



## Coronavirus Disease 2019 (COVID-19)

*Updated March 22, 2021*

Mississippi COVID-19 Hotline (7 days a week, 7 a.m.–7 p.m.): **877-978-6453**

**COVID-19 press conference** (March 19): New COVID-19 variants detected in Mississippi. [View »](#)

**Variants report:** [COVID-19 cases by variant type](#) PDF

**Vaccination advisory for adults 65 and over, or 16 and older with medical conditions:** All Mississippi residents aged 65 or older, or 16 and older with serious chronic medical conditions, should avoid all social gatherings outside of the household or any in-person mass gathering, including religious ceremonies, or sporting events, until fully protected by an approved COVID-19 vaccine. [Details »](#)

---

## General Information

- ▶ [COVID-19 vaccinations and Mississippi vaccination report](#)
  - ▶ [COVID-19 overview, questions and answers, and other resources](#)
  - ▶ [COVID-19 and You: Video Q & A with State Health Officer Dr. Thomas Dobbs](#)
  - ▶ [ASL, Spanish and Vietnamese materials](#)
-

## Healthcare Professionals

Guidance and more →

- ▶ [Healthcare guidance](#)
- ▶ [Electronic reporting](#)
- ▶ [Vaccine providers](#)
- ▶ [Specimens](#)
- ▶ [Lab dropoff](#)
- ▶ [Facilities guidance](#)
- ▶ [MS-HAN Alerts](#)

### ALL HEALTHCARE

## Current Cases and Statistics

County and state data →

- ▶ [Today's update](#)
- ▶ [State data and reports](#)
- ▶ [County data](#)
- ▶ [Charts and maps](#)
- ▶ [Hospitalizations](#)
- ▶ [Lab testing](#)
- ▶ [Recoveries](#)

### ALL STATISTICS

## Prevention, Testing and Guidance

Personal and community →

- ▶ [Vaccinations](#)
- ▶ [Getting tested](#)
- ▶ [Personal protection](#)
- ▶ [Gatherings and events](#)
- ▶ [Business and community](#)
- ▶ [School guidelines](#)
- ▶ [State agencies](#)

### ALL GUIDANCE

## New Cases and Deaths as of March 21

### NEW CASES

95

New COVID-19 positive test results reported to MSDH as of 3 p.m. yesterday.

#### TOTAL MISSISSIPPI CASES

302,932

▶ [Totals by county](#)

### NEW DEATHS

0

New COVID-19 related deaths reported to MSDH as of 3 p.m. yesterday.

#### TOTAL MISSISSIPPI DEATHS

6,956

▶ [Totals by county](#)

### LTC OUTBREAKS

37

Current outbreaks in long-term care (LTC) facilities only. (See [LTC facility outbreak definition.](#))

▶ [Cases by county](#)

**About our case counts:** We currently update our case totals each day based on test results from the previous day. Outside laboratories also report positive test results to us, which are included in our totals. Multiple positive tests for the same individual are counted only once. County case numbers and deaths may change as investigation finds new or additional information.

- ▶ [K-12 School Reports](#)  
Weekly COVID-19 cases, outbreaks and exposure reported by Mississippi schools
- ▶ [Long-Term Care Facility and Residential Care Facility COVID-19 Reports](#)  
Data reported directly to MSDH by the facility; cases and deaths in these reports may not yet be included in our totals of lab-reported cases.
- ▶ [Ongoing Outbreaks in Nursing Homes](#)  
A wide variety of data from the Centers for Medicare and Medicaid (CMS)
- ▶ [Deaths from COVID-19 and Other Causes](#) PDF  
Provisional counts by week of deaths from COVID-19, pneumonia/influenza, and heart disease
- ▶ [Laboratory Testing](#)  
Number and type of COVID-19 tests performed
- ▶ [Mississippi COVID-19 Vaccination Report](#) PDF  
Vaccinations distributed and administered as reported to MSDH by vaccination providers
- ▶ [Statewide data charts](#)

## County COVID-19 Data

### Variant Strains

- ▶ **NEW:** [COVID-19 cases by variant type](#) PDF  
cases by county, updated weekly

### Race and Ethnicity

- ▶ [Total COVID-19 cases and deaths by county, race and ethnicity](#) PDF  
Current and past data tables, updated daily

### Data Snapshots for Individual Counties

- ▶ [Weekly COVID-19 snapshots for each Mississippi county](#)

### High Cases and Incidence

- ▶ [Map of Mississippi counties by 7-day incidence](#)
- ▶ [Table of counties ranked by weekly cases and incidence](#)

### Cumulative Cases and Deaths by County

Totals of all reported COVID-19 cases, including those in long-term care (LTC) facilities.

**The numbers in this table are provisional.** County case numbers and deaths may change as investigation finds new or additional information. The data provided below is the most current available.

Long-term care case and death totals will resume on Tuesday.

County	Total Cases	Total Deaths
<a href="#">Adams</a>	2406	79
<b>Total</b>	<b>302,932</b>	<b>6,956</b>

County	Total Cases	Total Deaths
Alcorn	2946	63
Amite	1168	37
Attala	2120	72
Benton	955	24
Bolivar	4715	125
Calhoun	1615	29
Carroll	1203	25
Chickasaw	2031	55
Choctaw	721	16
Claiborne	1005	30
Clarke	1732	75
Clay	1813	54
Coahoma	2867	73
Copiah	2855	60
Covington	2528	80
De Soto	20245	245
Forrest	7462	142
Franklin	795	22
George	2355	45
Greene	1291	33
Grenada	2521	80
Hancock	3623	83
Harrison	17229	298
Hinds	19483	400
Holmes	1843	71
Humphreys	938	29
Issaquena	168	6
Itawamba	2933	76
Jackson	12946	236
Jasper	2181	47
Jefferson	637	27
Jefferson Davis	1039	32
Jones	8201	154
<b>Total</b>	<b>302,932</b>	<b>6,956</b>

County	Total Cases	Total Deaths
Kemper	937	25
Lafayette	5873	115
Lamar	6017	84
Lauderdale	6981	232
Lawrence	1239	22
Leake	2580	72
Lee	9787	167
Leflore	3445	123
Lincoln	3803	105
Lowndes	6210	143
Madison	9720	206
Marion	2632	78
Marshall	4192	99
Monroe	4035	130
Montgomery	1249	40
Neshoba	3931	173
Newton	2396	54
Noxubee	1244	31
Oktibbeha	4501	97
Panola	4402	100
Pearl River	4332	133
Perry	1241	38
Pike	3114	101
Pontotoc	4141	72
Prentiss	2736	58
Quitman	784	16
Rankin	13115	271
Scott	3038	71
Sharkey	492	17
Simpson	2829	83
Smith	1565	34
Stone	1762	30
Sunflower	3247	88
<b>Total</b>	<b>302,932</b>	<b>6,956</b>

County	Total Cases	Total Deaths
Tallahatchie	1736	39
Tate	3165	78
Tippah	2824	68
Tishomingo	2173	67
Tunica	1015	25
Union	3998	74
Walthall	1282	42
Warren	4212	117
Washington	5257	132
Wayne	2600	41
Webster	1130	32
Wilkinson	635	27
Winston	2241	80
Yalobusha	1526	36
Yazoo	2998	67
<b>Total</b>	<b>302,932</b>	<b>6,956</b>

### Case Classifications

Mississippi investigates and reports both probable and confirmed cases and deaths according to the [CSTE case definition](#).

	Confirmed	Probable	Total
Cases	186,450	116,482	<b>302,932</b>
Deaths	4,830	2,126	<b>6,956</b>

Confirmed cases and deaths are generally determined by positive PCR tests, which detect the presence of ongoing coronavirus infection.

Probable cases are those who test positive by other testing methods such as antibody or antigen, and have recent symptoms consistent with COVID-19, indicating a recent infection.

Probable deaths are those individuals with a designation of COVID-19 as a cause of death on the death certificate, but where no confirmatory testing was performed.

## Mississippi COVID-19 Data Charts and Maps

Detailed charts of COVID-19 cases, deaths and hospitalizations will resume on Tuesday.

All data reports below are updated as they become available.

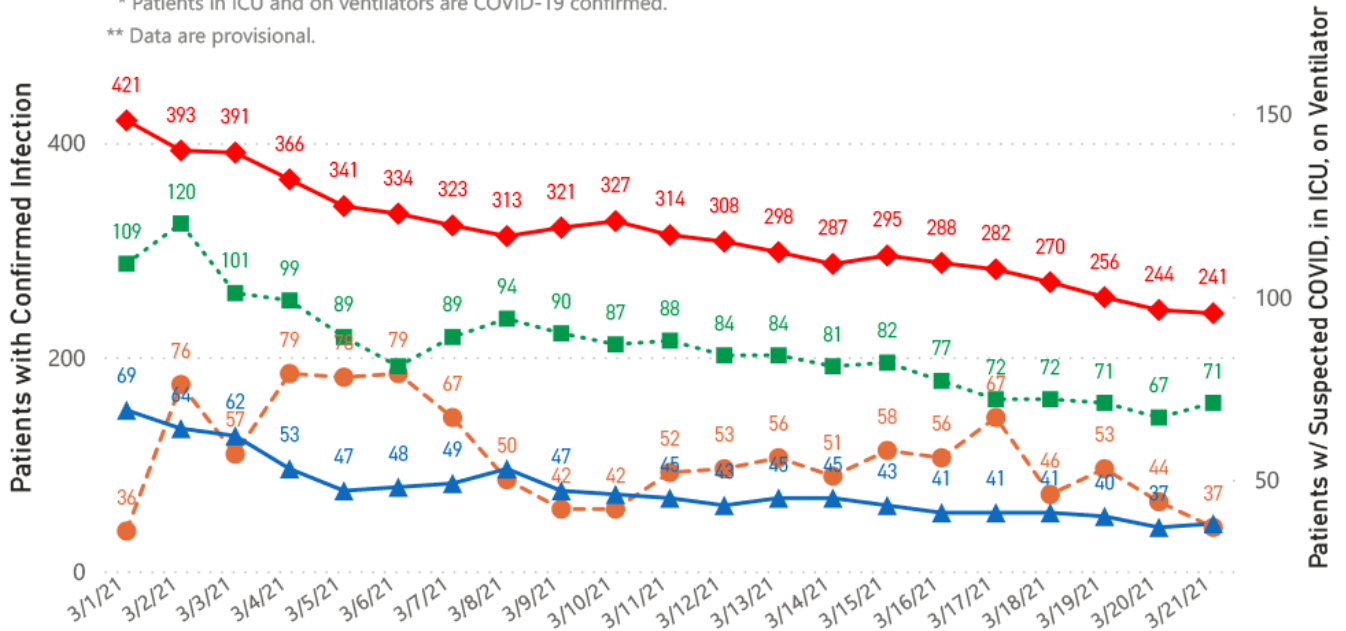
# Hospitalizations and Bed Availability

► [View interactive hospitalization charts](#)

## COVID-19 Hospitalizations Reported by MS Hospitals, 3/1/21 - 3/21/21 \*,\*\*

◆ Patients with Confirmed Infection ● Patients with Suspected Infection ■ Patients in an ICU ▲ Patients on Ventilators

\* Patients in ICU and on ventilators are COVID-19 confirmed.  
 \*\* Data are provisional.



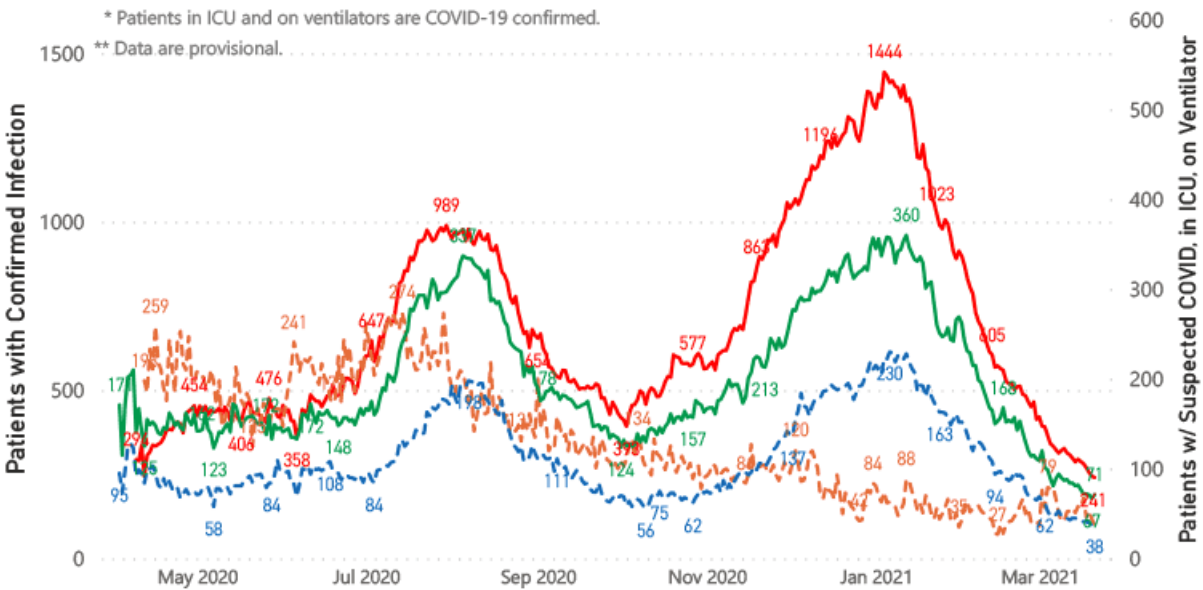
## Hospitalization and ICU Use to Date

Updated weekly

## COVID-19 Hospitalizations Trends, Reported by MS Hospitals as of 3/21/21 \*,\*\*

— Patients with Confirmed Infection — Patients with Suspected Infection — Patients in an ICU — Patients on Ventilators

\* Patients in ICU and on ventilators are COVID-19 confirmed.  
 \*\* Data are provisional.





## Daily Case Maps

[View all interactive maps](#)

### Recent COVID-19 Activity

The chart below shows counties according to COVID-19 incidence (cases by population) over the last 7 days. Also see [weekly county incidence tables](#)

### Mississippi COVID-19 Cases Incidence Rate \* as of March 21, 2021

## Mississippi

7 Day Average  
New Cases

**293.0**

7 Day Average  
Incidence Rate \*

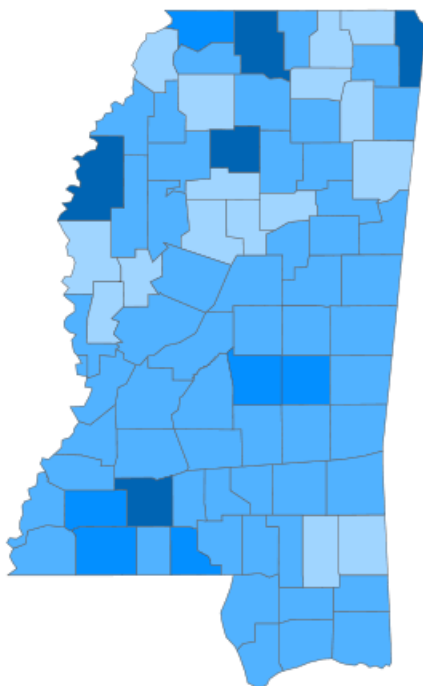
**9.8**

Cumulative Cases

**302,934**

2019 Estimated Population

**2,976,148**



● <5.0 ● 5.0 to 15.0 ● 15.0 to 25.0 ● 25.0 to 35.0

\* Based on average daily new cases of past 7 days per 100,000 population.

County	Incidence Rate	New Cases (7-Day Avg)	2019 Est. Population
Marshall	31.6	11.1	35,294
Lincoln	28.9	9.9	34,153
Yalobusha	26.0	3.1	12,108
Bolivar	25.7	7.9	30,628
Tishomingo	25.1	4.9	19,383
Amite	23.2	2.9	12,297
Newton	21.1	4.4	21,018
Scott	19.3	5.4	28,124
Franklin	18.5	1.4	7,713
Walthall	18.0	2.6	14,286

### Cumulative COVID-19 Cases

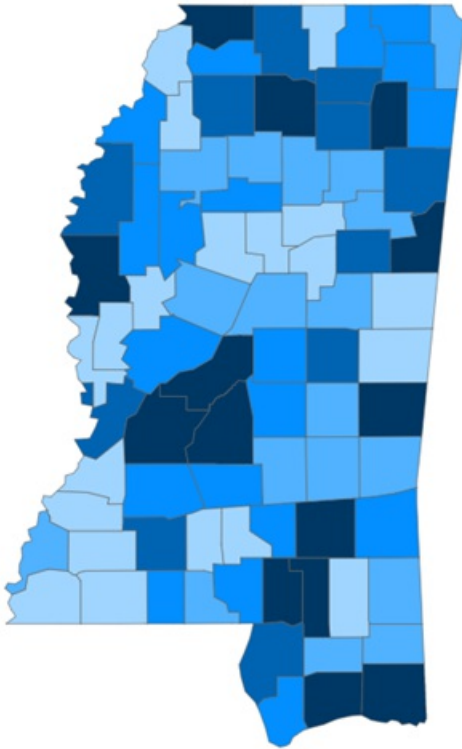
Total cases and deaths by county since the start of the pandemic. Also see [weekly estimate of recoveries](#)

Mississippi COVID-19  
Cases and Deaths by Race with Ethnicity  
as of 3 pm CT, March 21, 2021

# Mississippi

Total Cases

302,932



● 1 to 1250 ● 1251 to 2500 ● 2501 to 3750 ● 3751 to 5000 ● >5000

	American Indian or Alaska Native	Asian	Black	White	Other	Unknown
Non Hispanic	1,226	1,121	81,869	116,707	2,993	2,539
Hispanic	58	35	418	1,942	3,495	695
Unknown Ethnicity	1,012	341	17,645	26,971	7,211	36,654

Total Deaths

6,956

	American Indian or Alaska Native	Asian	Black	White	Other	Unknown
Non Hispanic	90	12	2,369	3,196	40	17
Hispanic	1	1	7	30	20	2
Unknown Ethnicity	25	7	358	556	67	158

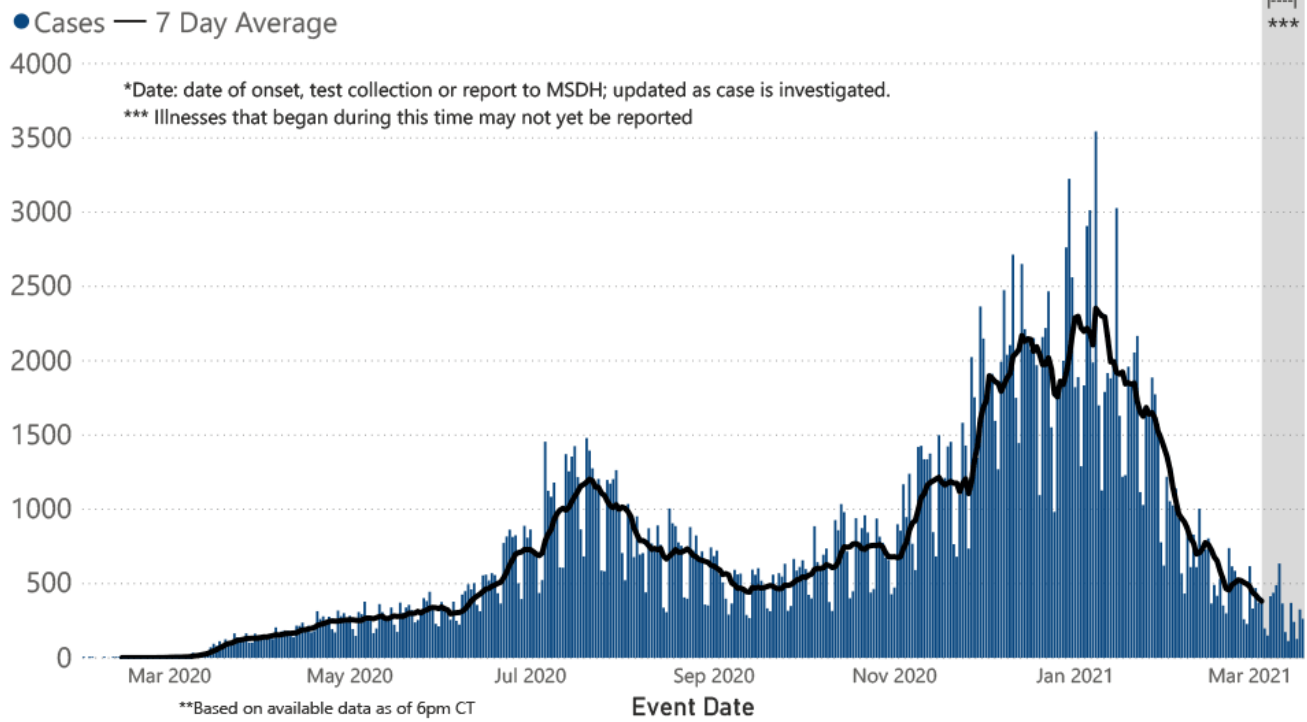
## Daily Statewide Data Charts

Our state case map and other data charts are also available in interactive form.

▶ [View interactive epidemiological and surveillance charts](#)

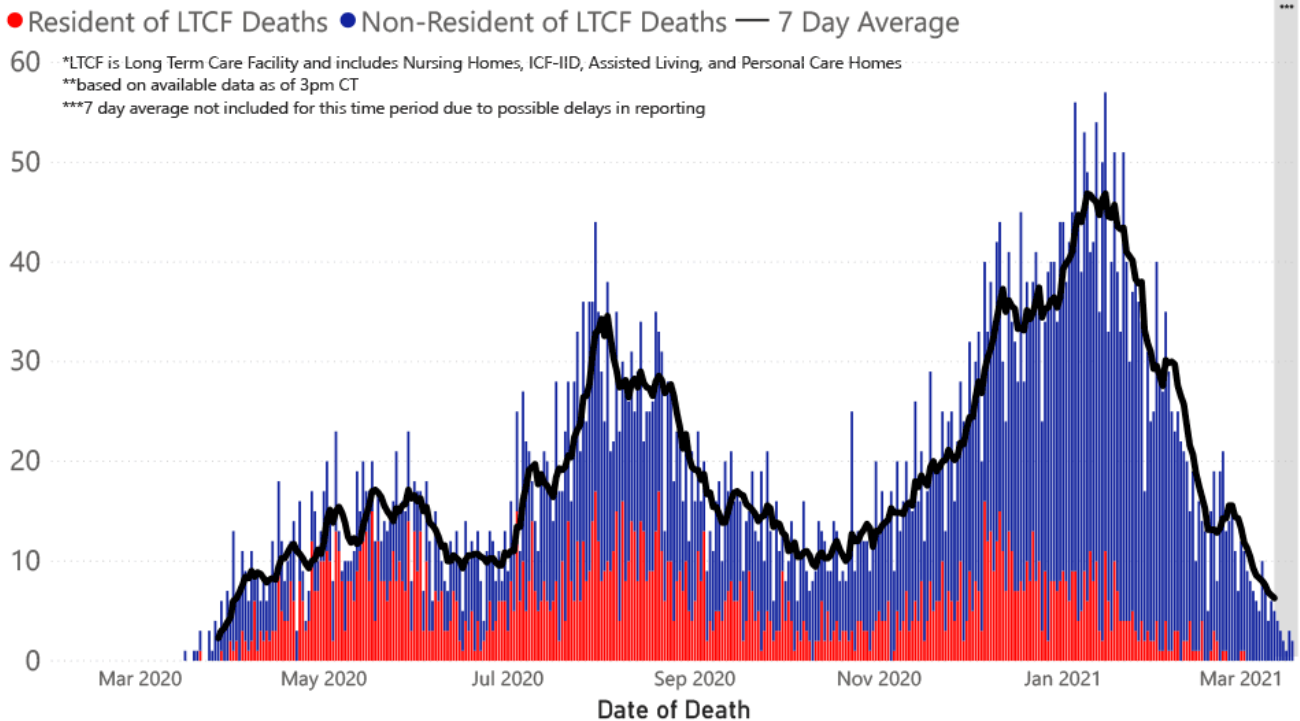
The charts below are based on available data at the time of publication. Charts do **not** include cases where insufficient details of the case are known.

## COVID-19 Cases by Date\* through March 19, 2021\*\*, Mississippi



**Note:** Values up to two weeks in the past on the chart of Cases by Date above can change as we update it with new information from disease investigation.

## COVID-19 LTCF\* and Non-LTCF Deaths by Date of Death through March 19, 2021\*\*, Mississippi



## Weekly Statewide Data Charts

Includes:

- Cases, deaths and hospitalizations, analyzed by age, race/ethnicity, gender and other factors

- MIS-C cases and deaths
- Counties with high COVID-19 cases and incidence
- Syndromic surveillance

▶ [All weekly charts](#)

## Estimated Recoveries

Presumed COVID-19 cases recovered, estimated weekly (does not include cases still under investigation).

### COVID-19 Presumed Recovered Cases through March 15, 2021, Mississippi

**287,341**  
Presumed Recovered\*

\*Reflects Provisional Estimates. Presumed Recovered if:

- 1) It has been 14 days or more since the case tested positive, if they were not hospitalized
- 2) It has been 21 days or more since the case tested positive, if they were hospitalized or hospitalization was unknown.

All deaths excluded. Presumed recovered counts will be updated weekly.

---

## U.S. and World Cases

- ▶ [COVID-19 cases in the United States \(CDC\)](#)
- ▶ [U.S. COVID-19 Tracker \(CDC\)](#)
- ▶ [COVID-19 Global Case Map \(Johns Hopkins University\)](#)

---

## COVID-19 Testing

### Statewide Combined Testing as of March 21

COVID-19 testing providers around the state include commercial laboratories, hospital labs and the MSDH Public Health Laboratory results from all these sources are combined in the table below. (Updated weekly)

**PCR** testing detects current, active COVID-19 infection in an individual.

**Antibody** (serology) testing identifies individuals with past COVID-19 infection based on antibodies they develop one to

three weeks after infection.

**Antigen** testing is another way to identify current COVID-19 infection.

PCR tests	1,701,820
Serology (antibody) tests	86,198
Antigen tests	797,221
<b>Total tests</b>	<b>2,585,239</b>

▶ [Getting tested for COVID-19](#)

---

## Prevention and Guidance for Individuals and the Community

▶ [Preventive steps to take, recommendations, guidance and general information on COVID-19](#)

Get COVID-19 e-mail updates daily with our free newsletter:



Last reviewed on Mar 5,  
2020

[error on this](#)

[email page](#)

[print](#)

### *Related resources*

- ▶ [IT IS REAL: COVID-19 as Told by Survivors](#)
- ▶ [Free COVID-19 Testing and Local Testing Providers](#)
- ▶ [COVID-19 Guidance and Prevention for Individuals and the Community](#)  
Updated March 11, 2021

### *More topics*

- ▶ [\[ Espanol, Tieng Viet, ASL \]](#)
- ▶ [County Data](#)
- ▶ [Diagnostic Testing EUA](#)
- ▶ [Handouts and Posters](#)
- ▶ [Healthcare Professionals](#)
- ▶ [Interactive Maps and Charts](#)
- ▶ [Prevention and Safety Guidance](#)
- ▶ [School Cases and Outbreaks](#)
- ▶ [Statewide COVID-19 Data](#)
- ▶ [Testing for COVID-19](#)
- ▶ [Vaccination Against COVID-19](#)

# COVID-19 Vaccinations

Latest information

Questions and answers

Mississippi Vaccination Report

Now vaccinating all Mississippians aged 16 and older.

[FULL INFORMATION](#)

## **AGENCY**

[About Us](#)

[Administration](#)

[Board of Health](#)

[County Offices](#)

[Institutional Review](#)

[Jobs](#)

[Locations](#)

[Public Health Laboratory](#)

[RFPs/Grants](#)

[More »](#)

---

[Intranet](#)

[OHIT+ER Service Center](#)

[Webmail](#)

## **INFORMATION**

[Apps](#)

[Calendar of Events](#)

[Contact Us](#)

[Meetings](#)

[Health Resources](#)

[Hotlines](#)

[Locations](#)

[News](#)

[Newsletter](#)

[Phone Numbers](#)

[Español](#)

## **I NEED A ...**

[Birth Certificate](#)

[Certificate of Need](#)

[Children's Health Insurance](#)

[Complaint Form](#)

Criminal History Check  
Death Certificate  
Divorce Record  
Food Permit  
Immunization Record  
J-1 Visa  
License Verification  
Marriage Record  
Professional License  
Public Records Request  
Wastewater Application

#### **PUBLICATIONS**

Annual Report  
CON Weekly Reports  
Health Facilities Directory  
Mississippi Morbidity Reports  
Public Health Report  
State Health Plan  
Strategic Plan  
*More »*

Mississippi State Department of Health • 570 East Woodrow Wilson Dr • Jackson, MS 39216 • 866-HLTHY4U • Contact and information

