



## Coronavirus Disease 2019 (COVID-19)

*Updated March 24, 2021*

Mississippi COVID-19 Hotline (7 days a week, 7 a.m.–7 p.m.): **877-978-6453**

**Vaccination advisory for adults 65 and over, or 16 and older with medical conditions:** All Mississippi residents aged 65 or older, or 16 and older with serious chronic medical conditions, should avoid all social gatherings outside of the household or any in-person mass gathering, including religious ceremonies, or sporting events, until fully protected by an approved COVID-19 vaccine. [Details »](#)

---

## General Information

- ▶ [COVID-19 vaccinations and Mississippi vaccination report](#)
- ▶ [COVID-19 overview, questions and answers, and other resources](#)
- ▶ [COVID-19 and You: Video Q & A with State Health Officer Dr. Thomas Dobbs](#)
- ▶ [ASL, Spanish and Vietnamese materials](#)

## Healthcare Professionals

Guidance and more →

- ▶ [Healthcare guidance](#)

- ▶ [Electronic reporting](#)
- ▶ [Vaccine providers](#)
- ▶ [Specimens](#)
- ▶ [Lab dropoff](#)
- ▶ [Facilities guidance](#)
- ▶ [MS-HAN Alerts](#)

---

## [ALL HEALTHCARE](#)

### Current Cases and Statistics

County and state data →

- ▶ [Today's update](#)
- ▶ [State data and reports](#)
- ▶ [County data](#)
- ▶ [Charts and maps](#)
- ▶ [Hospitalizations](#)
- ▶ [Lab testing](#)
- ▶ [Recoveries](#)

---

## [ALL STATISTICS](#)

### Prevention, Testing and Guidance

Personal and community →

- ▶ [Vaccinations](#)
- ▶ [Getting tested](#)
- ▶ [Personal protection](#)
- ▶ [Gatherings and events](#)
- ▶ [Business and community](#)
- ▶ [School guidelines](#)
- ▶ [State agencies](#)

---

## [ALL GUIDANCE](#)

---

## COVID-19 in Mississippi

New Cases and Deaths as of March 23

**NEW CASES**

387

New COVID-19 positive test results reported to MSDH as of 3 p.m. yesterday.

TOTAL MISSISSIPPI CASES

303,625

▶ [Totals by county](#)

NEW DEATHS

4

New COVID-19 related deaths reported to MSDH as of 3 p.m. yesterday.

Four deaths occurred between March 18 and March 22 in the counties below:

▶ [County list](#)

TOTAL MISSISSIPPI DEATHS

6,981

▶ [Totals by county](#)

LTC OUTBREAKS

27

Current outbreaks in long-term care (LTC) facilities only. (See [LTC facility outbreak definition](#).)

▶ [Cases by county](#)

**About our case counts:** We currently update our case totals each day based on test results from the previous day. Outside laboratories also report positive test results to us, which are included in our totals. Multiple positive tests for the same individual are counted only once. County case numbers and deaths may change as investigation finds new or additional information.

## Statewide COVID-19 Data and Reports

▶ [K-12 School Reports](#)

Weekly COVID-19 cases, outbreaks and exposure reported by Mississippi schools

- ▶ [Long-Term Care Facility and Residential Care Facility COVID-19 Reports](#)  
Data reported directly to MSDH by the facility; cases and deaths in these reports may not yet be included in our totals of lab-reported cases.
- ▶ [Ongoing Outbreaks in Nursing Homes](#)  
A wide variety of data from the Centers for Medicare and Medicaid (CMS)
- ▶ [Deaths from COVID-19 and Other Causes](#) PDF  
Provisional counts by week of deaths from COVID-19, pneumonia/influenza, and heart disease
- ▶ [Laboratory Testing](#)  
Number and type of COVID-19 tests performed
- ▶ [Mississippi COVID-19 Vaccination Report](#) PDF  
Vaccinations distributed and administered as reported to MSDH by vaccination providers
- ▶ [Statewide data charts](#)

## County COVID-19 Data

### Variant Strains

- ▶ **NEW:** [COVID-19 cases by variant type](#) PDF  
cases by county, updated weekly

### Race and Ethnicity

- ▶ [Total COVID-19 cases and deaths by county, race and ethnicity](#) PDF  
Current and past data tables, updated daily

### Data Snapshots for Individual Counties

- ▶ [Weekly COVID-19 snapshots for each Mississippi county](#)

### High Cases and Incidence

- ▶ [Map of Mississippi counties by 7-day incidence](#)
- ▶ [Table of counties ranked by weekly cases and incidence](#)

### Cumulative Cases and Deaths by County

Totals of all reported COVID-19 cases, including those in long-term care (LTC) facilities.

**The numbers in this table are provisional.** County case numbers and deaths may change as investigation finds new or additional information. The data provided below is the most current available.

County	Total Cases	Total Deaths	Total LTC Facility Cases	Total LTC Facility Deaths
<a href="#">Adams</a>	2408	81	78	15
<a href="#">Alcorn</a>	2948	63	130	20
<a href="#">Amite</a>	1172	37	55	9
<a href="#">Attala</a>	2123	72	175	36
<a href="#">Benton</a>	959	24	46	10
<b>Total</b>	<b>303,625</b>	<b>6,981</b>	<b>10,424</b>	<b>1,967</b>

County	Total Cases	Total Deaths	Total LTC Facility Cases	Total LTC Facility Deaths
Bolivar	4728	125	232	31
Calhoun	1615	30	36	6
Carroll	1204	25	51	10
Chickasaw	2032	55	60	15
Choctaw	722	16	1	0
Claiborne	1005	30	45	9
Clarke	1737	75	123	31
Clay	1813	54	38	5
Coahoma	2870	74	129	11
Copiah	2870	61	81	11
Covington	2529	80	136	39
De Soto	20349	245	113	24
Forrest	7452	143	226	51
Franklin	799	22	40	4
George	2359	46	59	7
Greene	1293	33	52	6
Grenada	2522	80	155	32
Hancock	3636	84	69	14
Harrison	17263	298	485	68
Hinds	19559	401	805	131
Holmes	1845	71	104	20
Humphreys	938	30	34	9
Issaquena	168	6	0	0
Itawamba	2939	76	134	23
Jackson	12967	239	240	35
Jasper	2182	47	43	2
Jefferson	637	27	41	7
Jefferson Davis	1040	32	9	1
Jones	8214	154	219	41
Kemper	937	25	44	9
Lafayette	5892	116	187	55
Lamar	6030	84	54	13
Lauderdale	7001	232	443	100
<b>Total</b>	<b>303,625</b>	<b>6,981</b>	<b>10,424</b>	<b>1,967</b>

County	Total Cases	Total Deaths	Total LTC Facility Cases	Total LTC Facility Deaths
Lawrence	1242	22	27	2
Leake	2588	72	88	15
Lee	9793	167	222	41
Leflore	3450	123	236	52
Lincoln	3819	106	194	40
Lowndes	6213	143	257	63
Madison	9757	207	368	69
Marion	2635	78	158	24
Marshall	4202	99	64	15
Monroe	4038	130	190	55
Montgomery	1249	40	54	9
Neshoba	3939	173	203	59
Newton	2405	56	87	15
Noxubee	1249	31	35	6
Oktibbeha	4506	97	222	36
Panola	4408	101	104	14
Pearl River	4356	135	188	36
Perry	1243	38	21	8
Pike	3129	101	134	35
Pontotoc	4147	72	86	12
Prentiss	2739	58	99	15
Quitman	785	16	0	0
Rankin	13141	271	392	61
Scott	3047	72	115	18
Sharkey	493	17	43	8
Simpson	2844	84	157	20
Smith	1567	34	66	8
Stone	1765	30	84	14
Sunflower	3255	88	121	20
Tallahatchie	1740	40	50	7
Tate	3176	79	80	19
Tippah	2824	68	119	13
Tishomingo	2182	67	102	27
<b>Total</b>	<b>303,625</b>	<b>6,981</b>	<b>10,424</b>	<b>1,967</b>

County	Total Cases	Total Deaths	Total LTC Facility Cases	Total LTC Facility Deaths
Tunica	1016	25	18	2
Union	4000	74	131	23
Walthall	1288	42	69	13
Warren	4222	117	170	37
Washington	5260	132	191	39
Wayne	2600	41	69	11
Webster	1130	32	61	12
Wilkinson	637	27	25	5
Winston	2245	80	130	39
Yalobusha	1535	36	82	22
Yazoo	3009	67	140	18
<b>Total</b>	<b>303,625</b>	<b>6,981</b>	<b>10,424</b>	<b>1,967</b>

## Case Classifications

Mississippi investigates and reports both probable and confirmed cases and deaths according to the [CSTE case definition](#).

	Confirmed	Probable	Total
Cases	186,684	116,941	<b>303,625</b>
Deaths	4,844	2,137	<b>6,981</b>

Confirmed cases and deaths are generally determined by positive PCR tests, which detect the presence of ongoing coronavirus infection.

Probable cases are those who test positive by other testing methods such as antibody or antigen, and have recent symptoms consistent with COVID-19, indicating a recent infection.

Probable deaths are those individuals with a designation of COVID-19 as a cause of death on the death certificate, but where no confirmatory testing was performed.

---

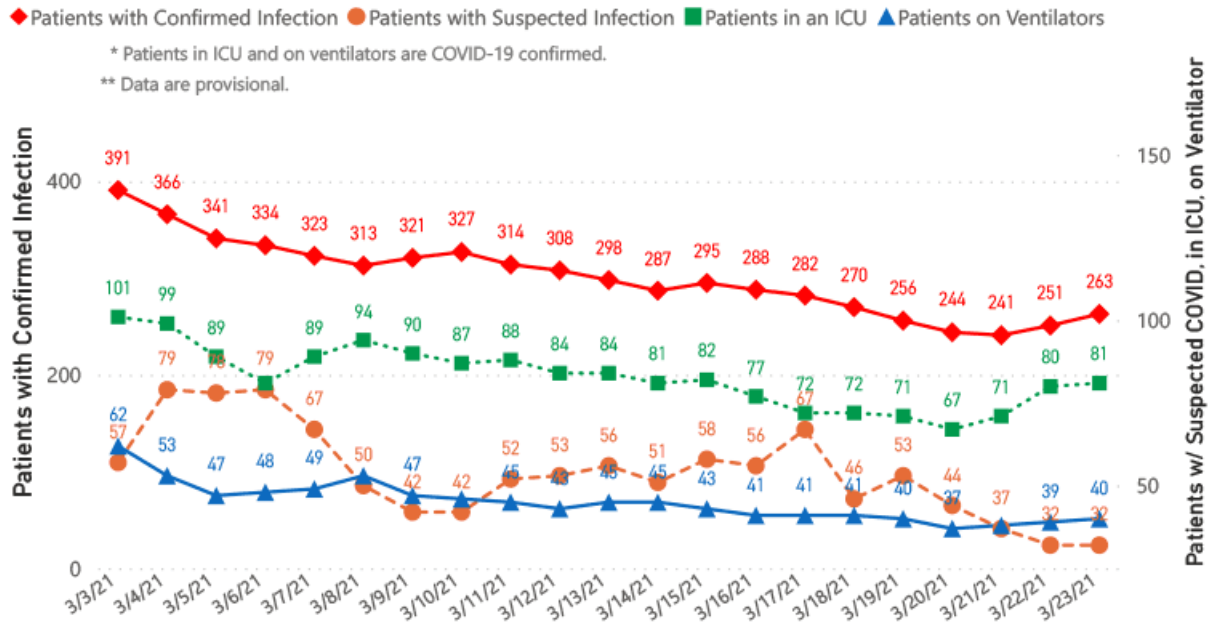
## Mississippi COVID-19 Data Charts and Maps

All data reports below are updated as they become available.

## Hospitalizations and Bed Availability

▶ [View interactive hospitalization charts](#)

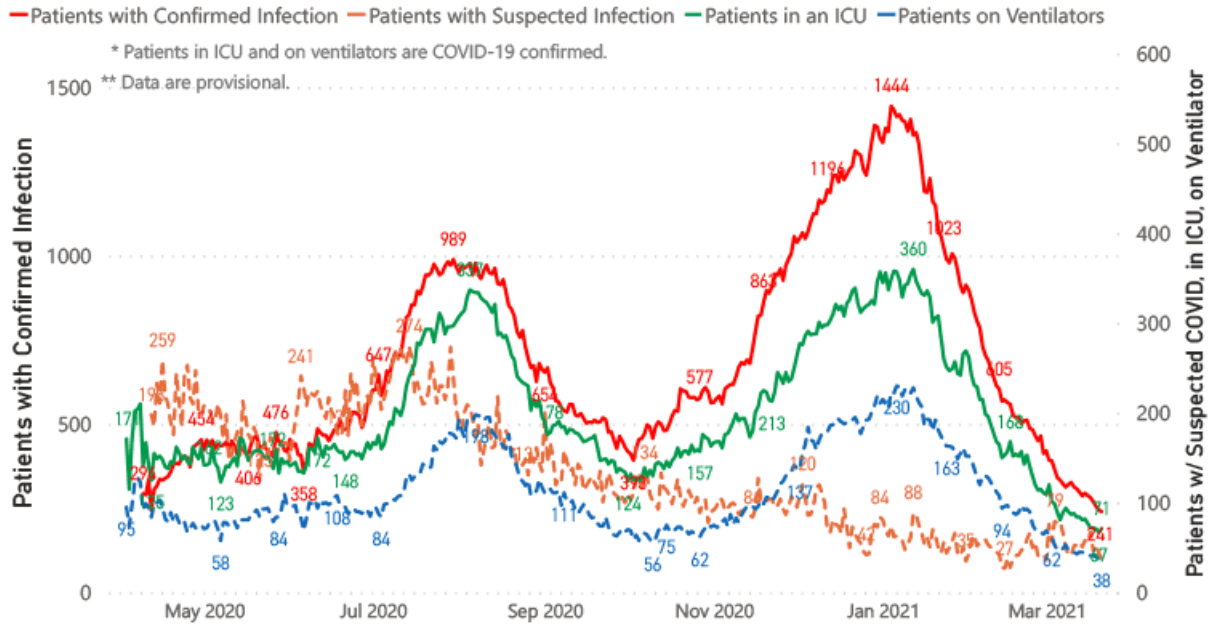
## COVID-19 Hospitalizations Reported by MS Hospitals, 3/3/21 - 3/23/21 \*,\*\*



## Hospitalization and ICU Use to Date

Updated weekly

## COVID-19 Hospitalizations Trends, Reported by MS Hospitals as of 3/21/21 \*,\*\*



## Daily Case Maps

▶ [View all interactive maps](#)

## Recent COVID-19 Activity



The chart below shows counties according to COVID-19 incidence (cases by population) over the last 7 days. Also see [weekly county incidence tables](#)

Mississippi COVID-19 Cases Incidence Rate \*  
as of March 23, 2021

## Mississippi

7 Day Average  
New Cases

**289.0**

7 Day Average  
Incidence Rate \*

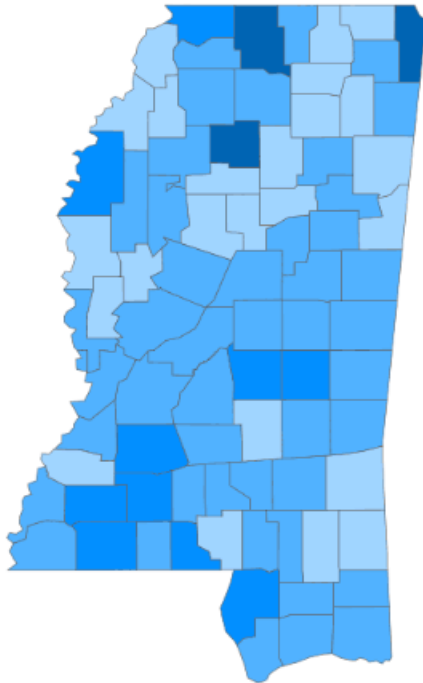
**9.5**

Cumulative Cases

**303,635**

2019 Estimated Population

**2,976,148**



● <5.0 ● 5.0 to 15.0 ● 15.0 to 25.0 ● 25.0 to 35.0

\* Based on average daily new cases of past 7 days per 100,000 population.

County	Incidence Rate	New Cases (7-Day Avg)	2019 Est. Population
Marshall	29.5	10.4	35,294
Tishomingo	28.7	5.6	19,383
Yalobusha	26.0	3.1	12,108
Franklin	24.1	1.9	7,713
Lincoln	23.4	8.0	34,153
Bolivar	22.4	6.9	30,628
Walthall	21.0	3.0	14,286
Amite	19.7	2.4	12,297
DeSoto	17.9	33.1	184,945
Copiah	17.3	4.9	28,065

### Cumulative COVID-19 Cases

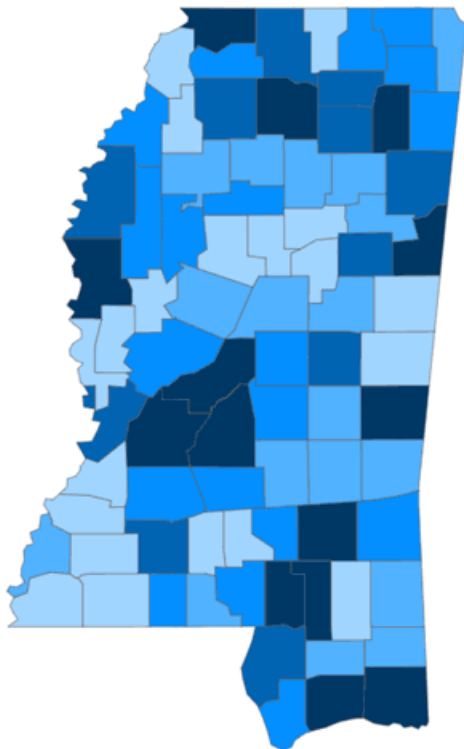
Total cases and deaths by county since the start of the pandemic. Also see [weekly estimate of recoveries](#)

Mississippi COVID-19  
Cases and Deaths by Race with Ethnicity  
as of 3 pm CT, March 23, 2021

# Mississippi

Total Cases

303,625



	American Indian or Alaska Native	Asian	Black	White	Other	Unknown
Non Hispanic	1,227	1,129	82,063	117,066	3,003	2,545
Hispanic	58	35	421	1,948	3,503	697
Unknown Ethnicity	1,012	342	17,658	26,995	7,242	36,681

Total Deaths

6,981

	American Indian or Alaska Native	Asian	Black	White	Other	Unknown
Non Hispanic	90	12	2,377	3,209	41	17
Hispanic	1	1	7	30	20	2
Unknown Ethnicity	25	7	358	559	67	158

● 1 to 1250 ● 1251 to 2500 ● 2501 to 3750 ● 3751 to 5000 ● >5000

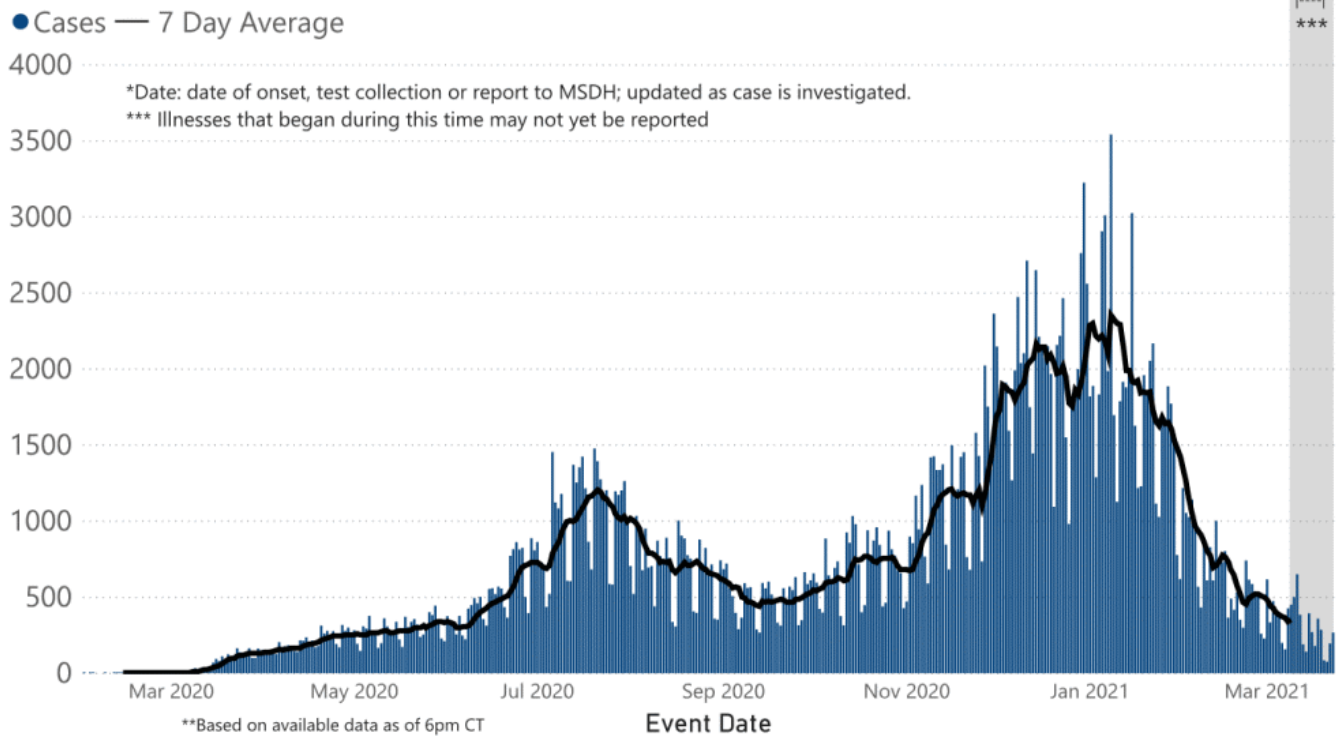
## Daily Statewide Data Charts

Our state case map and other data charts are also available in interactive form.

▶ [View interactive epidemiological and surveillance charts](#)

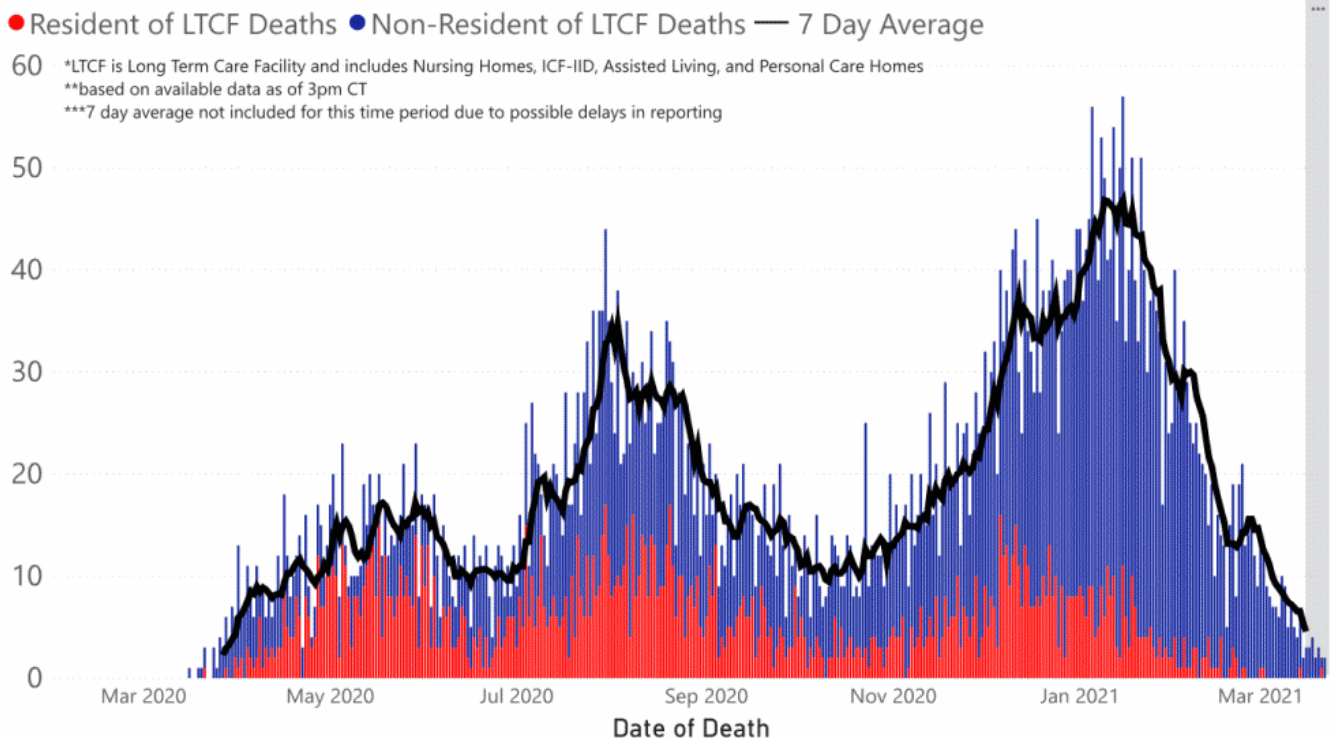
The charts below are based on available data at the time of publication. Charts do **not** include cases where insufficient details of the case are known.

## COVID-19 Cases by Date\* through March 23, 2021\*\*, Mississippi



**Note:** Values up to two weeks in the past on the chart of Cases by Date above can change as we update it with new information from disease investigation.

## COVID-19 LTCF\* and Non-LTCF Deaths by Date of Death through March 23, 2021\*\*, Mississippi



## Weekly Statewide Data Charts

Includes:

- Cases, deaths and hospitalizations, analyzed by age, race/ethnicity, gender and other factors

- MIS-C cases and deaths
- Counties with high COVID-19 cases and incidence
- Syndromic surveillance

▶ [All weekly charts](#)

## Estimated Recoveries

Presumed COVID-19 cases recovered, estimated weekly (does not include cases still under investigation).

### COVID-19 Presumed Recovered Cases through March 22, 2021, Mississippi

**290,537**  
Presumed Recovered\*

\*Reflects Provisional Estimates. Presumed Recovered if:

- 1) It has been 14 days or more since the case tested positive, if they were not hospitalized
- 2) It has been 21 days or more since the case tested positive, if they were hospitalized or hospitalization was unknown.

All deaths excluded. Presumed recovered counts will be updated weekly.

## U.S. and World Cases

- ▶ [COVID-19 cases in the United States \(CDC\)](#)
- ▶ [U.S. COVID-19 Tracker \(CDC\)](#)
- ▶ [COVID-19 Global Case Map \(Johns Hopkins University\)](#)

## COVID-19 Testing

### Statewide Combined Testing as of March 21

COVID-19 testing providers around the state include commercial laboratories, hospital labs and the MSDH Public Health Laboratory results from all these sources are combined in the table below. (Updated weekly)

**PCR** testing detects current, active COVID-19 infection in an individual.

**Antibody** (serology) testing identifies individuals with past COVID-19 infection based on antibodies they develop one to

three weeks after infection.

**Antigen** testing is another way to identify current COVID-19 infection.

PCR tests	1,701,820
Serology (antibody) tests	86,198
Antigen tests	797,221
<b>Total tests</b>	<b>2,585,239</b>

▶ [Getting tested for COVID-19](#)

---

## Prevention and Guidance for Individuals and the Community

▶ [Preventive steps to take, recommendations, guidance and general information on COVID-19](#)

Get COVID-19 e-mail updates daily with our free newsletter:



Last reviewed on Mar 5,

2020

[error on this](#)

[email page](#)

[print](#)

### *Related resources*

- ▶ [IT IS REAL: COVID-19 as Told by Survivors](#)
- ▶ [Free COVID-19 Testing and Local Testing Providers](#)
- ▶ [COVID-19 Guidance and Prevention for Individuals and the Community](#)  
Updated March 11, 2021

### *More topics*

- ▶ [\[ Espanol, Tieng Viet, ASL \]](#)
- ▶ [County Data](#)
- ▶ [Diagnostic Testing EUA](#)
- ▶ [Handouts and Posters](#)
- ▶ [Healthcare Professionals](#)
- ▶ [Interactive Maps and Charts](#)
- ▶ [Prevention and Safety Guidance](#)
- ▶ [School Cases and Outbreaks](#)
- ▶ [Statewide COVID-19 Data](#)
- ▶ [Testing for COVID-19](#)
- ▶ [Vaccination Against COVID-19](#)

# COVID-19 Vaccinations

Latest information

Questions and answers

Mississippi Vaccination Report

Now vaccinating all Mississippians aged 16 and older.

[FULL INFORMATION](#)

## **AGENCY**

[About Us](#)

[Administration](#)

[Board of Health](#)

[County Offices](#)

[Institutional Review](#)

[Jobs](#)

[Locations](#)

[Public Health Laboratory](#)

[RFPs/Grants](#)

[More »](#)

---

[Intranet](#)

[OHIT+ER Service Center](#)

[Webmail](#)

## **INFORMATION**

[Apps](#)

[Calendar of Events](#)

[Contact Us](#)

[Meetings](#)

[Health Resources](#)

[Hotlines](#)

[Locations](#)

[News](#)

[Newsletter](#)

[Phone Numbers](#)

[Español](#)

## **I NEED A ...**

[Birth Certificate](#)

[Certificate of Need](#)

[Children's Health Insurance](#)

[Complaint Form](#)

Criminal History Check  
Death Certificate  
Divorce Record  
Food Permit  
Immunization Record  
J-1 Visa  
License Verification  
Marriage Record  
Professional License  
Public Records Request  
Wastewater Application

#### **PUBLICATIONS**

Annual Report  
CON Weekly Reports  
Health Facilities Directory  
Mississippi Morbidity Reports  
Public Health Report  
State Health Plan  
Strategic Plan  
*More »*

Mississippi State Department of Health • 570 East Woodrow Wilson Dr • Jackson, MS 39216 • 866-HLTHY4U • Contact and information

