



Coronavirus Disease 2019 (COVID-19)

Updated March 26, 2021

Mississippi COVID-19 Hotline (7 days a week, 7 a.m.–7 p.m.): **877-978-6453**

COVID and You: Questions and answers for K-12 teachers and staff. Video meeting with MSDH leadership on the COVID-19 situation in schools. [Watch video »](#)

General Information

- ▶ [COVID-19 vaccinations and Mississippi vaccination report](#)
- ▶ [COVID-19 overview, questions and answers, and other resources](#)
- ▶ [COVID-19 and You: Video Q & A with State Health Officer Dr. Thomas Dobbs](#)
- ▶ [ASL, Spanish and Vietnamese materials](#)

Healthcare Professionals

Guidance and more →

- ▶ [Healthcare guidance](#)
- ▶ [Electronic reporting](#)
- ▶ [Vaccine providers](#)

- ▶ [Specimens](#)
- ▶ [Lab dropoff](#)
- ▶ [Facilities guidance](#)
- ▶ [MS-HAN Alerts](#)

ALL HEALTHCARE

Current Cases and Statistics

County and state data →

- ▶ [Today's update](#)
- ▶ [State data and reports](#)
- ▶ [County data](#)
- ▶ [Charts and maps](#)
- ▶ [Hospitalizations](#)
- ▶ [Lab testing](#)
- ▶ [Recoveries](#)

ALL STATISTICS

Prevention, Testing and Guidance

Personal and community →

- ▶ [Vaccinations](#)
- ▶ [Getting tested](#)
- ▶ [Personal protection](#)
- ▶ [Gatherings and events](#)
- ▶ [Business and community](#)
- ▶ [School guidelines](#)
- ▶ [State agencies](#)

ALL GUIDANCE

COVID-19 in Mississippi

New Cases and Deaths as of March 25

NEW CASES

268

New COVID-19 positive test results reported to MSDH as of 3 p.m. yesterday.

TOTAL MISSISSIPPI CASES

304,210

▶ [Totals by county](#)

NEW DEATHS

11

New COVID-19 related deaths reported to MSDH as of 3 p.m. yesterday.

Four deaths occurred between March 10 and March 24 in the counties below:

▶ [County list](#)

Seven deaths occurred between February 25 and March 20, identified from death certificate reports.

▶ [County list](#)

TOTAL MISSISSIPPI DEATHS

6,998

▶ [Totals by county](#)

LTC OUTBREAKS

25

Current outbreaks in long-term care (LTC) facilities only. (See [LTC facility outbreak definition](#).)

▶ [Cases by county](#)

About our case counts: We currently update our case totals each day based on test results from the previous day. Outside laboratories also report positive test results to us, which are included in our totals. Multiple positive tests for the same individual are counted only once. County case numbers and deaths may change as investigation finds new or additional information.

- ▶ [K-12 School Reports](#)
Weekly COVID-19 cases, outbreaks and exposure reported by Mississippi schools
- ▶ [Long-Term Care Facility and Residential Care Facility COVID-19 Reports](#)
Data reported directly to MSDH by the facility; cases and deaths in these reports may not yet be included in our totals of lab-reported cases.
- ▶ [Ongoing Outbreaks in Nursing Homes](#)
A wide variety of data from the Centers for Medicare and Medicaid (CMS)
- ▶ [Deaths from COVID-19 and Other Causes](#) PDF
Provisional counts by week of deaths from COVID-19, pneumonia/influenza, and heart disease
- ▶ [Laboratory Testing](#)
Number and type of COVID-19 tests performed
- ▶ [Mississippi COVID-19 Vaccination Report](#) PDF
Vaccinations distributed and administered as reported to MSDH by vaccination providers
- ▶ [Statewide data charts](#)

County COVID-19 Data

Variant Strains

- ▶ **NEW:** [COVID-19 cases by variant type](#) PDF
cases by county, updated weekly

Race and Ethnicity

- ▶ [Total COVID-19 cases and deaths by county, race and ethnicity](#) PDF
Current and past data tables, updated daily

Data Snapshots for Individual Counties

- ▶ [Weekly COVID-19 snapshots for each Mississippi county](#)

High Cases and Incidence

- ▶ [Map of Mississippi counties by 7-day incidence](#)
- ▶ [Table of counties ranked by weekly cases and incidence](#)

Cumulative Cases and Deaths by County

Totals of all reported COVID-19 cases, including those in long-term care (LTC) facilities.

The numbers in this table are provisional. County case numbers and deaths may change as investigation finds new or additional information. The data provided below is the most current available.

County	Total Cases	Total Deaths	Total LTC Facility Cases	Total LTC Facility Deaths
Adams	2413	81	78	15
Alcorn	2948	63	130	20
Amite	1178	37	55	9
Total	304,210	6,998	10,427	1,967

County	Total Cases	Total Deaths	Total LTC Facility Cases	Total LTC Facility Deaths
Attala	2126	73	175	36
Benton	964	25	46	10
Bolivar	4734	125	232	31
Calhoun	1617	30	36	6
Carroll	1205	25	51	10
Chickasaw	2033	55	60	15
Choctaw	723	16	1	0
Claiborne	1007	30	45	9
Clarke	1742	75	123	31
Clay	1816	54	38	5
Coahoma	2874	75	129	11
Copiah	2874	61	81	11
Covington	2530	80	136	39
De Soto	20426	246	113	24
Forrest	7460	143	226	51
Franklin	802	22	40	4
George	2362	46	59	7
Greene	1293	33	52	6
Grenada	2525	80	155	32
Hancock	3658	84	69	14
Harrison	17293	298	485	68
Hinds	19604	401	805	131
Holmes	1847	71	104	20
Humphreys	941	30	34	9
Issaquena	168	6	0	0
Itawamba	2941	76	134	23
Jackson	12985	240	240	35
Jasper	2186	47	43	2
Jefferson	640	27	41	7
Jefferson Davis	1040	32	9	1
Jones	8233	156	219	41
Kemper	941	25	44	9
Lafayette	5906	116	187	55
Total	304,210	6,998	10,427	1,967

County	Total Cases	Total Deaths	Total LTC Facility Cases	Total LTC Facility Deaths
Lamar	6034	84	54	13
Lauderdale	7027	233	444	100
Lawrence	1247	22	27	2
Leake	2592	73	88	15
Lee	9797	168	222	41
Leflore	3456	123	236	52
Lincoln	3832	106	194	40
Lowndes	6217	144	257	63
Madison	9782	207	368	69
Marion	2637	78	158	24
Marshall	4210	99	64	15
Monroe	4041	130	190	55
Montgomery	1250	40	54	9
Neshoba	3946	174	203	59
Newton	2410	56	87	15
Noxubee	1251	31	35	6
Oktibbeha	4511	97	222	36
Panola	4410	102	104	14
Pearl River	4366	137	188	36
Perry	1244	38	21	8
Pike	3132	101	134	35
Pontotoc	4147	72	86	12
Prentiss	2742	58	99	15
Quitman	786	16	0	0
Rankin	13179	272	392	61
Scott	3061	72	115	18
Sharkey	494	17	43	8
Simpson	2848	84	157	20
Smith	1571	34	66	8
Stone	1767	30	85	14
Sunflower	3265	88	122	20
Tallahatchie	1742	40	50	7
Tate	3184	80	80	19
Total	304,210	6,998	10,427	1,967

County	Total Cases	Total Deaths	Total LTC Facility Cases	Total LTC Facility Deaths
Tippah	2824	68	119	13
Tishomingo	2186	67	102	27
Tunica	1017	25	18	2
Union	4002	74	131	23
Walthall	1292	42	69	13
Warren	4232	117	170	37
Washington	5263	132	191	39
Wayne	2603	41	69	11
Webster	1131	32	61	12
Wilkinson	638	27	25	5
Winston	2249	80	130	39
Yalobusha	1545	36	82	22
Yazoo	3015	67	140	18
Total	304,210	6,998	10,427	1,967

Case Classifications

Mississippi investigates and reports both probable and confirmed cases and deaths according to the [CSTE case definition](#).

	Confirmed	Probable	Total
Cases	186,922	117,288	304,210
Deaths	4,855	2,143	6,998

Confirmed cases and deaths are generally determined by positive PCR tests, which detect the presence of ongoing coronavirus infection.

Probable cases are those who test positive by other testing methods such as antibody or antigen, and have recent symptoms consistent with COVID-19, indicating a recent infection.

Probable deaths are those individuals with a designation of COVID-19 as a cause of death on the death certificate, but where no confirmatory testing was performed.

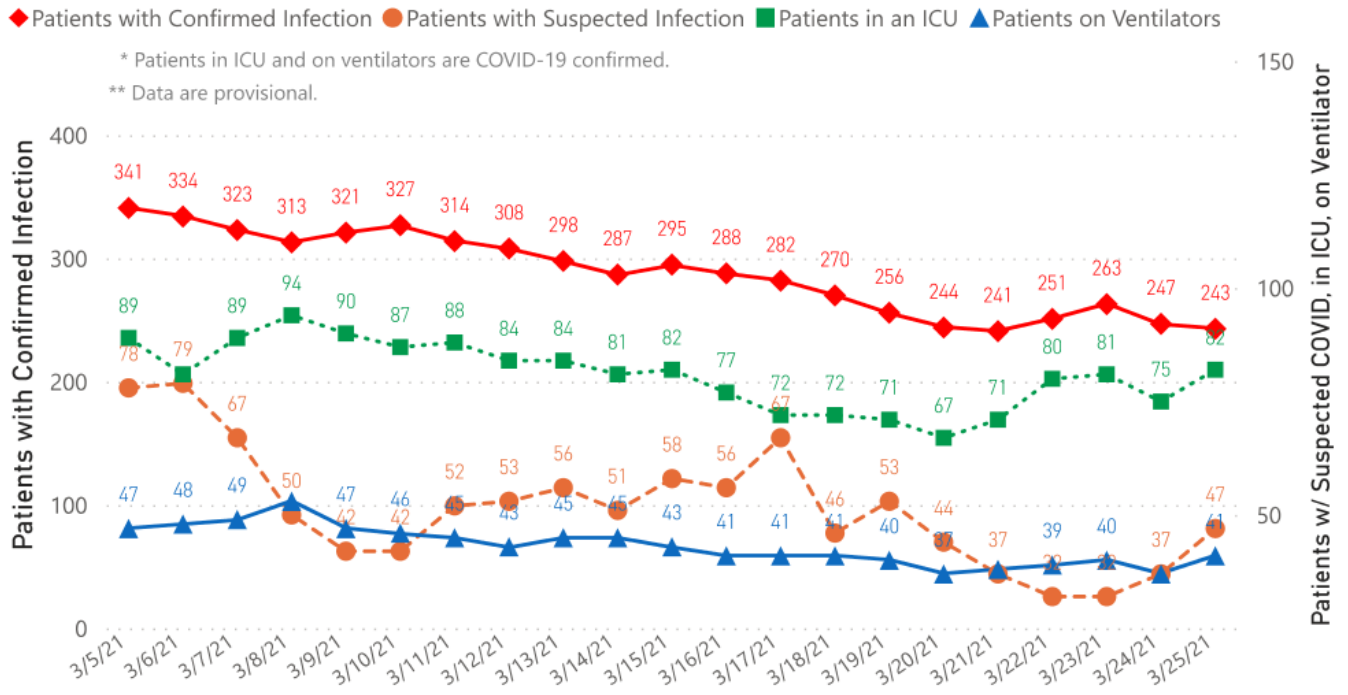
Mississippi COVID-19 Data Charts and Maps

All data reports below are updated as they become available.

Hospitalizations and Bed Availability

▶ [View interactive hospitalization charts](#)

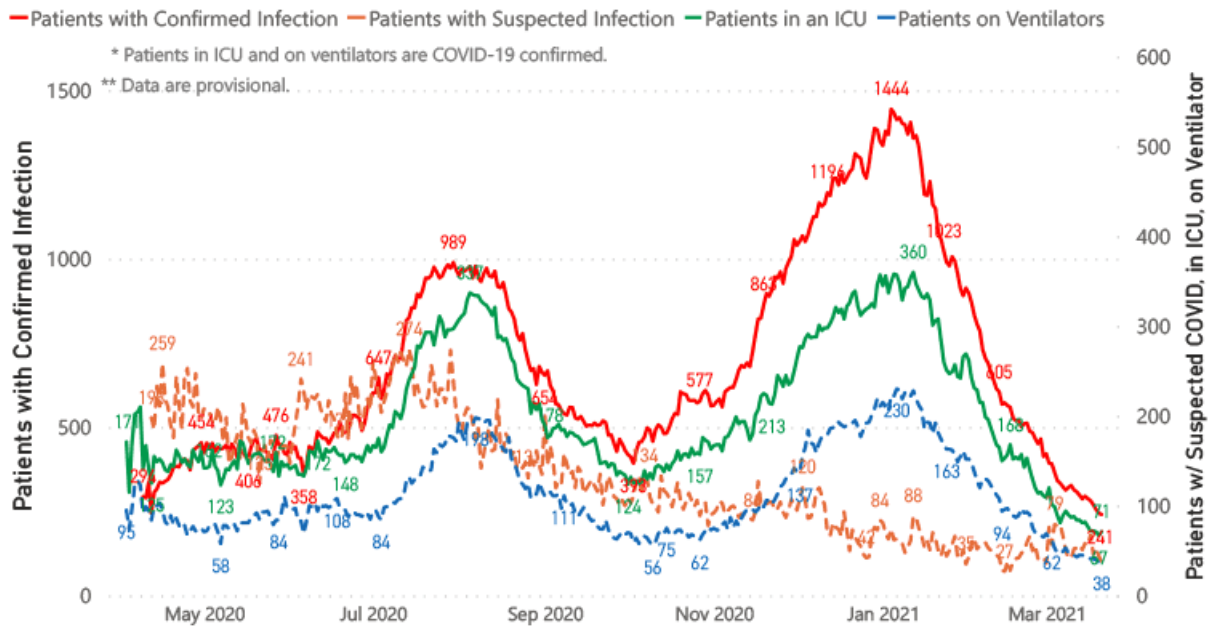
COVID-19 Hospitalizations Reported by MS Hospitals, 3/5/21 - 3/25/21 *,**



Hospitalization and ICU Use to Date

Updated weekly

COVID-19 Hospitalizations Trends, Reported by MS Hospitals as of 3/21/21 *,**



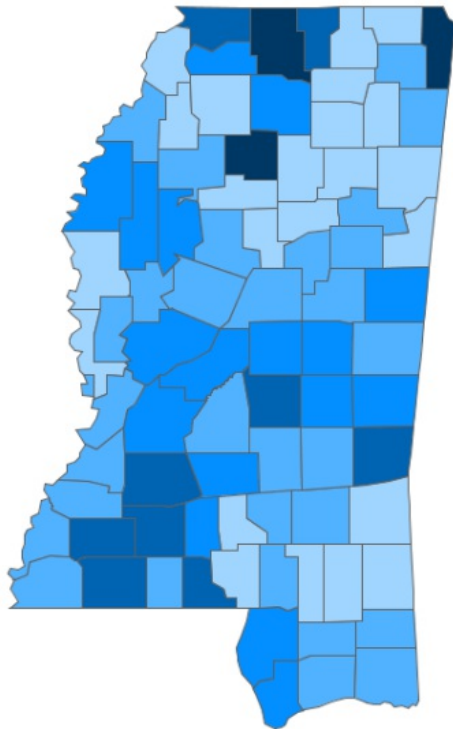
Daily Case Maps

▶ [View all interactive maps](#)

Recent COVID-19 Activity

The chart below shows counties according to COVID-19 incidence (cases by population) over the last 7 days. Also see [weekly county incidence tables](#)

Mississippi COVID-19 Cases Incidence Rate * as of March 25, 2021



● <5.0 ● 5.0 to 10.0 ● 10.0 to 15.0 ● 15.0 to 20.0 ● >20.0

* Based on average daily new cases of past 7 days per 100,000 population.

Mississippi

7 Day Average
New Cases

270.6

7 Day Average
Incidence Rate *

8.7

Cumulative Cases

304,214

2019 Estimated Population

2,976,148

County	Incidence Rate	New Cases (7-Day Avg)	2019 Est. Population
Issaquena	0.0	0.0	1,327
Tippah	0.6	0.1	22,015
Alcorn	0.8	0.3	36,953
Washington	1.3	0.6	43,909
Montgomery	1.5	0.1	9,775
Webster	1.5	0.1	9,689
Forrest	1.9	1.4	74,896
Lowndes	2.0	1.1	58,595
Greene	2.1	0.3	13,586
Union	2.5	0.7	28,815

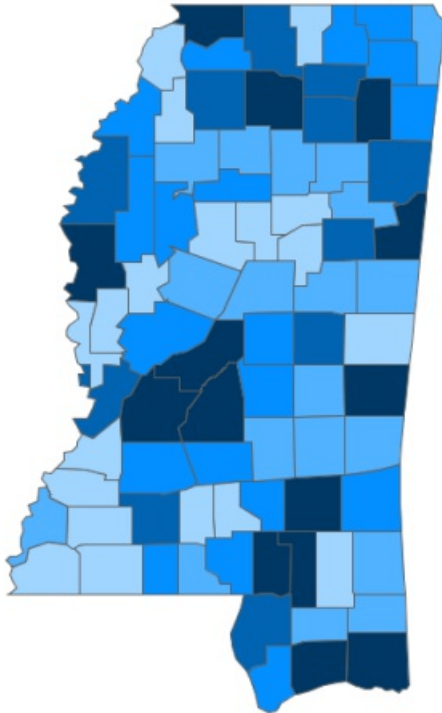
Cumulative COVID-19 Cases

Total cases and deaths by county since the start of the pandemic. Also see [weekly estimate of recoveries](#)

Mississippi COVID-19
Cases and Deaths by Race with Ethnicity
as of 3 pm CT, March 25, 2021

Mississippi

Total Cases
304,210



● 1 to 1250 ● 1251 to 2500 ● 2501 to 3750 ● 3751 to 5000 ● >5000

	American Indian or Alaska Native	Asian	Black	White	Other	Unknown
Non Hispanic	1,229	1,134	82,218	117,352	3,013	2,545
Hispanic	59	35	423	1,950	3,517	699
Unknown Ethnicity	1,013	342	17,675	27,005	7,274	36,727

Total Deaths
6,998

	American Indian or Alaska Native	Asian	Black	White	Other	Unknown
Non Hispanic	91	12	2,383	3,219	41	17
Hispanic	1	1	7	30	20	2
Unknown Ethnicity	25	7	358	559	67	158

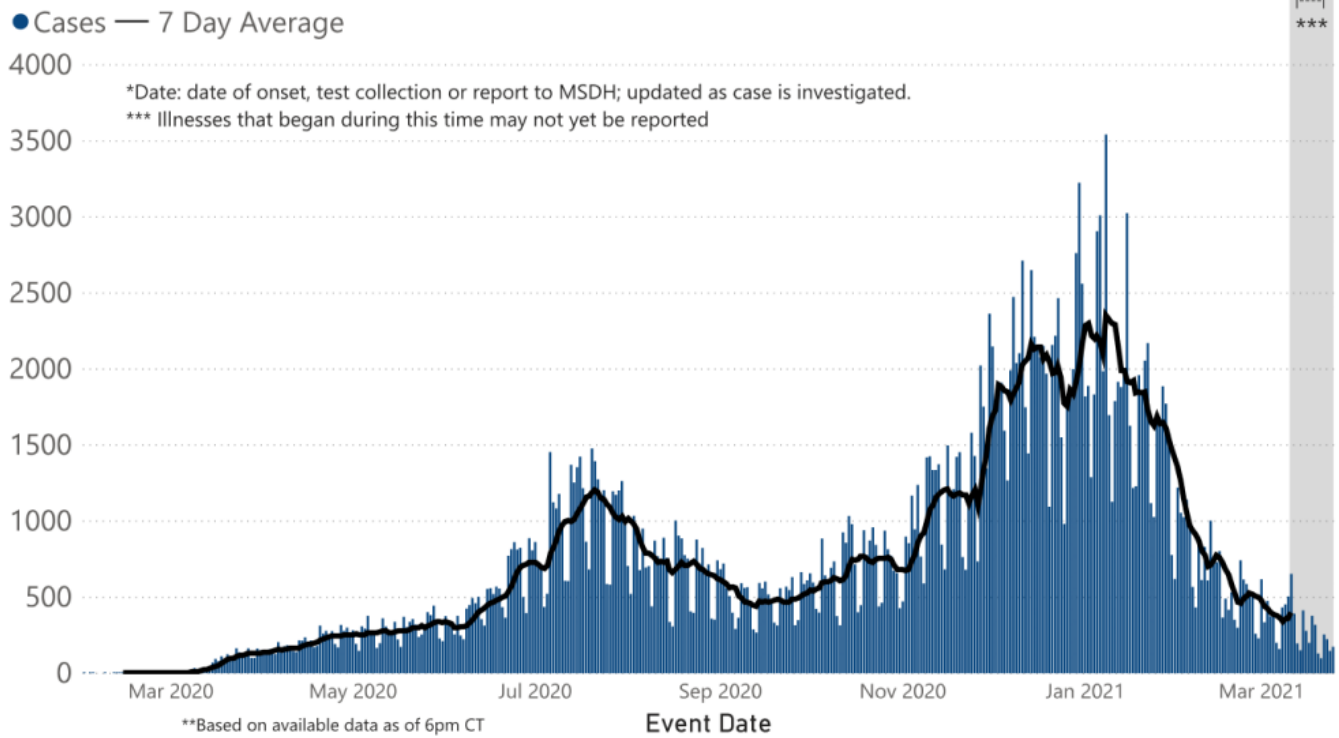
Daily Statewide Data Charts

Our state case map and other data charts are also available in interactive form.

▶ [View interactive epidemiological and surveillance charts](#)

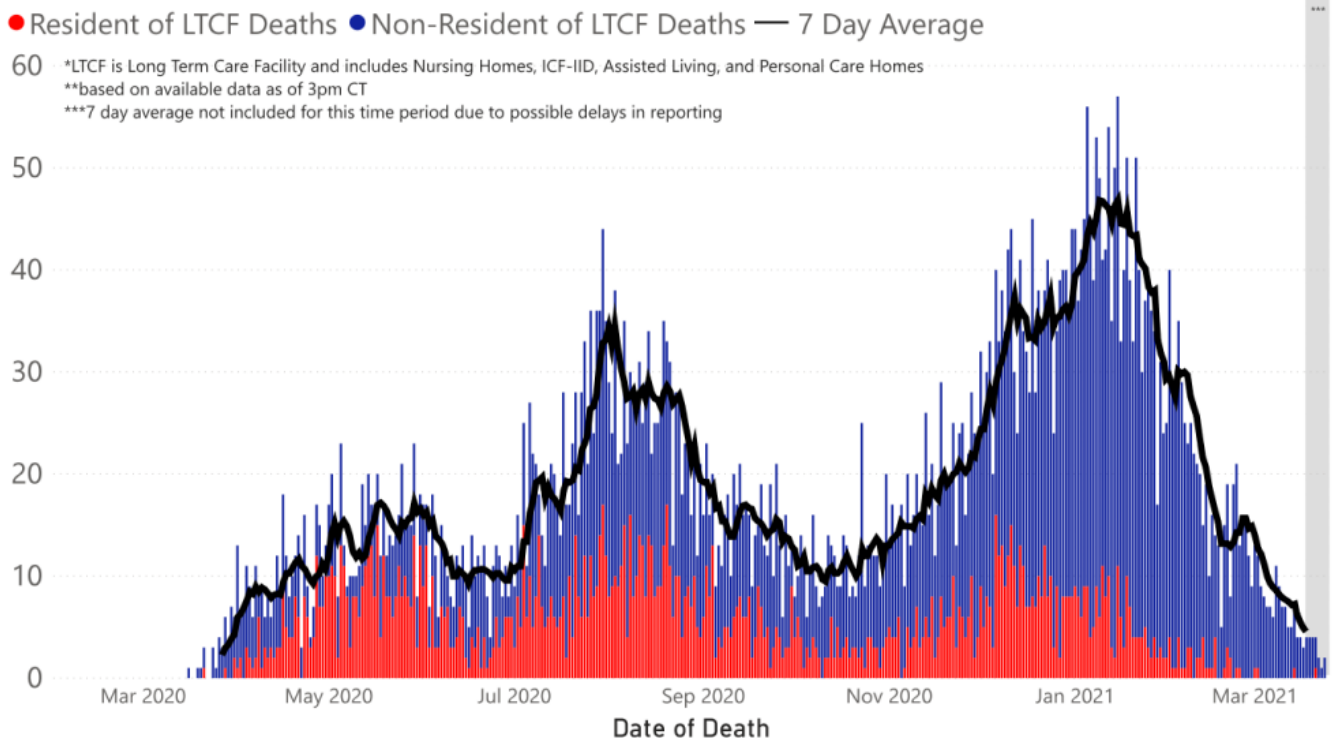
The charts below are based on available data at the time of publication. Charts do **not** include cases where insufficient details of the case are known.

COVID-19 Cases by Date* through March 25, 2021**, Mississippi



Note: Values up to two weeks in the past on the chart of Cases by Date above can change as we update it with new information from disease investigation.

COVID-19 LTCF* and Non-LTCF Deaths by Date of Death through March 25, 2021**, Mississippi



Weekly Statewide Data Charts

Includes:

- Cases, deaths and hospitalizations, analyzed by age, race/ethnicity, gender and other factors

- MIS-C cases and deaths
- Counties with high COVID-19 cases and incidence
- Syndromic surveillance

▶ [All weekly charts](#)

Estimated Recoveries

Presumed COVID-19 cases recovered, estimated weekly (does not include cases still under investigation).

COVID-19 Presumed Recovered Cases through March 22, 2021, Mississippi

290,537
Presumed Recovered*

*Reflects Provisional Estimates. Presumed Recovered if:

- 1) It has been 14 days or more since the case tested positive, if they were not hospitalized
- 2) It has been 21 days or more since the case tested positive, if they were hospitalized or hospitalization was unknown.

All deaths excluded. Presumed recovered counts will be updated weekly.

U.S. and World Cases

- ▶ [COVID-19 cases in the United States \(CDC\)](#)
- ▶ [U.S. COVID-19 Tracker \(CDC\)](#)
- ▶ [COVID-19 Global Case Map \(Johns Hopkins University\)](#)

COVID-19 Testing

Statewide Combined Testing as of March 21

COVID-19 testing providers around the state include commercial laboratories, hospital labs and the MSDH Public Health Laboratory results from all these sources are combined in the table below. (Updated weekly)

PCR testing detects current, active COVID-19 infection in an individual.

Antibody (serology) testing identifies individuals with past COVID-19 infection based on antibodies they develop one to

three weeks after infection.

Antigen testing is another way to identify current COVID-19 infection.

PCR tests	1,701,820
Serology (antibody) tests	86,198
Antigen tests	797,221
Total tests	2,585,239

▶ [Getting tested for COVID-19](#)

Prevention and Guidance for Individuals and the Community

▶ [Preventive steps to take, recommendations, guidance and general information on COVID-19](#)

Get COVID-19 e-mail updates daily with our free newsletter:



Last reviewed on Mar 5,
2020

[error on this](#)

[email page](#)

[print](#)

Related resources

- ▶ [Free COVID-19 Testing and Local Testing Providers](#)
- ▶ [COVID-19 Guidance and Prevention for Individuals and the Community](#)
Updated March 11, 2021

More topics

- ▶ [\[Espanol, Tieng Viet, ASL \]](#)
- ▶ [County Data](#)
- ▶ [Diagnostic Testing EUA](#)
- ▶ [Handouts and Posters](#)
- ▶ [Healthcare Professionals](#)
- ▶ [Interactive Maps and Charts](#)
- ▶ [Prevention and Safety Guidance](#)
- ▶ [School Cases and Outbreaks](#)
- ▶ [Statewide COVID-19 Data](#)
- ▶ [Testing for COVID-19](#)
- ▶ [Vaccination Against COVID-19](#)

Free COVID-19 Rapid Testing

Free drive-through testing open to the public
No symptoms required for college students and others

[Check our weekly schedule of free testing locations statewide](#)

[FULL INFORMATION](#)

AGENCY

[About Us](#)

[Administration](#)

[Board of Health](#)

[County Offices](#)

[Institutional Review](#)

[Jobs](#)

[Locations](#)

[Public Health Laboratory](#)

[RFPs/Grants](#)

[More »](#)

[Intranet](#)

[OHIT+ER Service Center](#)

[Webmail](#)

INFORMATION

[Apps](#)

[Calendar of Events](#)

[Contact Us](#)

[Meetings](#)

[Health Resources](#)

[Hotlines](#)

[Locations](#)

[News](#)

[Newsletter](#)

[Phone Numbers](#)

[Español](#)

I NEED A ...

[Birth Certificate](#)

[Certificate of Need](#)

[Children's Health Insurance](#)

[Complaint Form](#)

[Criminal History Check](#)

[Death Certificate](#)

[Divorce Record](#)

[Food Permit](#)

[Immunization Record](#)

[J-1 Visa](#)

[License Verification](#)

[Marriage Record](#)

[Professional License](#)

[Public Records Request](#)
[Wastewater Application](#)

PUBLICATIONS

[Annual Report](#)
[CON Weekly Reports](#)
[Health Facilities Directory](#)
[Mississippi Morbidity Reports](#)
[Public Health Report](#)
[State Health Plan](#)
[Strategic Plan](#)

[More »](#)

Mississippi State Department of Health • 570 East Woodrow Wilson Dr • Jackson, MS 39216 • 866-HLTHY4U • [Contact and information](#)

