

Menu



Coronavirus Disease 2019 (COVID-19)

Updated April 1, 2021

Mississippi COVID-19 Hotline (7 days a week, 7 a.m.–7 p.m.): **877-978-6453**

New: Guidelines for faith and worship gatherings. Safe practices for indoor congregations. [Read now »](#)

General Information

- ▶ [COVID-19 vaccinations and Mississippi vaccination report](#)
- ▶ [COVID-19 overview, questions and answers, and other resources](#)
- ▶ [COVID-19 and You: Video Q & A with State Health Officer Dr. Thomas Dobbs](#)
- ▶ [ASL, Spanish and Vietnamese materials](#)

Healthcare Professionals

Guidance and more →

- ▶ [Healthcare guidance](#)
- ▶ [Electronic reporting](#)
- ▶ [Vaccine providers](#)
- ▶ [Specimens](#)

- ▶ [Lab dropoff](#)
- ▶ [Facilities guidance](#)
- ▶ [MS-HAN Alerts](#)

[ALL HEALTHCARE](#)

Current Cases and Statistics

County and state data →

- ▶ [Today's update](#)
- ▶ [State data and reports](#)
- ▶ [County data](#)
- ▶ [Charts and maps](#)
- ▶ [Hospitalizations](#)
- ▶ [Lab testing](#)
- ▶ [Recoveries](#)

[ALL STATISTICS](#)

Prevention, Testing and Guidance

Personal and community →

- ▶ [Vaccinations](#)
- ▶ [Getting tested](#)
- ▶ [Personal protection](#)
- ▶ [Gatherings and events](#)
- ▶ [Business and community](#)
- ▶ [School guidelines](#)
- ▶ [State agencies](#)

[ALL GUIDANCE](#)

COVID-19 in Mississippi

New Cases and Deaths as of March 31

NEW CASES

271

New COVID-19 positive test results reported to MSDH as of 3 p.m. yesterday.

TOTAL MISSISSIPPI CASES

305,417

▶ [Totals by county](#)

NEW DEATHS

16

New COVID-19 related deaths reported to MSDH as of 3 p.m. yesterday.

Two deaths occurred between March 20 and March 30 in the counties below:

▶ [County list](#)

Fourteen deaths occurred between June 7,2020 and March 20, identified from death certificate reports.

▶ [County list](#)

TOTAL MISSISSIPPI DEATHS

7,048

▶ [Totals by county](#)

LTC OUTBREAKS

15

Current outbreaks in long-term care (LTC) facilities only. (See [LTC facility outbreak definition.](#))

▶ [Cases by county](#)

About our case counts: We currently update our case totals each day based on test results from the previous day. Outside laboratories also report positive test results to us, which are included in our totals. Multiple positive tests for the same individual are counted only once. County case numbers and deaths may change as investigation finds new or additional information.

Statewide COVID-19 Data and Reports

▶ [K-12 School Reports](#)

Weekly COVID-19 cases, outbreaks and exposure reported by Mississippi schools

▶ [Long-Term Care Facility and Residential Care Facility COVID-19 Reports](#)

Data reported directly to MSDH by the facility; cases and deaths in these reports may not yet be included in our totals of lab-reported cases.

▶ [Ongoing Outbreaks in Nursing Homes](#)

A wide variety of data from the Centers for Medicare and Medicaid (CMS)

▶ [Deaths from COVID-19 and Other Causes](#) PDF

Provisional counts by week of deaths from COVID-19, pneumonia/influenza, and heart disease

▶ [Laboratory Testing](#)

Number and type of COVID-19 tests performed

▶ [Mississippi COVID-19 Vaccination Report](#) PDF

Vaccinations distributed and administered as reported to MSDH by vaccination providers

▶ [Statewide data charts](#)

County COVID-19 Data

Variant Strains

▶ [COVID-19 cases by variant type](#) PDF

cases by county, updated weekly

Race and Ethnicity

▶ [Total COVID-19 cases and deaths by county, race and ethnicity](#) PDF

Current and past data tables, updated daily

Data Snapshots for Individual Counties

▶ [Weekly COVID-19 snapshots for each Mississippi county](#)

High Cases and Incidence

▶ [Map of Mississippi counties by 7-day incidence](#)

▶ [Table of counties ranked by weekly cases and incidence](#)

Cumulative Cases and Deaths by County

Totals of all reported COVID-19 cases, including those in long-term care (LTC) facilities.

The numbers in this table are provisional. County case numbers and deaths may change as investigation finds new or additional information. The data provided below is the most current available.

County	Total Cases	Total Deaths	Total LTC Facility Cases	Total LTC Facility Deaths
Adams	2429	82	83	16
Alcorn	2958	63	130	20
Amite	1183	39	55	9
Attala	2128	73	175	36
Benton	965	25	46	10
Total	305,417	7,048	10,438	1,972

County	Total Cases	Total Deaths	Total LTC Facility Cases	Total LTC Facility Deaths
Bolivar	4760	128	232	31
Calhoun	1624	30	36	6
Carroll	1205	26	51	10
Chickasaw	2034	57	60	15
Choctaw	723	16	1	0
Claiborne	1011	30	45	9
Clarke	1756	75	123	31
Clay	1818	54	38	5
Coahoma	2884	76	129	12
Copiah	2908	62	83	11
Covington	2533	80	136	39
De Soto	20555	248	113	24
Forrest	7489	145	226	51
Franklin	807	23	40	4
George	2368	46	59	7
Greene	1293	33	52	6
Grenada	2529	80	155	32
Hancock	3682	84	69	14
Harrison	17382	299	485	68
Hinds	19700	404	805	131
Holmes	1853	71	104	20
Humphreys	941	32	34	9
Issaquena	168	6	0	0
Itawamba	2952	76	134	23
Jackson	13037	242	240	35
Jasper	2192	47	43	2
Jefferson	644	28	41	7
Jefferson Davis	1042	32	9	1
Jones	8250	159	219	42
Kemper	945	25	44	9
Lafayette	5951	116	187	55
Lamar	6058	84	54	13
Total	305,417	7,048	10,438	1,972

County	Total Cases	Total Deaths	Total LTC Facility Cases	Total LTC Facility Deaths
Lauderdale	7080	236	444	100
Lawrence	1255	23	27	2
Leake	2597	73	88	15
Lee	9813	169	222	41
Leflore	3461	124	236	52
Lincoln	3853	107	197	40
Lowndes	6229	144	257	63
Madison	9826	208	368	69
Marion	2643	79	158	24
Marshall	4234	99	64	15
Monroe	4049	131	190	55
Montgomery	1250	41	54	9
Neshoba	3957	175	203	59
Newton	2429	58	87	15
Noxubee	1252	31	35	6
Oktibbeha	4524	97	222	36
Panola	4419	103	104	15
Pearl River	4385	138	188	37
Perry	1246	38	21	8
Pike	3146	101	135	35
Pontotoc	4152	72	86	12
Prentiss	2743	59	99	15
Quitman	785	16	0	0
Rankin	13229	274	392	61
Scott	3073	72	115	18
Sharkey	494	17	43	8
Simpson	2860	84	157	20
Smith	1574	34	66	8
Stone	1774	30	85	14
Sunflower	3272	89	122	20
Tallahatchie	1743	40	50	7
Tate	3201	81	80	19
Tippah	2835	68	119	13
Total	305,417	7,048	10,438	1,972

County	Total Cases	Total Deaths	Total LTC Facility Cases	Total LTC Facility Deaths
Tishomingo	2212	67	102	27
Tunica	1021	25	18	2
Union	4008	74	131	23
Walthall	1295	43	69	13
Warren	4252	117	170	37
Washington	5264	132	191	39
Wayne	2608	41	69	11
Webster	1133	32	61	12
Wilkinson	638	27	25	5
Winston	2255	80	130	39
Yalobusha	1563	36	82	22
Yazoo	3028	67	140	18
Total	305,417	7,048	10,438	1,972

Case Classifications

Mississippi investigates and reports both probable and confirmed cases and deaths according to the [CSTE case definition](#).

	Confirmed	Probable	Total
Cases	187,464	117,953	305,417
Deaths	4,882	2,166	7,048

Confirmed cases and deaths are generally determined by positive PCR tests, which detect the presence of ongoing coronavirus infection.

Probable cases are those who test positive by other testing methods such as antibody or antigen, and have recent symptoms consistent with COVID-19, indicating a recent infection.

Probable deaths are those individuals with a designation of COVID-19 as a cause of death on the death certificate, but where no confirmatory testing was performed.

Mississippi COVID-19 Data Charts and Maps

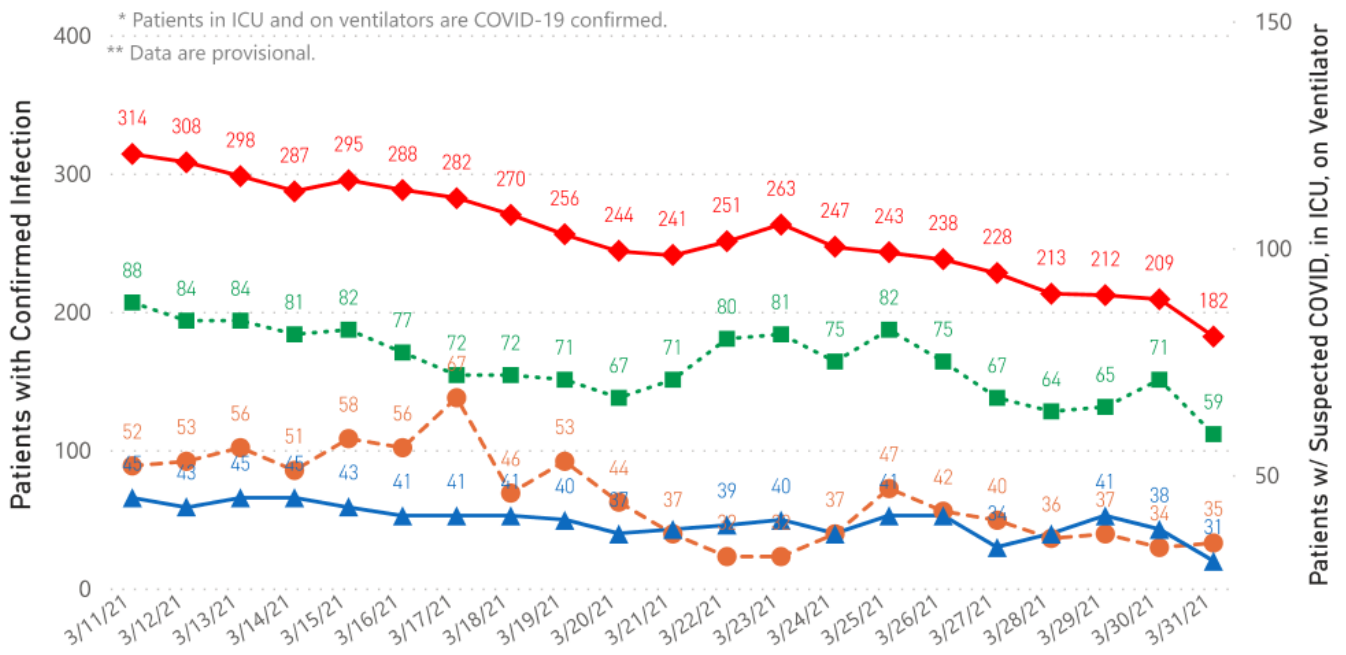
All data reports below are updated as they become available.

Hospitalizations and Bed Availability

► [View interactive hospitalization charts](#)

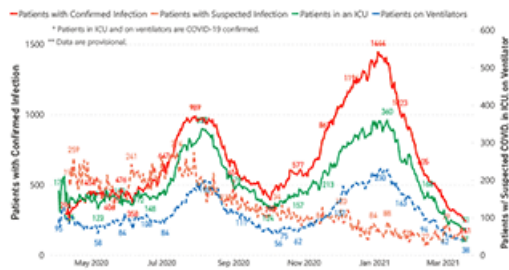
COVID-19 Hospitalizations Reported by MS Hospitals, 3/11/21-3/31/21 *,**

◆ Patients with Confirmed Infection ● Patients with Suspected Infection ■ Patients in an ICU ▲ Patients on Ventilators



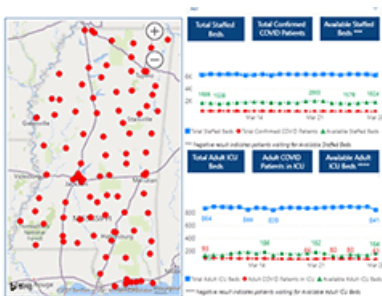
Hospitalization Trend to Date

Updated weekly



Hospital Bed Availability

Updated daily (interactive)



Daily Case Maps

▶ [View all interactive maps](#)

Recent COVID-19 Activity

The chart below shows counties according to COVID-19 incidence (cases by population) over the last 7 days. Also see [weekly county incidence tables](#)

Mississippi COVID-19 Cases Incidence Rate * as of March 31, 2021

Mississippi

7 Day Average
New Cases

210.7

7 Day Average
Incidence Rate *

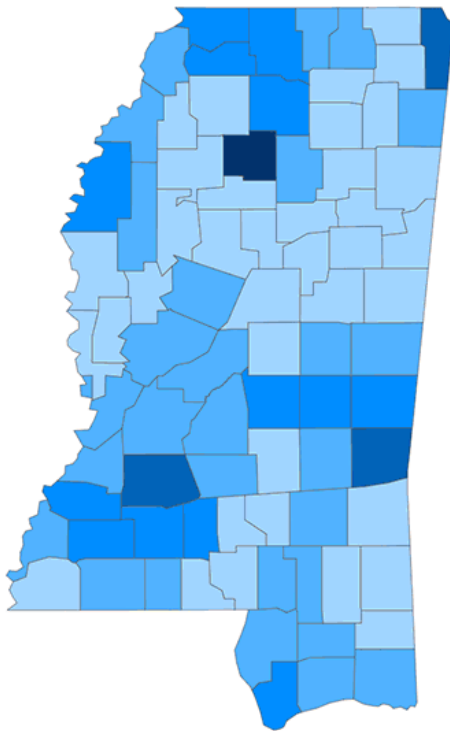
6.5

Cumulative Cases

305,417

2019 Estimated Population

2,976,149



● <5.0 ● 5.0 to 10.0 ● 10.0 to 15.0 ● 15.0 to 20.0 ● >20.0

* Based on average daily new cases of past 7 days per 100,000 population.

County	Incidence Rate	New Cases (7-Day Avg)	2019 Est. Population
Yalobusha	27.1	3.3	12,108
Tishomingo	19.9	3.9	19,383
Copiah	18.8	5.3	28,065
Clarke	16.5	2.6	15,541
Newton	14.3	3.0	21,018
Lafayette	13.8	7.4	54,019
Lauderdale	13.1	9.7	74,125
Bolivar	13.1	4.0	30,628
DeSoto	12.8	23.7	184,945
Lawrence	12.5	1.6	12,586

Cumulative COVID-19 Cases

Total cases and deaths by county since the start of the pandemic. Also see [weekly estimate of recoveries](#)

Mississippi COVID-19
Cases and Deaths by Race with Ethnicity
as of 3 pm CT, March 31, 2021

Mississippi

Total Cases
305,417



● 1 to 1250 ● 1251 to 2500 ● 2501 to 3750 ● 3751 to 5000 ● >5000

	American Indian or Alaska Native	Asian	Black	White	Other	Unknown
Non Hispanic	1,230	1,157	82,573	117,895	3,032	2,563
Hispanic	59	35	425	1,962	3,540	700
Unknown Ethnicity	1,013	342	17,695	27,052	7,331	36,813

Total Deaths
7,048

	American Indian or Alaska Native	Asian	Black	White	Other	Unknown
Non Hispanic	91	12	2,405	3,237	42	18
Hispanic	1	1	8	31	20	2
Unknown Ethnicity	25	7	360	561	67	160

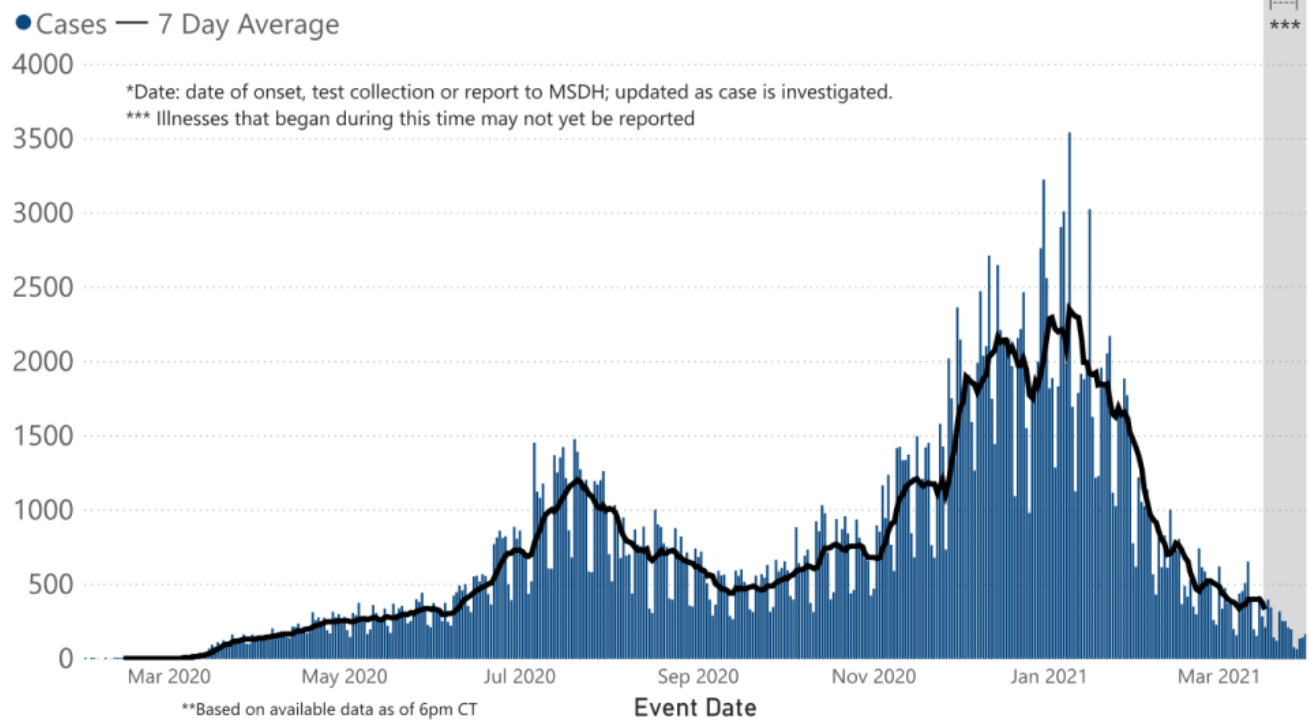
Daily Statewide Data Charts

Our state case map and other data charts are also available in interactive form.

▶ [View interactive epidemiological and surveillance charts](#)

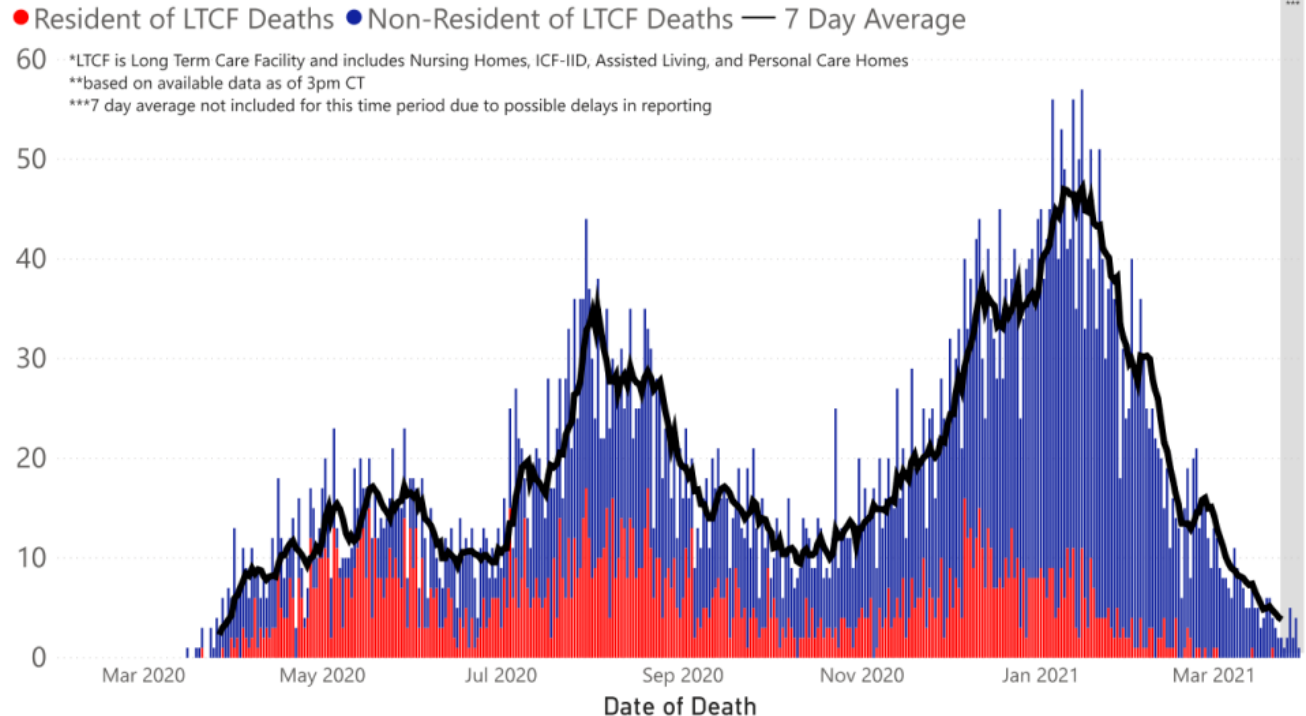
The charts below are based on available data at the time of publication. Charts do **not** include cases where insufficient details of the case are known.

COVID-19 Cases by Date* through March 31, 2021**, Mississippi



Note: Values up to two weeks in the past on the chart of Cases by Date above can change as we update it with new information from disease investigation.

COVID-19 LTCF* and Non-LTCF Deaths by Date of Death through March 31, 2021**, Mississippi



Weekly Statewide Data Charts

Includes:

- Cases, deaths and hospitalizations, analyzed by age, race/ethnicity, gender and other factors

- MIS-C cases and deaths
- Counties with high COVID-19 cases and incidence
- Syndromic surveillance

▶ [All weekly charts](#)

Estimated Recoveries

Presumed COVID-19 cases recovered, estimated weekly (does not include cases still under investigation).

COVID-19 Presumed Recovered Cases through March 29, 2021, Mississippi

292,872
Presumed Recovered*

*Reflects Provisional Estimates. Presumed Recovered if:

- 1) It has been 14 days or more since the case tested positive, if they were not hospitalized
- 2) It has been 21 days or more since the case tested positive, if they were hospitalized or hospitalization was unknown.

All deaths excluded. Presumed recovered counts will be updated weekly.

U.S. and World Cases

- ▶ [COVID-19 cases in the United States \(CDC\)](#)
- ▶ [U.S. COVID-19 Tracker \(CDC\)](#)
- ▶ [COVID-19 Global Case Map \(Johns Hopkins University\)](#)

COVID-19 Testing

Statewide Combined Testing as of March 28

COVID-19 testing providers around the state include commercial laboratories, hospital labs and the MSDH Public Health Laboratory results from all these sources are combined in the table below. (Updated weekly)

PCR testing detects current, active COVID-19 infection in an individual.

Antibody (serology) testing identifies individuals with past COVID-19 infection based on antibodies they develop one to

three weeks after infection.

Antigen testing is another way to identify current COVID-19 infection.

PCR tests	1,714,781
Serology (antibody) tests	87,245
Antigen tests	808,255
Total tests	2,610,281

▶ [Getting tested for COVID-19](#)

Prevention and Guidance for Individuals and the Community

▶ [Preventive steps to take, recommendations, guidance and general information on COVID-19](#)

Get COVID-19 e-mail updates daily with our free newsletter:



Last reviewed on Mar 5,
2020

[error on this](#)

[email page](#)

[print](#)

Related resources

- ▶ [Free COVID-19 Testing and Local Testing Providers](#)
- ▶ [COVID-19 Guidance and Prevention for Individuals and the Community](#)
Updated April 1, 2021

More topics

- ▶ [\[Espanol, Tieng Viet, ASL \]](#)
- ▶ [County Data](#)
- ▶ [Diagnostic Testing EUA](#)
- ▶ [Handouts and Posters](#)
- ▶ [Healthcare Professionals](#)
- ▶ [Interactive Maps and Charts](#)
- ▶ [Prevention and Safety Guidance](#)
- ▶ [School Cases and Outbreaks](#)
- ▶ [Statewide COVID-19 Data](#)
- ▶ [Testing for COVID-19](#)
- ▶ [Vaccination Against COVID-19](#)

Free COVID-19 Rapid Testing

Free drive-through testing open to the public
No symptoms required for college students and others

[Check our weekly schedule of free testing locations statewide](#)

[FULL INFORMATION](#)

AGENCY

[About Us](#)

[Administration](#)

[Board of Health](#)

[County Offices](#)

[Institutional Review](#)

[Jobs](#)

[Locations](#)

[Public Health Laboratory](#)

[RFPs/Grants](#)

[More »](#)

[Intranet](#)

[OHIT+ER Service Center](#)

[Webmail](#)

INFORMATION

[Apps](#)

[Calendar of Events](#)

[Contact Us](#)

[Meetings](#)

[Health Resources](#)

[Hotlines](#)

[Locations](#)

[News](#)

[Newsletter](#)

[Phone Numbers](#)

[Español](#)

I NEED A ...

[Birth Certificate](#)

[Certificate of Need](#)

[Children's Health Insurance](#)

[Complaint Form](#)

[Criminal History Check](#)

[Death Certificate](#)

[Divorce Record](#)

[Food Permit](#)

[Immunization Record](#)

[J-1 Visa](#)

[License Verification](#)

[Marriage Record](#)

[Professional License](#)

[Public Records Request](#)
[Wastewater Application](#)

PUBLICATIONS

[Annual Report](#)
[CON Weekly Reports](#)
[Health Facilities Directory](#)
[Mississippi Morbidity Reports](#)
[Public Health Report](#)
[State Health Plan](#)
[Strategic Plan](#)
[More »](#)

Mississippi State Department of Health • 570 East Woodrow Wilson Dr • Jackson, MS 39216 • 866-HLTHY4U • [Contact and information](#)

