

Menu



## Coronavirus Disease 2019 (COVID-19)

*Updated April 4, 2021*

Mississippi COVID-19 Hotline (7 days a week, 7 a.m.–7 p.m.): **877-978-6453**

**Guidelines for faith and worship gatherings.** Safe practices for indoor congregations. [Read now »](#)

---

## General Information

- ▶ [COVID-19 vaccinations and Mississippi vaccination report](#)
- ▶ [COVID-19 overview, questions and answers, and other resources](#)
- ▶ [COVID-19 and You: Video Q & A with State Health Officer Dr. Thomas Dobbs](#)
- ▶ [ASL, Spanish and Vietnamese materials](#)

## Healthcare Professionals

Guidance and more →

- ▶ [Healthcare guidance](#)
- ▶ [Electronic reporting](#)
- ▶ [Vaccine providers](#)
- ▶ [Specimens](#)

- ▶ [Lab dropoff](#)
- ▶ [Facilities guidance](#)
- ▶ [MS-HAN Alerts](#)

---

## [ALL HEALTHCARE](#)

### Current Cases and Statistics

County and state data →

- ▶ [Today's update](#)
- ▶ [State data and reports](#)
- ▶ [County data](#)
- ▶ [Charts and maps](#)
- ▶ [Hospitalizations](#)
- ▶ [Lab testing](#)
- ▶ [Recoveries](#)

---

## [ALL STATISTICS](#)

### Prevention, Testing and Guidance

Personal and community →

- ▶ [Vaccinations](#)
- ▶ [Getting tested](#)
- ▶ [Personal protection](#)
- ▶ [Gatherings and events](#)
- ▶ [Business and community](#)
- ▶ [School guidelines](#)
- ▶ [State agencies](#)

---

## [ALL GUIDANCE](#)

---

## COVID-19 in Mississippi

### New Cases and Deaths as of April 3

---

#### NEW CASES

97

New COVID-19 positive test results reported to MSDH as of 3 p.m. yesterday.

---

**TOTAL MISSISSIPPI CASES**

---

**306,088**

▶ [Totals by county](#)

---

**NEW DEATHS**

---

**0**

New COVID-19 related deaths reported to MSDH as of 3 p.m. yesterday.

---

**TOTAL MISSISSIPPI DEATHS**

---

**7,055**

▶ [Totals by county](#)

---

**LTC OUTBREAKS**

---

**15**

Current outbreaks in long-term care (LTC) facilities only. (See [LTC facility outbreak definition](#).)

▶ [Cases by county](#)

**About our case counts:** We currently update our case totals each day based on test results from the previous day. Outside laboratories also report positive test results to us, which are included in our totals. Multiple positive tests for the same individual are counted only once. County case numbers and deaths may change as investigation finds new or additional information.

## Statewide COVID-19 Data and Reports

- ▶ [K-12 School Reports](#)  
Weekly COVID-19 cases, outbreaks and exposure reported by Mississippi schools
- ▶ [Long-Term Care Facility and Residential Care Facility COVID-19 Reports](#)  
Data reported directly to MSDH by the facility; cases and deaths in these reports may not yet be included in our totals of lab-reported cases.
- ▶ [Ongoing Outbreaks in Nursing Homes](#)  
A wide variety of data from the Centers for Medicare and Medicaid (CMS)
- ▶ [Deaths from COVID-19 and Other Causes](#) PDF  
Provisional counts by week of deaths from COVID-19, pneumonia/influenza, and heart disease
- ▶ [Laboratory Testing](#)  
Number and type of COVID-19 tests performed

▶ [Mississippi COVID-19 Vaccination Report](#) PDF

Vaccinations distributed and administered as reported to MSDH by vaccination providers

▶ [Statewide data charts](#)

## County COVID-19 Data

### Variant Strains

▶ [COVID-19 cases by variant type](#) PDF

cases by county, updated weekly

### Race and Ethnicity

▶ [Total COVID-19 cases and deaths by county, race and ethnicity](#) PDF

Current and past data tables, updated daily

### Data Snapshots for Individual Counties

▶ [Weekly COVID-19 snapshots for each Mississippi county](#)

### High Cases and Incidence

▶ [Map of Mississippi counties by 7-day incidence](#)

▶ [Table of counties ranked by weekly cases and incidence](#)

### Cumulative Cases and Deaths by County

Totals of all reported COVID-19 cases, including those in long-term care (LTC) facilities.

**The numbers in this table are provisional.** County case numbers and deaths may change as investigation finds new or additional information. The data provided below is the most current available.

County	Total Cases	Total Deaths	Total LTC Facility Cases	Total LTC Facility Deaths
<a href="#">Adams</a>	2434	82	83	16
<a href="#">Alcorn</a>	2965	63	130	20
<a href="#">Amite</a>	1186	39	55	9
<a href="#">Attala</a>	2129	73	175	36
<a href="#">Benton</a>	967	25	46	10
<a href="#">Bolivar</a>	4765	128	232	31
<a href="#">Calhoun</a>	1627	30	36	6
<a href="#">Carroll</a>	1205	26	51	10
<a href="#">Chickasaw</a>	2046	57	60	15
<a href="#">Choctaw</a>	725	16	1	0
<b>Total</b>	<b>306,088</b>	<b>7,055</b>	<b>10,438</b>	<b>1,972</b>

County	Total Cases	Total Deaths	Total LTC Facility Cases	Total LTC Facility Deaths
Claiborne	1012	30	45	9
Clarke	1759	75	123	31
Clay	1821	54	38	5
Coahoma	2888	76	129	12
Copiah	2916	62	83	11
Covington	2537	80	136	39
De Soto	20628	248	113	24
Forrest	7501	145	227	51
Franklin	810	23	40	4
George	2368	46	59	7
Greene	1293	33	52	6
Grenada	2534	80	155	32
Hancock	3702	84	69	14
Harrison	17417	299	485	68
Hinds	19768	404	805	131
Holmes	1856	71	104	20
Humphreys	942	32	34	9
Issaquena	168	6	0	0
Itawamba	2958	76	134	23
Jackson	13053	242	240	35
Jasper	2195	47	43	2
Jefferson	645	28	41	7
Jefferson Davis	1045	32	9	1
Jones	8267	159	220	42
Kemper	949	25	44	9
Lafayette	5974	116	187	55
Lamar	6075	84	54	13
Lauderdale	7120	236	443	100
Lawrence	1258	23	27	2
Leake	2603	73	88	15
Lee	9827	169	222	41
Leflore	3464	124	236	52
<b>Total</b>	<b>306,088</b>	<b>7,055</b>	<b>10,438</b>	<b>1,972</b>

County	Total Cases	Total Deaths	Total LTC Facility Cases	Total LTC Facility Deaths
Lincoln	3861	107	197	40
Lowndes	6233	144	256	63
Madison	9855	209	368	69
Marion	2648	79	158	24
Marshall	4247	100	64	15
Monroe	4051	131	190	55
Montgomery	1250	41	54	9
Neshoba	3968	175	203	59
Newton	2436	58	87	15
Noxubee	1253	31	35	6
Oktibbeha	4536	97	222	36
Panola	4427	103	104	15
Pearl River	4392	139	188	37
Perry	1246	38	21	8
Pike	3152	102	135	35
Pontotoc	4157	72	86	12
Prentiss	2747	59	99	15
Quitman	785	16	0	0
Rankin	13259	274	392	61
Scott	3083	72	115	18
Sharkey	494	17	43	8
Simpson	2865	84	157	20
Smith	1575	34	66	8
Stone	1774	30	85	14
Sunflower	3281	89	122	20
Tallahatchie	1747	40	50	7
Tate	3204	81	80	19
Tippah	2837	68	119	13
Tishomingo	2216	67	102	27
Tunica	1022	25	18	2
Union	4018	74	131	23
Walthall	1296	43	69	13
Warren	4266	118	170	37
<b>Total</b>	<b>306,088</b>	<b>7,055</b>	<b>10,438</b>	<b>1,972</b>

County	Total Cases	Total Deaths	Total LTC Facility Cases	Total LTC Facility Deaths
<a href="#">Washington</a>	5264	132	191	39
<a href="#">Wayne</a>	2610	41	69	11
<a href="#">Webster</a>	1134	32	61	12
<a href="#">Wilkinson</a>	640	27	25	5
<a href="#">Winston</a>	2255	81	130	39
<a href="#">Yalobusha</a>	1571	36	82	22
<a href="#">Yazoo</a>	3031	68	140	18
<b>Total</b>	<b>306,088</b>	<b>7,055</b>	<b>10,438</b>	<b>1,972</b>

## Case Classifications

Mississippi investigates and reports both probable and confirmed cases and deaths according to the [CSTE case definition](#).

	Confirmed	Probable	Total
Cases	187,724	118,364	<b>306,088</b>
Deaths	4,886	2,169	<b>7,055</b>

Confirmed cases and deaths are generally determined by positive PCR tests, which detect the presence of ongoing coronavirus infection.

Probable cases are those who test positive by other testing methods such as antibody or antigen, and have recent symptoms consistent with COVID-19, indicating a recent infection.

Probable deaths are those individuals with a designation of COVID-19 as a cause of death on the death certificate, but where no confirmatory testing was performed.

---

## Mississippi COVID-19 Data Charts and Maps

Detailed charts of COVID-19 cases, deaths and hospitalizations will resume on Tuesday.

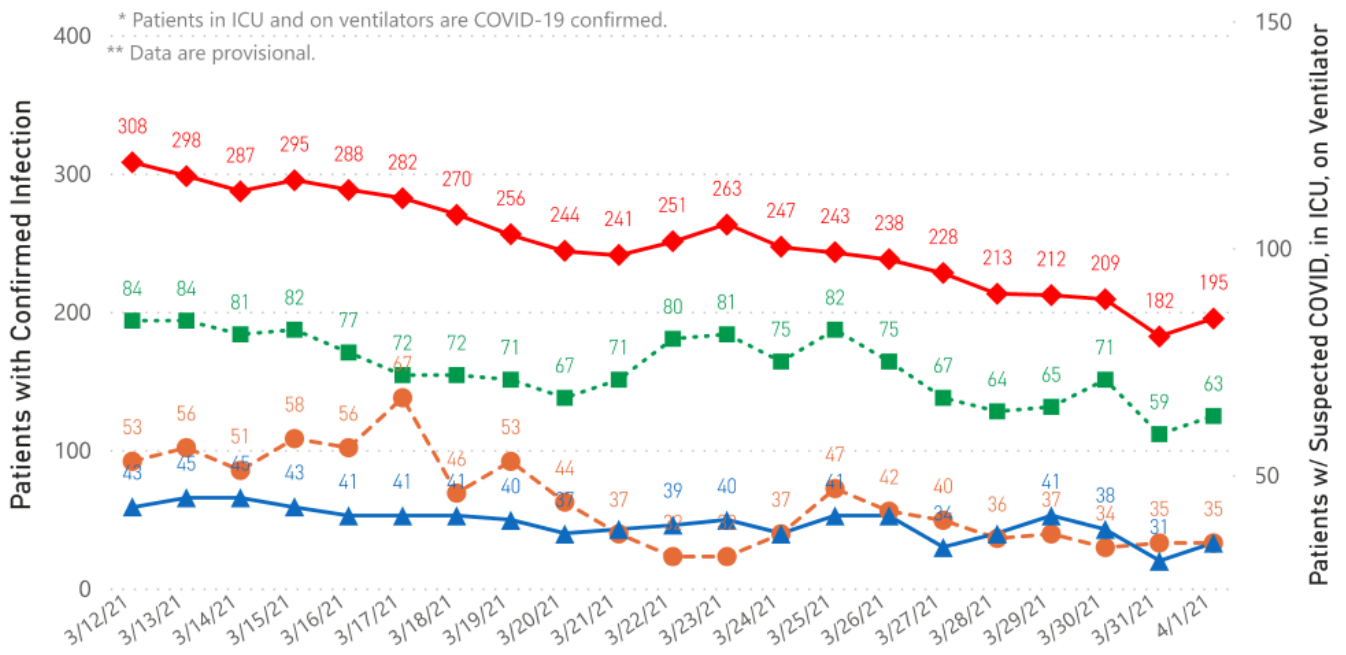
All data reports below are updated as they become available.

## Hospitalizations and Bed Availability

▶ [View interactive hospitalization charts](#)

## COVID-19 Hospitalizations Reported by MS Hospitals, 3/12/21-4/1/21 \*,\*\*

◆ Patients with Confirmed Infection ● Patients with Suspected Infection ■ Patients in an ICU ▲ Patients on Ventilators



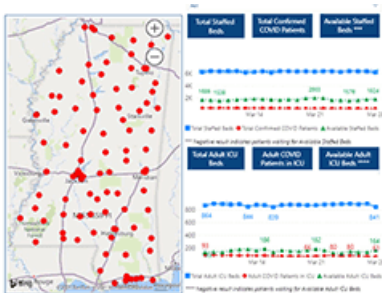
## Hospitalization Trend to Date

Updated weekly



## Hospital Bed Availability

Updated daily (interactive)



## Daily Case Maps

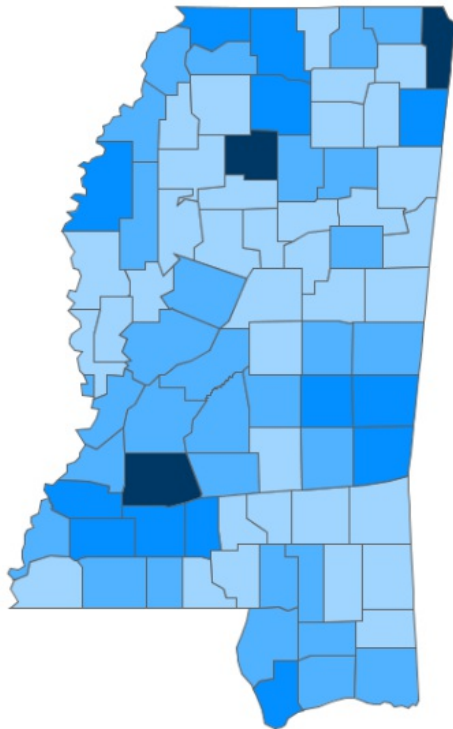
▶ [View all interactive maps](#)



## Recent COVID-19 Activity

The chart below shows counties according to COVID-19 incidence (cases by population) over the last 7 days. Also see [weekly county incidence tables](#)

### Mississippi COVID-19 Cases Incidence Rate \* as of April 1, 2021



## Mississippi

7 Day Average  
New Cases

**213.0**

7 Day Average  
Incidence Rate \*

**6.5**

Cumulative Cases

**305,701**

2019 Estimated Population

**2,976,149**

County	Incidence Rate	New Cases (7-Day Avg)	2019 Est. Population
Yalobusha	28.3	3.4	12,108
Tishomingo	21.4	4.1	19,383
Copiah	20.4	5.7	28,065
Franklin	14.8	1.1	7,713
Lafayette	14.8	8.0	54,019
Marshall	14.6	5.1	35,294
Clarke	13.8	2.1	15,541
Newton	13.6	2.9	21,018
Bolivar	13.5	4.1	30,628
DeSoto	12.7	23.4	184,945

● <5.0 ● 5.0 to 10.0 ● 10.0 to 15.0 ● >20.0

\* Based on average daily new cases of past 7 days per 100,000 population.

## Cumulative COVID-19 Cases

Total cases and deaths by county since the start of the pandemic. Also see [weekly estimate of recoveries](#)

Mississippi COVID-19  
Cases and Deaths by Race with Ethnicity  
as of 3 pm CT, April 1, 2021

# Mississippi

Total Cases  
**305,701**



● 1 to 1250 ● 1251 to 2500 ● 2501 to 3750 ● 3751 to 5000 ● >5000

	American Indian or Alaska Native	Asian	Black	White	Other	Unknown
Non Hispanic	1,230	1,160	82,661	117,997	3,034	2,565
Hispanic	59	36	425	1,965	3,546	704
Unknown Ethnicity	1,013	342	17,706	27,064	7,341	36,853

Total Deaths  
**7,051**

	American Indian or Alaska Native	Asian	Black	White	Other	Unknown
Non Hispanic	91	12	2,406	3,237	42	19
Hispanic	1	1	8	31	20	2
Unknown Ethnicity	25	7	360	561	67	161

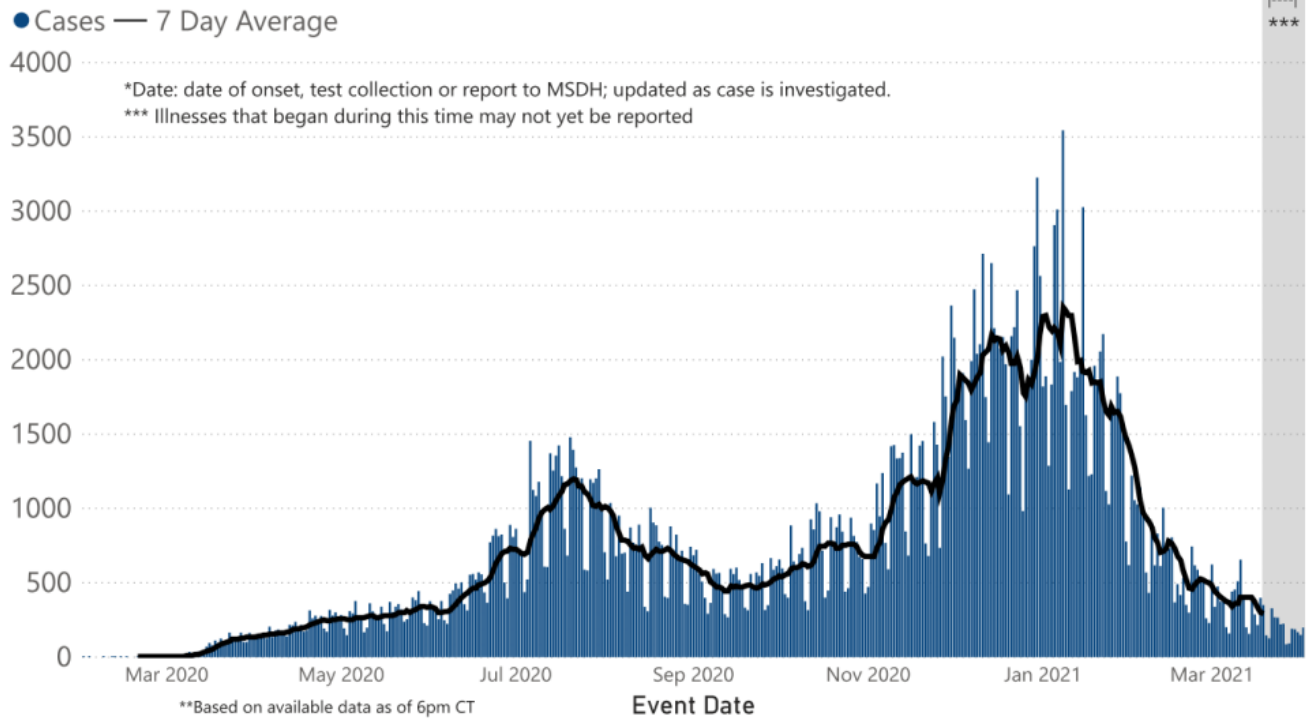
## Daily Statewide Data Charts

Our state case map and other data charts are also available in interactive form.

▶ [View interactive epidemiological and surveillance charts](#)

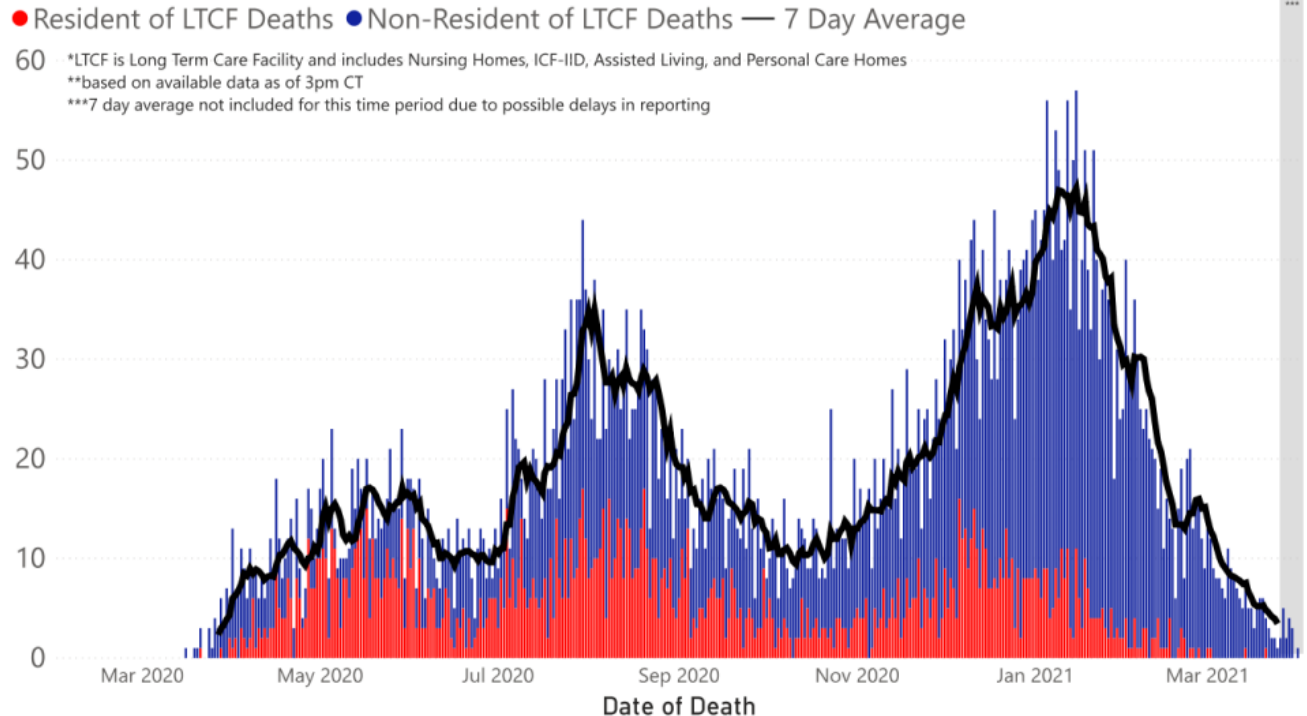
The charts below are based on available data at the time of publication. Charts do **not** include cases where insufficient details of the case are known.

## COVID-19 Cases by Date\* through April 2, 2021\*\*, Mississippi



**Note:** Values up to two weeks in the past on the chart of Cases by Date above can change as we update it with new information from disease investigation.

## COVID-19 LTCF\* and Non-LTCF Deaths by Date of Death through April 2, 2021\*\*, Mississippi



## Weekly Statewide Data Charts

Includes:

- Cases, deaths and hospitalizations, analyzed by age, race/ethnicity, gender and other factors

- MIS-C cases and deaths
- Counties with high COVID-19 cases and incidence
- Syndromic surveillance

▶ [All weekly charts](#)

## Estimated Recoveries

Presumed COVID-19 cases recovered, estimated weekly (does not include cases still under investigation).

### COVID-19 Presumed Recovered Cases through March 29, 2021, Mississippi

292,872

Presumed Recovered\*

\*Reflects Provisional Estimates. Presumed Recovered if:

- 1) It has been 14 days or more since the case tested positive, if they were not hospitalized
- 2) It has been 21 days or more since the case tested positive, if they were hospitalized or hospitalization was unknown.

All deaths excluded. Presumed recovered counts will be updated weekly.

---

## U.S. and World Cases

- ▶ [COVID-19 cases in the United States \(CDC\)](#)
- ▶ [U.S. COVID-19 Tracker \(CDC\)](#)
- ▶ [COVID-19 Global Case Map \(Johns Hopkins University\)](#)

---

## COVID-19 Testing

### Statewide Combined Testing as of March 28

COVID-19 testing providers around the state include commercial laboratories, hospital labs and the MSDH Public Health Laboratory results from all these sources are combined in the table below. (Updated weekly)

**PCR** testing detects current, active COVID-19 infection in an individual.

**Antibody** (serology) testing identifies individuals with past COVID-19 infection based on antibodies they develop one to

three weeks after infection.

**Antigen** testing is another way to identify current COVID-19 infection.

PCR tests	1,714,781
Serology (antibody) tests	87,245
Antigen tests	808,255
<b>Total tests</b>	<b>2,610,281</b>

▶ [Getting tested for COVID-19](#)

---

## Prevention and Guidance for Individuals and the Community

▶ [Preventive steps to take, recommendations, guidance and general information on COVID-19](#)

Get COVID-19 e-mail updates daily with our free newsletter:



Last reviewed on Mar 5,  
2020

[error on this](#)

[email page](#)

[print](#)

### *Related resources*

- ▶ [Free COVID-19 Testing and Local Testing Providers](#)
- ▶ [COVID-19 Guidance and Prevention for Individuals and the Community](#)  
Updated April 1, 2021

### *More topics*

- ▶ [\[ Espanol, Tieng Viet, ASL \]](#)
- ▶ [County Data](#)
- ▶ [Diagnostic Testing EUA](#)
- ▶ [Handouts and Posters](#)
- ▶ [Healthcare Professionals](#)
- ▶ [Interactive Maps and Charts](#)
- ▶ [Prevention and Safety Guidance](#)
- ▶ [School Cases and Outbreaks](#)
- ▶ [Statewide COVID-19 Data](#)
- ▶ [Testing for COVID-19](#)
- ▶ [Vaccination Against COVID-19](#)

# Free COVID-19 Rapid Testing

Free drive-through testing open to the public  
No symptoms required for college students and others

[Check our weekly schedule of free testing locations statewide](#)

[FULL INFORMATION](#)

## **AGENCY**

---

[About Us](#)

[Administration](#)

[Board of Health](#)

[County Offices](#)

[Institutional Review](#)

[Jobs](#)

[Locations](#)

[Public Health Laboratory](#)

[RFPs/Grants](#)

[More »](#)

---

[Intranet](#)

[OHIT+ER Service Center](#)

[Webmail](#)

## **INFORMATION**

---

[Apps](#)

[Calendar of Events](#)

[Contact Us](#)

[Meetings](#)

[Health Resources](#)

[Hotlines](#)

[Locations](#)

[News](#)

[Newsletter](#)

[Phone Numbers](#)

[Español](#)

## **I NEED A ...**

---

[Birth Certificate](#)

[Certificate of Need](#)

[Children's Health Insurance](#)

[Complaint Form](#)

[Criminal History Check](#)

[Death Certificate](#)

[Divorce Record](#)

[Food Permit](#)

[Immunization Record](#)

[J-1 Visa](#)

[License Verification](#)

[Marriage Record](#)

[Professional License](#)

[Public Records Request](#)  
[Wastewater Application](#)

**PUBLICATIONS**

[Annual Report](#)  
[CON Weekly Reports](#)  
[Health Facilities Directory](#)  
[Mississippi Morbidity Reports](#)  
[Public Health Report](#)  
[State Health Plan](#)  
[Strategic Plan](#)

[More »](#)

Mississippi State Department of Health • 570 East Woodrow Wilson Dr • Jackson, MS 39216 • 866-HLTHY4U • [Contact and information](#)

