



Coronavirus Disease 2019 (COVID-19)

Updated April 7, 2021

Mississippi COVID-19 Hotline (7 days a week, 7 a.m.–7 p.m.): **877-978-6453**

General Information

- ▶ [COVID-19 vaccinations and Mississippi vaccination report](#)
- ▶ [COVID-19 overview, questions and answers, and other resources](#)
- ▶ [COVID-19 and You: Video Q & A with State Health Officer Dr. Thomas Dobbs](#)
- ▶ [ASL, Spanish and Vietnamese materials](#)

Healthcare Professionals

Guidance and more →

- ▶ [Healthcare guidance](#)
- ▶ [Electronic reporting](#)
- ▶ [Vaccine providers](#)
- ▶ [Specimens](#)
- ▶ [Lab dropoff](#)
- ▶ [Facilities guidance](#)
- ▶ [MS-HAN Alerts](#)

ALL HEALTHCARE

Current Cases and Statistics

County and state data →

- ▶ [Today's update](#)
- ▶ [State data and reports](#)
- ▶ [County data](#)
- ▶ [Charts and maps](#)
- ▶ [Hospitalizations](#)
- ▶ [Lab testing](#)
- ▶ [Recoveries](#)

ALL STATISTICS

Prevention, Testing and Guidance

Personal and community →

- ▶ [Vaccinations](#)
- ▶ [Getting tested](#)
- ▶ [Personal protection](#)
- ▶ [Gatherings and events](#)
- ▶ [Business and community](#)
- ▶ [School guidelines](#)
- ▶ [State agencies](#)

ALL GUIDANCE

COVID-19 in Mississippi

New Cases and Deaths as of April 6

NEW CASES

270

New COVID-19 positive test results reported to MSDH as of 3 p.m. yesterday.

TOTAL MISSISSIPPI CASES

306,611

▶ [Totals by county](#)

NEW DEATHS

4

New COVID-19 related deaths reported to MSDH as of 3 p.m. yesterday.

Four deaths occurred between April 1 and April 6 in the counties below

▶ [County list](#)

TOTAL MISSISSIPPI DEATHS

7,077

▶ [Totals by county](#)

LTC OUTBREAKS

18

Current outbreaks in long-term care (LTC) facilities only. (See [LTC facility outbreak definition](#).)

▶ [Cases by county](#)

About our case counts: We currently update our case totals each day based on test results from the previous day. Outside laboratories also report positive test results to us, which are included in our totals. Multiple positive tests for the same individual are counted only once. County case numbers and deaths may change as investigation finds new or additional information.

Statewide COVID-19 Data and Reports

- ▶ [K-12 School Reports](#)
Weekly COVID-19 cases, outbreaks and exposure reported by Mississippi schools
- ▶ [Long-Term Care Facility and Residential Care Facility COVID-19 Reports](#)
Data reported directly to MSDH by the facility; cases and deaths in these reports may not yet be included in our totals of lab-reported cases.
- ▶ [Ongoing Outbreaks in Nursing Homes](#)
A wide variety of data from the Centers for Medicare and Medicaid (CMS)
- ▶ [Deaths from COVID-19 and Other Causes](#) PDF
Provisional counts by week of deaths from COVID-19, pneumonia/influenza, and heart disease
- ▶ [Laboratory Testing](#)

Number and type of COVID-19 tests performed

▶ [Mississippi COVID-19 Vaccination Report](#) PDF

Vaccinations distributed and administered as reported to MSDH by vaccination providers

▶ [Statewide data charts](#)

County COVID-19 Data

Variant Strains

▶ [COVID-19 cases by variant type](#) PDF

cases by county, updated weekly

Race and Ethnicity

▶ [Total COVID-19 cases and deaths by county, race and ethnicity](#) PDF

Current and past data tables, updated daily

Data Snapshots for Individual Counties

▶ [Weekly COVID-19 snapshots for each Mississippi county](#)

High Cases and Incidence

▶ [Map of Mississippi counties by 7-day incidence](#)

▶ [Table of counties ranked by weekly cases and incidence](#)

Cumulative Cases and Deaths by County

Totals of all reported COVID-19 cases, including those in long-term care (LTC) facilities.

The numbers in this table are provisional. County case numbers and deaths may change as investigation finds new or additional information.

County	Total Cases	Total Deaths	Total LTC Facility Cases	Total LTC Facility Deaths
Adams	2440	82	83	16
Alcorn	2972	63	130	20
Amite	1197	40	55	9
Attala	2130	73	175	36
Benton	970	25	46	10
Bolivar	4767	128	232	31
Calhoun	1629	30	36	6
Carroll	1205	26	51	10
Chickasaw	2047	57	60	15
Choctaw	726	16	1	0
Claiborne	1012	30	45	9
Total	306,611	7,077	10,438	1,972

County	Total Cases	Total Deaths	Total LTC Facility Cases	Total LTC Facility Deaths
Clarke	1760	75	123	31
Clay	1822	54	38	5
Coahoma	2890	77	129	12
Copiah	2922	63	83	11
Covington	2542	80	136	39
De Soto	20668	248	113	24
Forrest	7506	146	227	51
Franklin	812	23	40	4
George	2370	46	59	7
Greene	1293	33	52	6
Grenada	2535	81	155	32
Hancock	3711	84	69	14
Harrison	17441	300	485	68
Hinds	19805	406	805	131
Holmes	1863	71	104	20
Humphreys	943	32	34	9
Issaquena	168	6	0	0
Itawamba	2962	76	134	23
Jackson	13074	243	240	35
Jasper	2196	48	43	2
Jefferson	647	28	41	7
Jefferson Davis	1047	32	9	1
Jones	8282	160	220	42
Kemper	950	25	44	9
Lafayette	5997	116	187	55
Lamar	6089	84	54	13
Lauderdale	7141	237	443	100
Lawrence	1260	23	27	2
Leake	2606	73	88	15
Lee	9834	169	222	41
Leflore	3467	124	236	52
Lincoln	3867	107	197	40
Total	306,611	7,077	10,438	1,972

County	Total Cases	Total Deaths	Total LTC Facility Cases	Total LTC Facility Deaths
Lowndes	6242	144	256	63
Madison	9864	209	368	69
Marion	2649	79	158	24
Marshall	4252	100	64	15
Monroe	4054	131	190	55
Montgomery	1254	42	54	9
Neshoba	3972	176	203	59
Newton	2441	59	87	15
Noxubee	1256	33	35	6
Oktibbeha	4543	97	222	36
Panola	4429	103	104	15
Pearl River	4405	139	188	37
Perry	1250	38	21	8
Pike	3167	104	135	35
Pontotoc	4162	72	86	12
Prentiss	2749	59	99	15
Quitman	785	16	0	0
Rankin	13279	275	392	61
Scott	3093	72	115	18
Sharkey	495	17	43	8
Simpson	2871	84	157	20
Smith	1582	34	66	8
Stone	1778	31	85	14
Sunflower	3288	89	122	20
Tallahatchie	1751	40	50	7
Tate	3214	81	80	19
Tippah	2842	68	119	13
Tishomingo	2219	67	102	27
Tunica	1023	25	18	2
Union	4029	75	131	23
Walthall	1301	43	69	13
Warren	4276	118	170	37
Washington	5275	132	191	39
Total	306,611	7,077	10,438	1,972

County	Total Cases	Total Deaths	Total LTC Facility Cases	Total LTC Facility Deaths
Wayne	2612	41	69	11
Webster	1134	32	61	12
Wilkinson	644	27	25	5
Winston	2257	81	130	39
Yalobusha	1577	36	82	22
Yazoo	3032	68	140	18
Total	306,611	7,077	10,438	1,972

Case Classifications

Mississippi investigates and reports both probable and confirmed cases and deaths according to the [CSTE case definition](#).

	Confirmed	Probable	Total
Cases	187,925	118,686	306,611
Deaths	4,899	2,178	7,077

Confirmed cases and deaths are generally determined by positive PCR tests, which detect the presence of ongoing coronavirus infection.

Probable cases are those who test positive by other testing methods such as antibody or antigen, and have recent symptoms consistent with COVID-19, indicating a recent infection.

Probable deaths are those individuals with a designation of COVID-19 as a cause of death on the death certificate, but where no confirmatory testing was performed.

Mississippi COVID-19 Data Charts and Maps

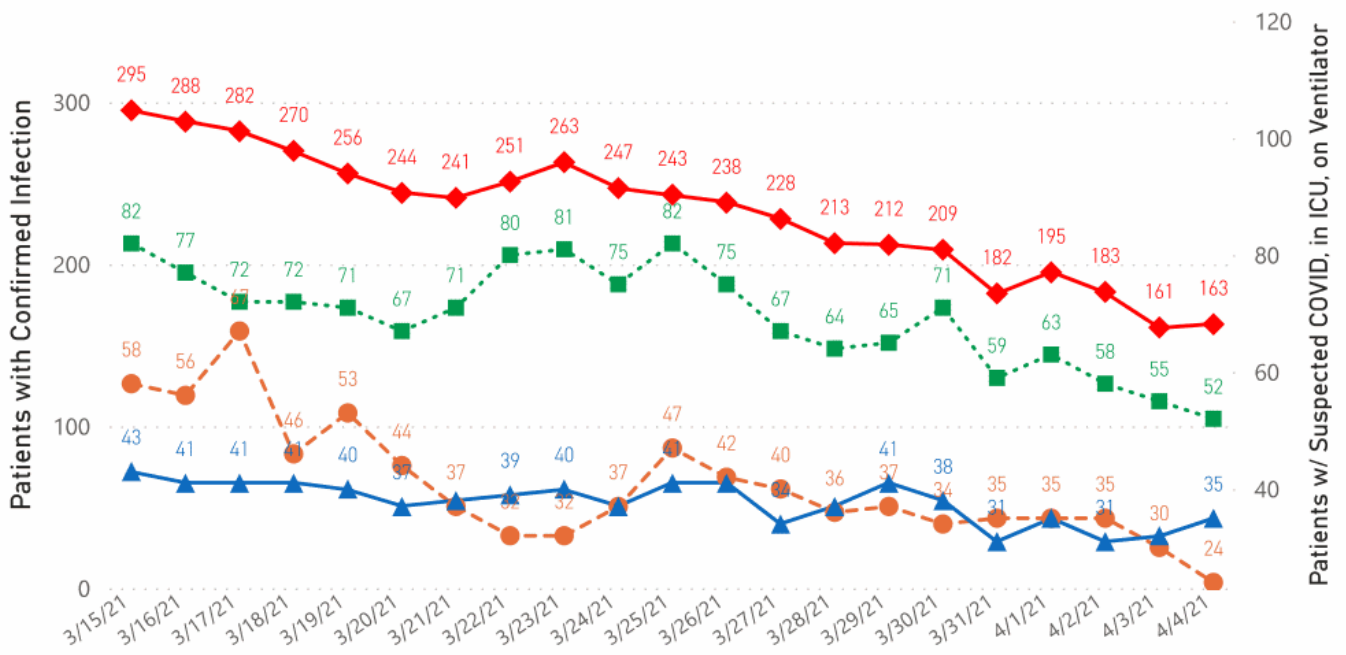
Hospitalizations and Bed Availability

▶ [View interactive hospitalization charts](#)

Updated hospital data has been delayed until Thursday.

COVID-19 Hospitalizations Reported by MS Hospitals, 3/15/21-4/4/21 **, **

◆ Patients with Confirmed Infection ● Patients with Suspected Infection ■ Patients in an ICU ▲ Patients on Ventilators



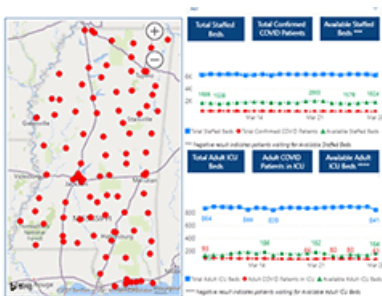
Hospitalization Trend to Date

Updated weekly



Hospital Bed Availability

Updated daily (interactive)



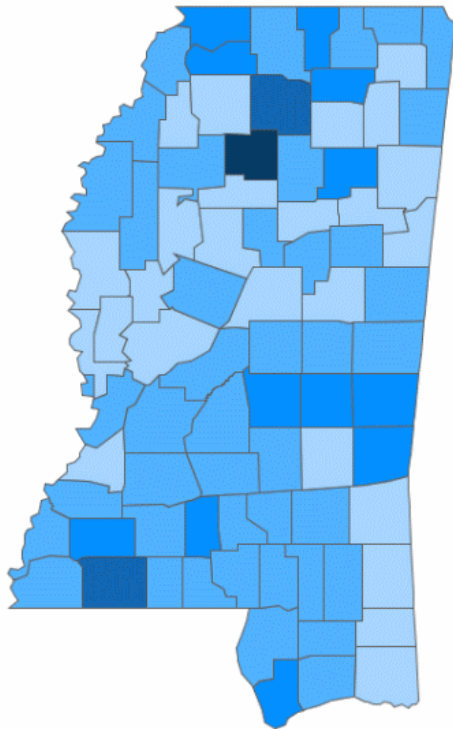
Daily Case Maps

▶ [View all interactive maps](#)

Recent COVID-19 Activity

The chart below shows counties according to COVID-19 incidence (cases by population) over the last 7 days. Also see [weekly county incidence tables](#)

Mississippi COVID-19 Cases Incidence Rate * as of April 6, 2021



● <5.0 ● 5.0 to 10.0 ● 10.0 to 15.0 ● 15.0 to 20.0 ● >20.0

* Based on average daily new cases of past 7 days per 100,000 population.

Mississippi

7 Day Average
New Cases

209.3

7 Day Average
Incidence Rate *

6.8

Cumulative Cases

306,611

2019 Estimated Population

2,976,149

County	Incidence Rate	New Cases (7-Day Avg)	2019 Est. Population
Yalobusha	21.2	2.6	12,108
Amite	18.6	2.3	12,297
Lafayette	15.6	8.4	54,019
Lauderdale	14.8	11.0	74,125
Chickasaw	11.7	2.0	17,103
Scott	11.7	3.3	28,124
Franklin	11.1	0.9	7,713
Newton	10.9	2.3	21,018
DeSoto	10.6	19.6	184,945
Hancock	10.5	5.0	47,632

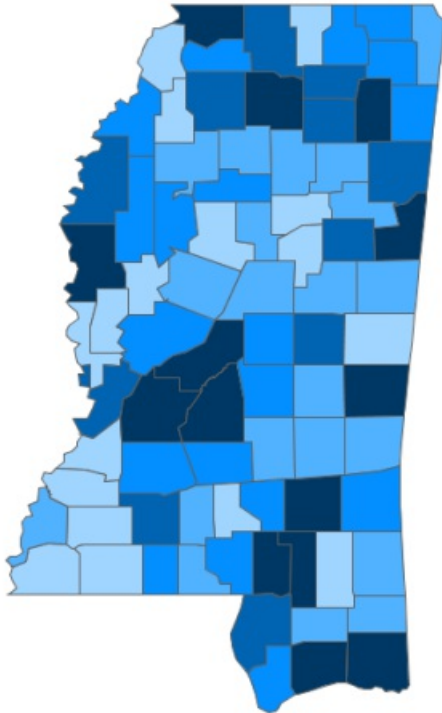
Cumulative COVID-19 Cases

Total cases and deaths by county since the start of the pandemic. Also see [weekly estimate of recoveries](#)

Mississippi COVID-19
Cases and Deaths by Race with Ethnicity
as of 3 pm CT, April 6, 2021

Mississippi

Total Cases
306,611



● 1 to 1250 ● 1251 to 2500 ● 2501 to 3750 ● 3751 to 5000 ● >5000

	American Indian or Alaska Native	Asian	Black	White	Other	Unknown
Non Hispanic	1,233	1,165	82,930	118,410	3,046	2,576
Hispanic	59	36	427	1,972	3,565	704
Unknown Ethnicity	1,013	343	17,716	27,096	7,421	36,899

Total Deaths
7,077

	American Indian or Alaska Native	Asian	Black	White	Other	Unknown
Non Hispanic	91	12	2,418	3,249	42	19
Hispanic	1	1	8	31	20	2
Unknown Ethnicity	25	7	362	561	67	161

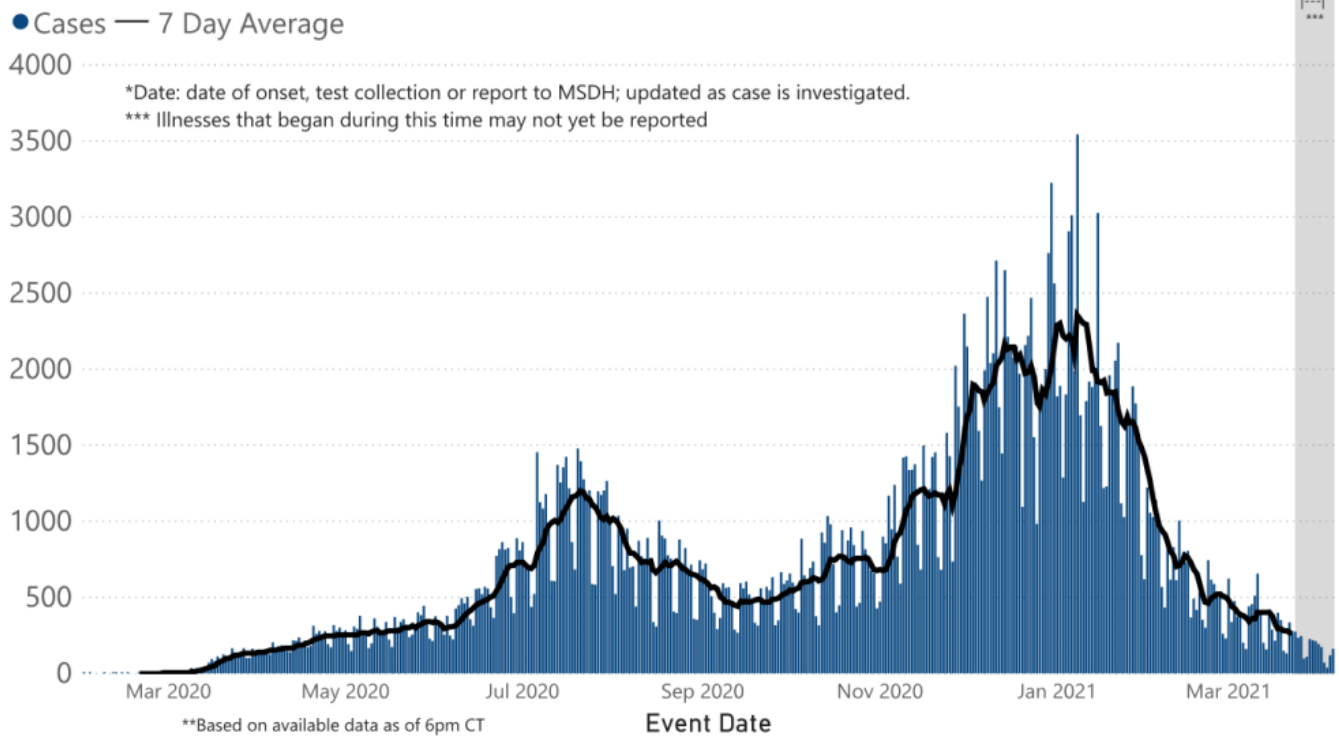
Daily Statewide Data Charts

Our state case map and other data charts are also available in interactive form.

▶ [View interactive epidemiological and surveillance charts](#)

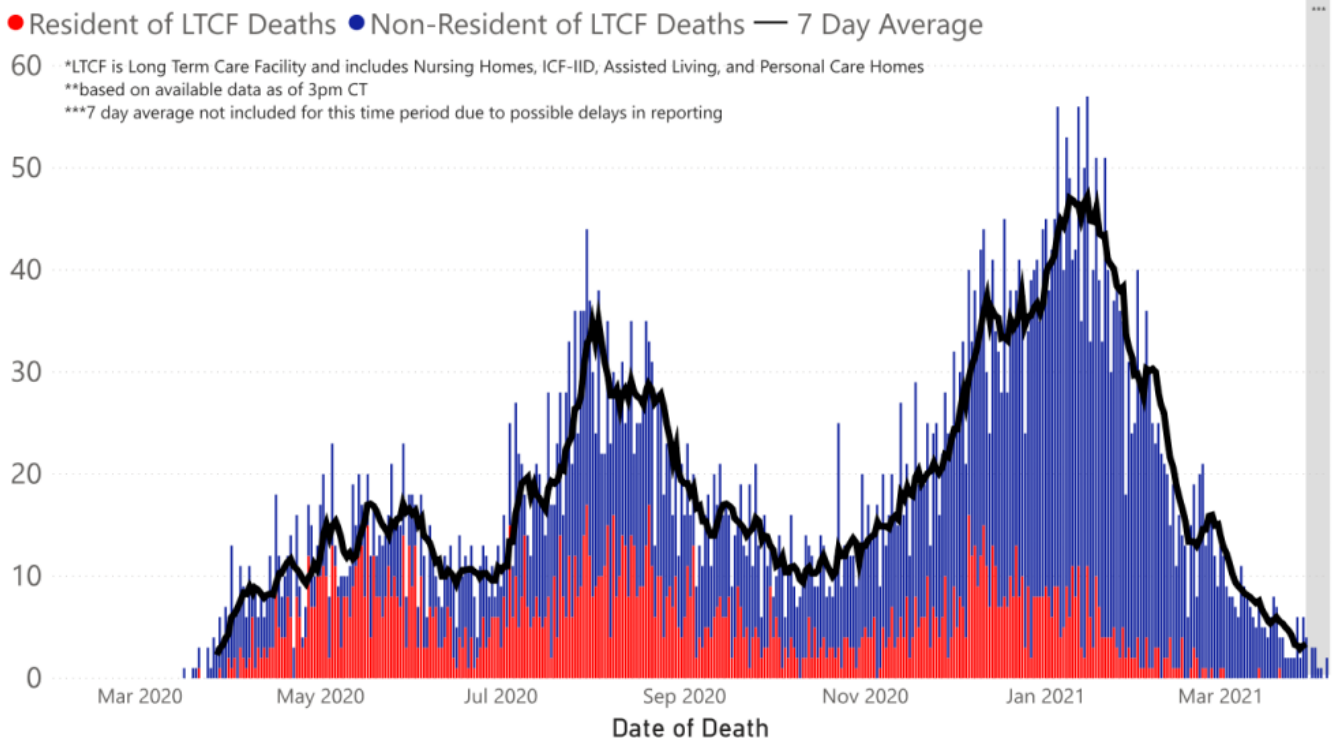
The charts below are based on available data at the time of publication. Charts do **not** include cases where insufficient details of the case are known.

COVID-19 Cases by Date* through April 6, 2021**, Mississippi



Note: Values up to two weeks in the past on the chart of Cases by Date above can change as we update it with new information from disease investigation.

COVID-19 LTCF* and Non-LTCF Deaths by Date of Death through April 6, 2021**, Mississippi



Weekly Statewide Data Charts

Includes:

- Cases, deaths and hospitalizations, analyzed by age, race/ethnicity, gender and other factors

- MIS-C cases and deaths
- Counties with high COVID-19 cases and incidence
- Syndromic surveillance

▶ [All weekly charts](#)

Estimated Recoveries

Presumed COVID-19 cases recovered, estimated weekly (does not include cases still under investigation).

COVID-19 Presumed Recovered Cases through April 5, 2021, Mississippi

295,569
Presumed Recovered*

*Reflects Provisional Estimates. Presumed Recovered if:

- 1) It has been 14 days or more since the case tested positive, if they were not hospitalized
- 2) It has been 21 days or more since the case tested positive, if they were hospitalized or hospitalization was unknown.

All deaths excluded. Presumed recovered counts will be updated weekly.

U.S. and World Cases

- ▶ [COVID-19 cases in the United States \(CDC\)](#)
- ▶ [U.S. COVID-19 Tracker \(CDC\)](#)
- ▶ [COVID-19 Global Case Map \(Johns Hopkins University\)](#)

COVID-19 Testing

Statewide Combined Testing as of April 4

COVID-19 testing providers around the state include commercial laboratories, hospital labs and the MSDH Public Health Laboratory results from all these sources are combined in the table below. (Updated weekly)

PCR testing detects current, active COVID-19 infection in an individual.

Antibody (serology) testing identifies individuals with past COVID-19 infection based on antibodies they develop one to

three weeks after infection.

Antigen testing is another way to identify current COVID-19 infection.

PCR tests	1,726,829
Serology (antibody) tests	88,079
Antigen tests	818,301
Total tests	2,633,209

▶ [Getting tested for COVID-19](#)

Prevention and Guidance for Individuals and the Community

▶ [Preventive steps to take, recommendations, guidance and general information on COVID-19](#)

Get COVID-19 e-mail updates daily with our free newsletter:



Last reviewed on Mar 5,
2020

[error on this](#)

[email page](#)

[print](#)

Related resources

- ▶ [Free COVID-19 Testing and Local Testing Providers](#)
- ▶ [COVID-19 Guidance and Prevention for Individuals and the Community](#)
Updated April 1, 2021

More topics

- ▶ [\[Espanol, Tieng Viet, ASL \]](#)
- ▶ [County Data](#)
- ▶ [Diagnostic Testing EUA](#)
- ▶ [Handouts and Posters](#)
- ▶ [Healthcare Professionals](#)
- ▶ [Interactive Maps and Charts](#)
- ▶ [Prevention and Safety Guidance](#)
- ▶ [School Cases and Outbreaks](#)
- ▶ [Statewide COVID-19 Data](#)
- ▶ [Testing for COVID-19](#)
- ▶ [Vaccination Against COVID-19](#)

The advertisement features a laptop on the left with a person's hands typing on the keyboard. The laptop screen displays the text "Visit us remotely!" in blue, a green brushstroke underline, and the "MISSISSIPPI WIC Women, Infants and Children" logo. To the right of the laptop, the text reads: "Stay home - Call in! You can hold your WIC appointment by **phone** or on your **computer**." Below this, it says "Set up yours today!" in red, followed by "Call your local WIC center" in a smaller font.

AGENCY

[About Us](#)

[Administration](#)

[Board of Health](#)

[County Offices](#)

[Institutional Review](#)

[Jobs](#)

[Locations](#)

[Public Health Laboratory](#)

[RFPs/Grants](#)

[More »](#)

[Intranet](#)

[OHIT+ER Service Center](#)

[Webmail](#)

INFORMATION

[Apps](#)

[Calendar of Events](#)

[Contact Us](#)

[Meetings](#)

[Health Resources](#)

[Hotlines](#)

[Locations](#)

[News](#)

[Newsletter](#)

[Phone Numbers](#)

[Español](#)

I NEED A ...

[Birth Certificate](#)

[Certificate of Need](#)

[Children's Health Insurance](#)

[Complaint Form](#)

[Criminal History Check](#)

[Death Certificate](#)

[Divorce Record](#)

[Food Permit](#)

[Immunization Record](#)

[J-1 Visa](#)

[License Verification](#)

[Marriage Record](#)

[Professional License](#)

[Public Records Request](#)
[Wastewater Application](#)

PUBLICATIONS

[Annual Report](#)
[CON Weekly Reports](#)
[Health Facilities Directory](#)
[Mississippi Morbidity Reports](#)
[Public Health Report](#)
[State Health Plan](#)
[Strategic Plan](#)
[More »](#)

Mississippi State Department of Health • 570 East Woodrow Wilson Dr • Jackson, MS 39216 • 866-HLTHY4U • [Contact and information](#)

