

Menu



Coronavirus Disease 2019 (COVID-19)

Updated April 12, 2021

Mississippi COVID-19 Hotline (7 days a week, 7 a.m.–7 p.m.): **877-978-6453**

General Information

- ▶ [COVID-19 vaccinations and Mississippi vaccination report](#)
- ▶ [COVID-19 overview, questions and answers, and other resources](#)
- ▶ [COVID-19 and You: Video Q & A with State Health Officer Dr. Thomas Dobbs](#)
- ▶ [ASL, Spanish and Vietnamese materials](#)

Healthcare Professionals

Guidance and more →

- ▶ [Healthcare guidance](#)
- ▶ [Electronic reporting](#)
- ▶ [Vaccine providers](#)
- ▶ [Specimens](#)
- ▶ [Lab dropoff](#)
- ▶ [Facilities guidance](#)
- ▶ [MS-HAN Alerts](#)

[ALL HEALTHCARE](#)

Current Cases and Statistics

County and state data →

- ▶ [Today's update](#)
- ▶ [State data and reports](#)
- ▶ [County data](#)
- ▶ [Charts and maps](#)
- ▶ [Hospitalizations](#)
- ▶ [Lab testing](#)
- ▶ [Recoveries](#)

Vaccination, Safety and Testing

Stopping the spread →

- ▶ [Vaccinations](#)
- ▶ [Getting tested](#)
- ▶ [Personal protection](#)
- ▶ [Gatherings and events](#)
- ▶ [Business and community](#)
- ▶ [School guidelines](#)
- ▶ [State agencies](#)

COVID-19 in Mississippi

New Cases and Deaths as of April 11

NEW CASES

70

New COVID-19 positive test results reported to MSDH as of 3 p.m. yesterday.

TOTAL MISSISSIPPI CASES

307,519

▶ [Totals by county](#)

NEW DEATHS

0

New COVID-19 related deaths reported to MSDH as of 3 p.m. yesterday.

TOTAL MISSISSIPPI DEATHS

7,096

▶ [Totals by county](#)

LTC OUTBREAKS

15

Current outbreaks in long-term care (LTC) facilities only. (See [LTC facility outbreak definition](#).)

▶ [Cases by county](#)

About our case counts: We currently update our case totals each day based on test results from the previous day. Outside laboratories also report positive test results to us, which are included in our totals. Multiple positive tests for the same individual are counted only once. County case numbers and deaths may change as investigation finds new or additional information.

Statewide COVID-19 Data and Reports

- ▶ [K-12 School Reports](#)
Weekly COVID-19 cases, outbreaks and exposure reported by Mississippi schools
- ▶ [Long-Term Care Facility and Residential Care Facility COVID-19 Reports](#)
Data reported directly to MSDH by the facility; cases and deaths in these reports may not yet be included in our totals of lab-reported cases.
- ▶ [Ongoing Outbreaks in Nursing Homes](#)
A wide variety of data from the Centers for Medicare and Medicaid (CMS)
- ▶ [Deaths from COVID-19 and Other Causes](#) PDF
Provisional counts by week of deaths from COVID-19, pneumonia/influenza, and heart disease
- ▶ [Laboratory Testing](#)
Number and type of COVID-19 tests performed
- ▶ [Mississippi COVID-19 Vaccination Report](#) PDF
Vaccinations distributed and administered as reported to MSDH by vaccination providers
- ▶ [Statewide data charts](#)

County COVID-19 Data

Variant Strains

- ▶ [COVID-19 cases by variant type](#) PDF
cases by county, updated weekly

Race and Ethnicity

- ▶ [Total COVID-19 cases and deaths by county, race and ethnicity](#) PDF
Current and past data tables, updated daily

Data Snapshots for Individual Counties

- ▶ [Weekly COVID-19 snapshots for each Mississippi county](#)

High Cases and Incidence

- ▶ [Map of Mississippi counties by 7-day incidence](#)
- ▶ [Table of counties ranked by weekly cases and incidence](#)

Cumulative Cases and Deaths by County

Totals of all reported COVID-19 cases, including those in long-term care (LTC) facilities.

The numbers in this table are provisional. County case numbers and deaths may change as investigation finds new or additional information.

County	Total Cases	Total Deaths	Total LTC Facility Cases	Total LTC Facility Deaths
Adams	2459	82	83	16
Alcorn	2977	64	130	20
Amite	1201	41	55	9
Attala	2133	73	175	36
Benton	972	25	46	10
Bolivar	4770	129	232	31
Calhoun	1632	30	36	6
Carroll	1208	26	51	10
Chickasaw	2048	57	60	15
Choctaw	728	17	1	0
Claiborne	1013	30	45	9
Clarke	1768	76	123	31
Clay	1824	54	38	5
Coahoma	2896	77	129	12
Copiah	2930	65	83	11
Covington	2545	80	137	39
De Soto	20784	248	113	24
Forrest	7523	146	227	51
Franklin	819	23	40	4
George	2378	47	59	8
Greene	1294	33	52	6
Grenada	2549	82	155	32
Hancock	3721	85	69	14
Harrison	17493	302	485	68
Hinds	19894	408	805	131
Total	307,519	7,096	10,439	1,973

County	Total Cases	Total Deaths	Total LTC Facility Cases	Total LTC Facility Deaths
Holmes	1864	71	104	20
Humphreys	943	32	34	9
Issaquena	168	6	0	0
Itawamba	2968	76	134	23
Jackson	13099	243	240	35
Jasper	2197	48	43	2
Jefferson	648	28	41	7
Jefferson Davis	1054	32	9	1
Jones	8293	160	220	42
Kemper	952	26	44	9
Lafayette	6028	117	187	55
Lamar	6107	84	54	13
Lauderdale	7189	237	443	100
Lawrence	1263	23	27	2
Leake	2611	73	88	15
Lee	9859	169	222	41
Leflore	3468	124	236	52
Lincoln	3871	108	197	40
Lowndes	6265	144	256	63
Madison	9896	210	368	69
Marion	2659	79	158	24
Marshall	4273	100	64	15
Monroe	4057	132	190	55
Montgomery	1255	42	54	9
Neshoba	3988	176	203	59
Newton	2448	59	87	15
Noxubee	1259	33	35	6
Oktibbeha	4552	97	222	36
Panola	4442	103	104	15
Pearl River	4420	139	188	37
Perry	1251	38	21	8
Pike	3181	104	135	35
Total	307,519	7,096	10,439	1,973

County	Total Cases	Total Deaths	Total LTC Facility Cases	Total LTC Facility Deaths
Pontotoc	4164	72	86	12
Prentiss	2756	59	99	15
Quitman	789	16	0	0
Rankin	13316	275	392	61
Scott	3105	72	115	18
Sharkey	496	17	43	8
Simpson	2874	84	157	20
Smith	1586	34	66	8
Stone	1791	31	85	14
Sunflower	3293	89	122	20
Tallahatchie	1755	40	50	7
Tate	3227	81	80	19
Tippah	2848	68	119	13
Tishomingo	2220	67	102	27
Tunica	1025	25	18	2
Union	4037	75	131	23
Walthall	1305	43	69	13
Warren	4281	118	170	37
Washington	5280	132	191	39
Wayne	2613	41	69	11
Webster	1134	32	61	12
Wilkinson	647	27	25	5
Winston	2259	81	130	39
Yalobusha	1588	36	82	22
Yazoo	3043	68	140	18
Total	307,519	7,096	10,439	1,973

Case Classifications

Mississippi investigates and reports both probable and confirmed cases and deaths according to the [CSTE case definition](#).

	Confirmed	Probable	Total
Cases	188,416	119,103	307,519
Deaths	4,912	2,184	7,096

Confirmed cases and deaths are generally determined by positive PCR tests, which detect the presence of ongoing coronavirus infection.

Probable cases are those who test positive by other testing methods such as antibody or antigen, and have recent symptoms consistent with COVID-19, indicating a recent infection.

Probable deaths are those individuals with a designation of COVID-19 as a cause of death on the death certificate, but where no confirmatory testing was performed.

Mississippi COVID-19 Data Charts and Maps

Detailed charts of COVID-19 cases, deaths and hospitalizations will resume on Tuesday.

Hospitalizations and Bed Availability

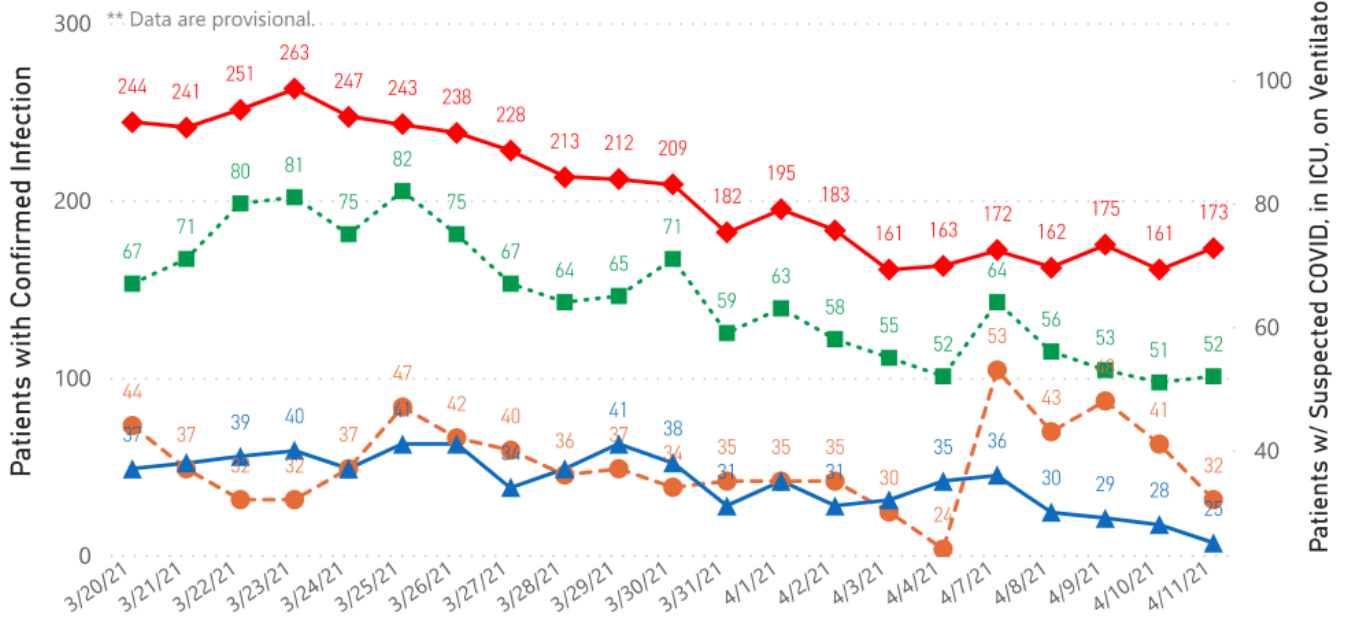
[View interactive hospitalization charts](#)

COVID-19 Hospitalizations Reported by MS Hospitals, 3/22/21-4/11/21 *,**

◆ Patients with Confirmed Infection ● Patients with Suspected Infection ■ Patients in an ICU ▲ Patients on Ventilators

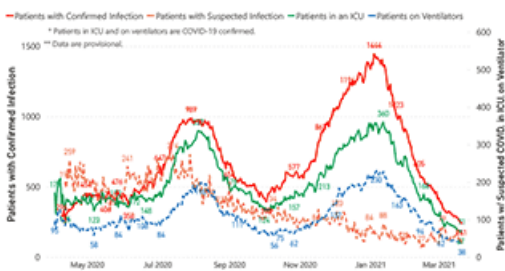
* Patients in ICU and on ventilators are COVID-19 confirmed.

** Data are provisional.



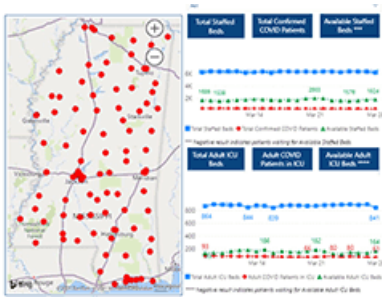
Hospitalization Trend to Date

Updated weekly



Hospital Bed Availability

Updated daily (interactive)



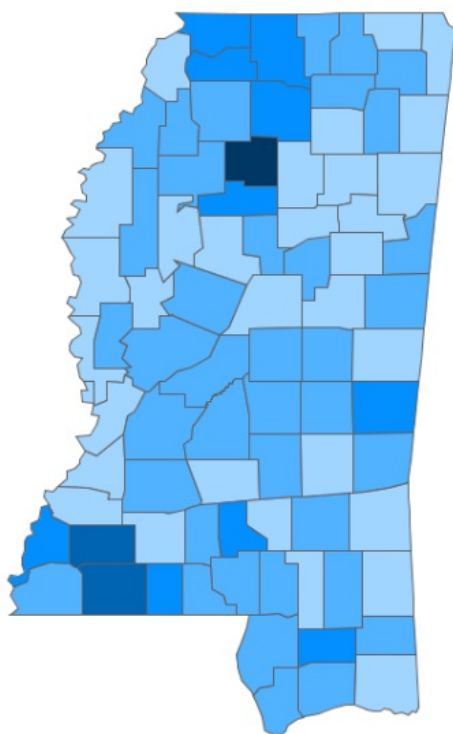
Daily Case Maps

[View all interactive maps](#)

Recent COVID-19 Activity

The chart below shows counties according to COVID-19 incidence (cases by population) over the last 7 days. Also see [weekly county incidence tables](#)

Mississippi COVID-19 Cases Incidence Rate * as of April 11, 2021



Mississippi

7 Day Average
New Cases

194.4

Cumulative Cases

307,519

7 Day Average
Incidence Rate *

6.3

2019 Estimated Population

2,976,149

County	Incidence Rate	New Cases (7-Day Avg)	2019 Est. Population
Yalobusha	20.1	2.4	12,108
Amite	17.4	2.1	12,297
Franklin	16.7	1.3	7,713
Lauderdale	13.1	9.7	74,125
Lafayette	12.7	6.9	54,019
Stone	11.7	2.1	18,336
Tate	11.6	3.3	28,321
DeSoto	11.3	20.9	184,945
Adams	11.2	3.4	30,693
Grenada	10.3	2.1	20,758

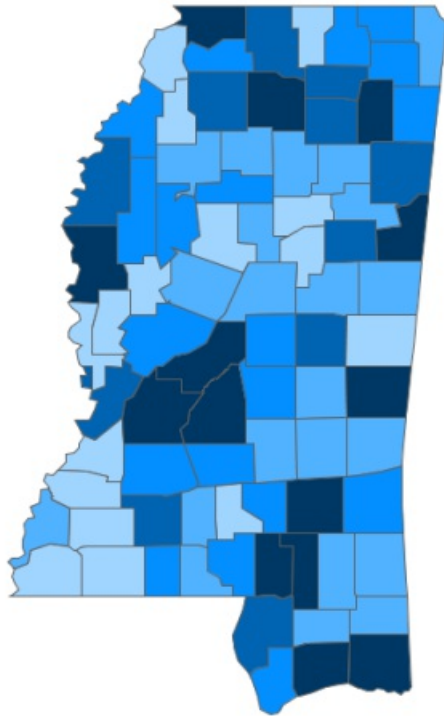
● <5.0 ● 5.0 to 10.0 ● 10.0 to 15.0 ● 15.0 to 20.0 ● >20.0

* Based on average daily new cases of past 7 days per 100,000 population.

Cumulative COVID-19 Cases

Total cases and deaths by county since the start of the pandemic. Also see [weekly estimate of recoveries](#)

Mississippi COVID-19 Cases and Deaths by Race with Ethnicity as of 3 pm CT, April 11, 2021



● 1 to 1250 ● 1251 to 2500 ● 2501 to 3750 ● 3751 to 5000 ● >5000

Mississippi

Total Cases

307,519

	American Indian or Alaska Native	Asian	Black	White	Other	Unknown
Non Hispanic	1,233	1,167	83,239	118,786	3,057	2,577
Hispanic	60	37	430	1,983	3,578	721
Unknown Ethnicity	1,013	343	17,734	27,131	7,484	36,946

Total Deaths

7,096

	American Indian or Alaska Native	Asian	Black	White	Other	Unknown
Non Hispanic	91	12	2,425	3,260	42	19
Hispanic	1	1	8	31	20	2
Unknown Ethnicity	25	7	363	561	67	161

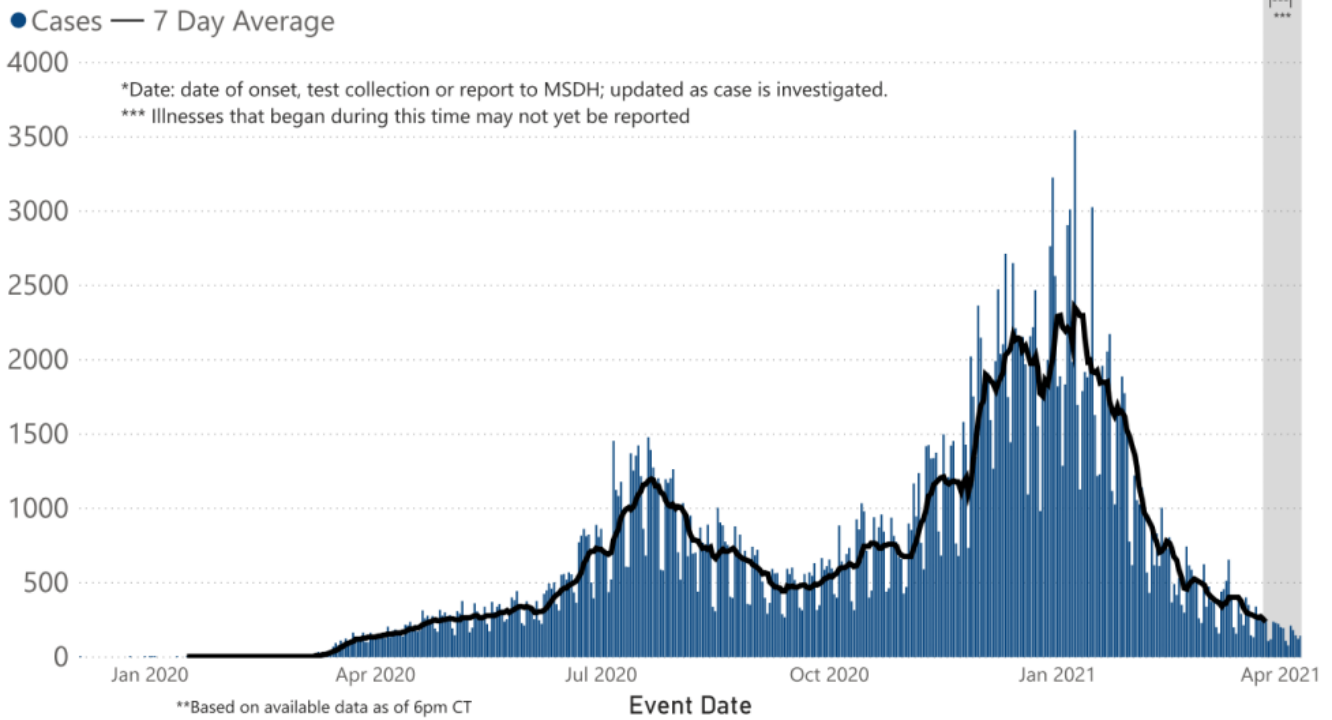
Daily Statewide Data Charts

Our state case map and other data charts are also available in interactive form.

▶ [View interactive epidemiological and surveillance charts](#)

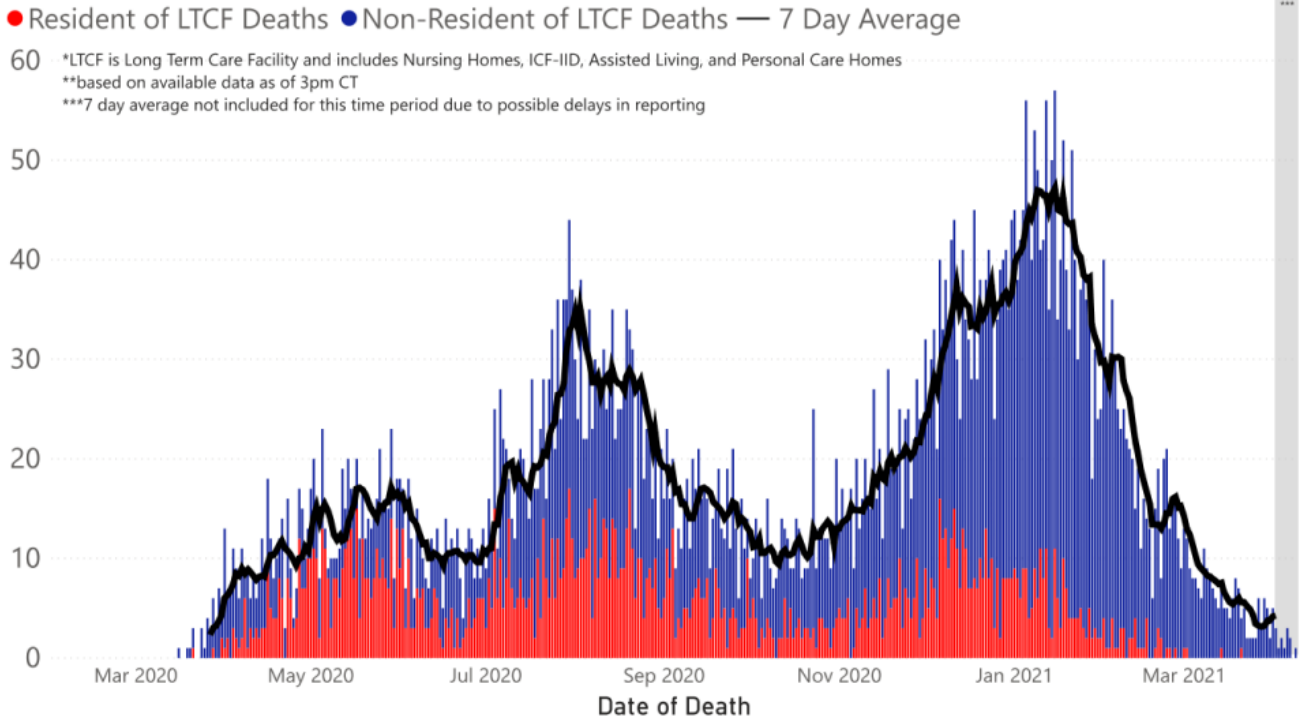
The charts below are based on available data at the time of publication. Charts do **not** include cases where insufficient details of the case are known.

COVID-19 Cases by Date* through April 9, 2021**, Mississippi



Note: Values up to two weeks in the past on the chart of Cases by Date above can change as we update it with new information from disease investigation.

COVID-19 LTCF* and Non-LTCF Deaths by Date of Death through April 9, 2021**, Mississippi



Weekly Statewide Data Charts

Includes:

- Cases, deaths and hospitalizations, analyzed by age, race/ethnicity, gender and other factors

- MIS-C cases and deaths
- Counties with high COVID-19 cases and incidence
- Syndromic surveillance

▶ [All weekly charts](#)

Estimated Recoveries

Presumed COVID-19 cases recovered, estimated weekly (does not include cases still under investigation).

COVID-19 Presumed Recovered Cases through April 5, 2021, Mississippi

295,569
Presumed Recovered*

*Reflects Provisional Estimates. Presumed Recovered if:

- 1) It has been 14 days or more since the case tested positive, if they were not hospitalized
- 2) It has been 21 days or more since the case tested positive, if they were hospitalized or hospitalization was unknown.

All deaths excluded. Presumed recovered counts will be updated weekly.

U.S. and World Cases

- ▶ [COVID-19 cases in the United States \(CDC\)](#)
- ▶ [U.S. COVID-19 Tracker \(CDC\)](#)
- ▶ [COVID-19 Global Case Map \(Johns Hopkins University\)](#)

COVID-19 Testing

Statewide Combined Testing as of April 11

COVID-19 testing providers around the state include commercial laboratories, hospital labs and the MSDH Public Health Laboratory results from all these sources are combined in the table below. (Updated weekly)

PCR testing detects current, active COVID-19 infection in an individual.

Antibody (serology) testing identifies individuals with past COVID-19 infection based on antibodies they develop one to

three weeks after infection.

Antigen testing is another way to identify current COVID-19 infection.

PCR tests	1,739,251
Serology (antibody) tests	89,336
Antigen tests	827,338
Total tests	2,655,925

▶ [Getting tested for COVID-19](#)

Prevention and Guidance for Individuals and the Community

▶ [Preventive steps to take, recommendations, guidance and general information on COVID-19](#)

Get COVID-19 e-mail updates daily with our free newsletter:



Last reviewed on Mar 5,
2020

[error on this](#)

[email page](#)


[print](#)

Related resources

- ▶ [Free COVID-19 Testing and Local Testing Providers](#)
- ▶ [COVID-19 Guidance and Prevention for Individuals and the Community](#)
Updated April 1, 2021

More topics

- ▶ [\[Espanol, Tieng Viet, ASL \]](#)
- ▶ [County Data](#)
- ▶ [Handouts and Posters](#)
- ▶ [Healthcare Professionals](#)
- ▶ [Interactive Maps and Charts](#)
- ▶ [Prevention and Safety Guidance](#)
- ▶ [School Cases and Outbreaks](#)
- ▶ [Statewide COVID-19 Data](#)
- ▶ [Testing for COVID-19](#)
- ▶ [Vaccination Against COVID-19](#)



Stay home - Call in!

You can hold your WIC appointment by **phone** or on your **computer**.

Set up yours today!
Call your local WIC center

AGENCY

[About Us](#)

[Administration](#)

[Board of Health](#)

[County Offices](#)

[Institutional Review](#)

[Jobs](#)

[Locations](#)

[Public Health Laboratory](#)

[RFPs/Grants](#)

[More »](#)

[Intranet](#)

[OHIT+ER Service Center](#)

[Webmail](#)

INFORMATION

[Apps](#)

[Calendar of Events](#)

[Contact Us](#)

[Meetings](#)

[Health Resources](#)

[Hotlines](#)

[Locations](#)

[News](#)

[Newsletter](#)

[Phone Numbers](#)

[Español](#)

I NEED A ...

[Birth Certificate](#)

[Certificate of Need](#)

[Children's Health Insurance](#)

[Complaint Form](#)

[Criminal History Check](#)

[Death Certificate](#)

[Divorce Record](#)

[Food Permit](#)

[Immunization Record](#)

[J-1 Visa](#)

[License Verification](#)

[Marriage Record](#)

[Professional License](#)

[Public Records Request](#)
[Wastewater Application](#)

PUBLICATIONS

[Annual Report](#)
[CON Weekly Reports](#)
[Health Facilities Directory](#)
[Mississippi Morbidity Reports](#)
[Public Health Report](#)
[State Health Plan](#)
[Strategic Plan](#)
[More »](#)

Mississippi State Department of Health • 570 East Woodrow Wilson Dr • Jackson, MS 39216 • 866-HLTHY4U • [Contact and information](#)

