

Menu



Coronavirus Disease 2019 (COVID-19)

Updated April 13, 2021

Mississippi COVID-19 Hotline (7 days a week, 7 a.m.–7 p.m.): **877-978-6453**

Healthcare Professionals

Guidance and more →

- ▶ [Healthcare guidance](#)
- ▶ [Electronic reporting](#)
- ▶ [Vaccine providers](#)
- ▶ [Specimens](#)
- ▶ [Lab dropoff](#)
- ▶ [Facilities guidance](#)
- ▶ [MS-HAN Alerts](#)

[ALL HEALTHCARE](#)

Current Cases and Statistics

County and state data →

- ▶ [Today's update](#)
- ▶ [State data and reports](#)
- ▶ [County data](#)
- ▶ [Charts and maps](#)
- ▶ [Hospitalizations](#)
- ▶ [Lab testing](#)
- ▶ [Recoveries](#)

[ALL STATISTICS](#)

Vaccination, Safety and Testing

Stopping the spread →

- ▶ [Vaccinations](#)

- ▶ [Getting tested](#)
- ▶ [Personal protection](#)
- ▶ [Gatherings and events](#)
- ▶ [Business and community](#)
- ▶ [School guidelines](#)
- ▶ [State agencies](#)

[ALL GUIDANCE](#)

General Information

- ▶ [COVID-19 overview, questions and answers, and resources in other languages](#)

COVID-19 in Mississippi

New Cases and Deaths as of April 12

NEW CASES

317

New COVID-19 positive test results reported to MSDH as of 3 p.m. yesterday.

TOTAL MISSISSIPPI CASES

307,836

- ▶ [Totals by county](#)

NEW DEATHS

23

New COVID-19 related deaths reported to MSDH as of 3 p.m. yesterday.

Six deaths occurred between April 9 and April 11 in the counties below:

- ▶ [County list](#)

Seventeen deaths occurred between February 3 and April 7, identified from death certificate reports.

- ▶ [County list](#)

TOTAL MISSISSIPPI DEATHS

7,119

▶ [Totals by county](#)

LTC OUTBREAKS

16

Current outbreaks in long-term care (LTC) facilities only. (See [LTC facility outbreak definition](#).)

▶ [Cases by county](#)

About our case counts: We currently update our case totals each day based on test results from the previous day. Outside laboratories also report positive test results to us, which are included in our totals. Multiple positive tests for the same individual are counted only once. County case numbers and deaths may change as investigation finds new or additional information.

Statewide COVID-19 Data and Reports

- ▶ [K-12 School Reports](#)
Weekly COVID-19 cases, outbreaks and exposure reported by Mississippi schools
- ▶ [Long-Term Care Facility and Residential Care Facility COVID-19 Reports](#)
Data reported directly to MSDH by the facility; cases and deaths in these reports may not yet be included in our totals of lab-reported cases.
- ▶ [Ongoing Outbreaks in Nursing Homes](#)
A wide variety of data from the Centers for Medicare and Medicaid (CMS)
- ▶ [Deaths from COVID-19 and Other Causes](#) PDF
Provisional counts by week of deaths from COVID-19, pneumonia/influenza, and heart disease
- ▶ [Laboratory Testing](#)
Number and type of COVID-19 tests performed
- ▶ [Mississippi COVID-19 Vaccination Report](#) PDF
Vaccinations distributed and administered as reported to MSDH by vaccination providers
- ▶ [Statewide data charts](#)

County COVID-19 Data

Variant Strains

- ▶ [COVID-19 cases by variant type](#) PDF
cases by county, updated weekly

Race and Ethnicity

- ▶ [Total COVID-19 cases and deaths by county, race and ethnicity](#) PDF
Current and past data tables, updated daily

Data Snapshots for Individual Counties

- ▶ [Weekly COVID-19 snapshots for each Mississippi county](#)

High Cases and Incidence

- ▶ [Map of Mississippi counties by 7-day incidence](#)
- ▶ [Table of counties ranked by weekly cases and incidence](#)

Cumulative Cases and Deaths by County

Totals of all reported COVID-19 cases, including those in long-term care (LTC) facilities.

The numbers in this table are provisional. County case numbers and deaths may change as investigation finds new or additional information.

County	Total Cases	Total Deaths	Total LTC Facility Cases	Total LTC Facility Deaths
Adams	2460	82	83	16
Alcorn	2980	65	130	20
Amite	1201	41	55	9
Attala	2134	73	175	36
Benton	973	25	46	10
Bolivar	4772	129	232	31
Calhoun	1635	31	36	6
Carroll	1209	26	51	10
Chickasaw	2050	57	60	15
Choctaw	734	17	1	0
Claiborne	1013	30	45	9
Clarke	1770	76	123	31
Clay	1828	54	38	5
Coahoma	2897	78	129	12
Copiah	2932	65	83	11
Covington	2547	80	137	39
De Soto	20826	248	113	24
Forrest	7525	147	227	51
Franklin	821	23	40	4
George	2381	47	59	8
Greene	1294	33	52	6
Grenada	2553	84	155	32
Hancock	3728	85	69	14
Total	307,836	7,119	10,439	1,973

County	Total Cases	Total Deaths	Total LTC Facility Cases	Total LTC Facility Deaths
Harrison	17510	302	485	68
Hinds	19910	411	805	131
Holmes	1868	72	104	20
Humphreys	943	32	34	9
Issaquena	168	6	0	0
Itawamba	2971	77	134	23
Jackson	13118	243	240	35
Jasper	2197	48	43	2
Jefferson	648	28	41	7
Jefferson Davis	1054	32	9	1
Jones	8297	160	220	42
Kemper	954	28	44	9
Lafayette	6039	117	187	55
Lamar	6110	84	54	13
Lauderdale	7198	237	443	100
Lawrence	1264	23	27	2
Leake	2613	73	88	15
Lee	9871	170	222	41
Leflore	3468	124	236	52
Lincoln	3871	109	197	40
Lowndes	6272	144	256	63
Madison	9908	210	368	69
Marion	2660	79	158	24
Marshall	4276	100	64	15
Monroe	4061	132	190	55
Montgomery	1255	42	54	9
Neshoba	3994	176	203	59
Newton	2451	61	87	15
Noxubee	1262	33	35	6
Oktibbeha	4558	97	222	36
Panola	4445	103	104	15
Pearl River	4428	141	188	37
Total	307,836	7,119	10,439	1,973

County	Total Cases	Total Deaths	Total LTC Facility Cases	Total LTC Facility Deaths
Perry	1251	38	21	8
Pike	3188	104	135	35
Pontotoc	4169	72	86	12
Prentiss	2757	59	99	15
Quitman	789	16	0	0
Rankin	13334	276	392	61
Scott	3108	72	115	18
Sharkey	496	17	43	8
Simpson	2882	84	157	20
Smith	1588	34	66	8
Stone	1793	31	85	14
Sunflower	3295	89	122	20
Tallahatchie	1755	40	50	7
Tate	3227	82	80	19
Tippah	2848	68	119	13
Tishomingo	2222	67	102	27
Tunica	1027	25	18	2
Union	4039	75	131	23
Walthall	1306	43	69	13
Warren	4284	118	170	37
Washington	5281	133	191	39
Wayne	2613	41	69	11
Webster	1135	32	61	12
Wilkinson	649	28	25	5
Winston	2259	81	130	39
Yalobusha	1592	36	82	22
Yazoo	3044	68	140	18
Total	307,836	7,119	10,439	1,973

Case Classifications

Mississippi investigates and reports both probable and confirmed cases and deaths according to the [CSTE case definition](#).

	Confirmed	Probable	Total
Cases	188,507	119,329	307,836
Deaths	4,919	2,200	7,119

Confirmed cases and deaths are generally determined by positive PCR tests, which detect the presence of ongoing coronavirus infection.

Probable cases are those who test positive by other testing methods such as antibody or antigen, and have recent symptoms consistent with COVID-19, indicating a recent infection.

Probable deaths are those individuals with a designation of COVID-19 as a cause of death on the death certificate, but where no confirmatory testing was performed.

Mississippi COVID-19 Data Charts and Maps

Hospitalizations and Bed Availability

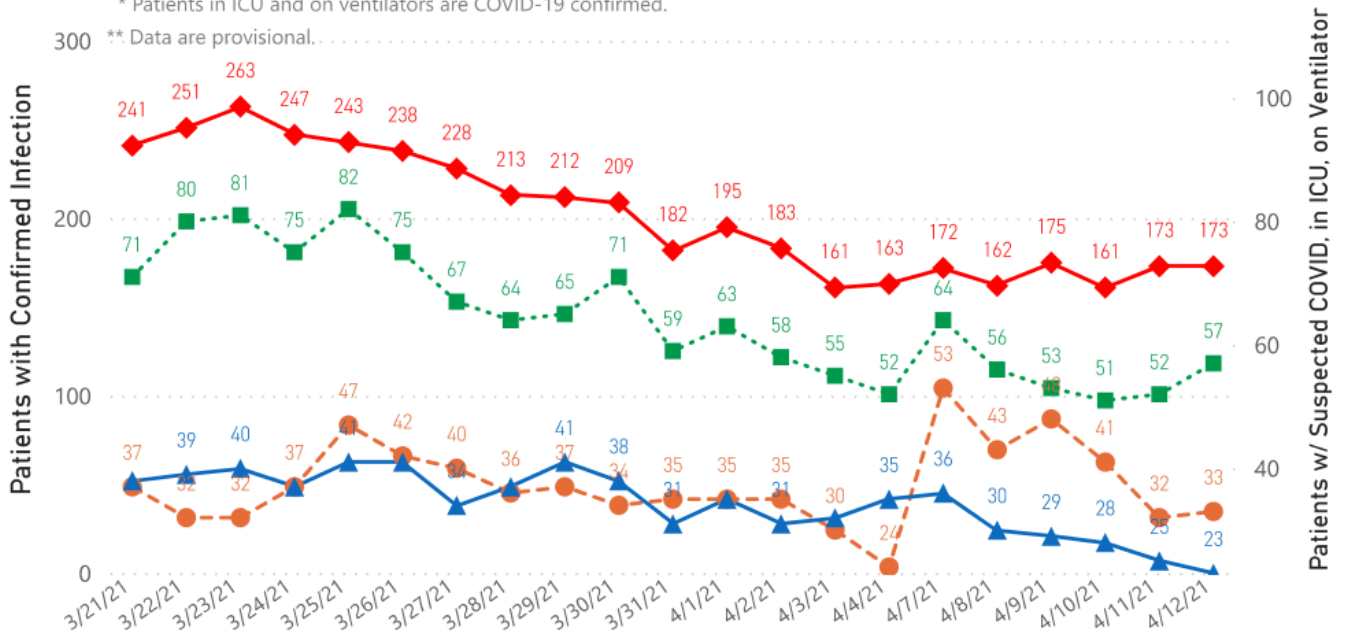
[View interactive hospitalization charts](#)

COVID-19 Hospitalizations Reported by MS Hospitals, 3/23/21-4/12/21 *,**

◆ Patients with Confirmed Infection ● Patients with Suspected Infection ■ Patients in an ICU ▲ Patients on Ventilators

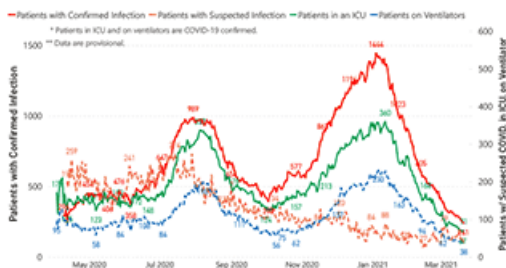
* Patients in ICU and on ventilators are COVID-19 confirmed.

** Data are provisional.



Hospitalization Trend to Date


Updated weekly



Hospital Bed Availability

Hospital Bed Availability

Updated daily (interactive)



Daily Case Maps

[View all interactive maps](#)

Recent COVID-19 Activity

The chart below shows counties according to COVID-19 incidence (cases by population) over the last 7 days. Also see [weekly county incidence tables](#)

Mississippi COVID-19 Cases Incidence Rate * as of April 12, 2021

Mississippi

7 Day Average
New Cases

213.6

7 Day Average
Incidence Rate *

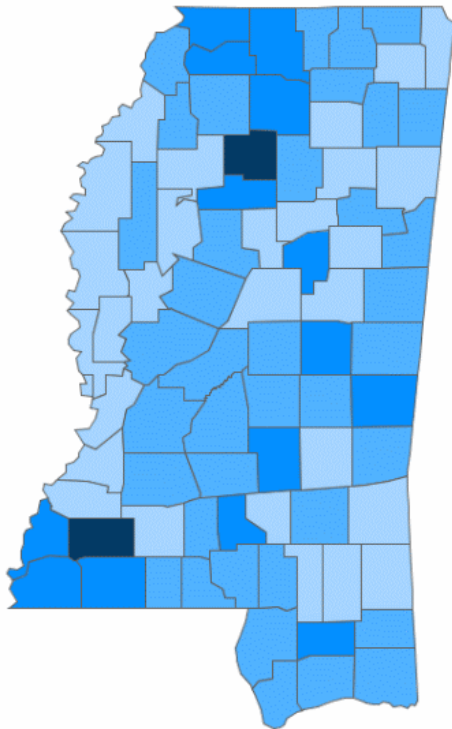
6.9

Cumulative Cases

307,836

2019 Estimated Population

2,976,149



● <5.0 ● 5.0 to 10.0 ● 10.0 to 15.0 ● >20.0

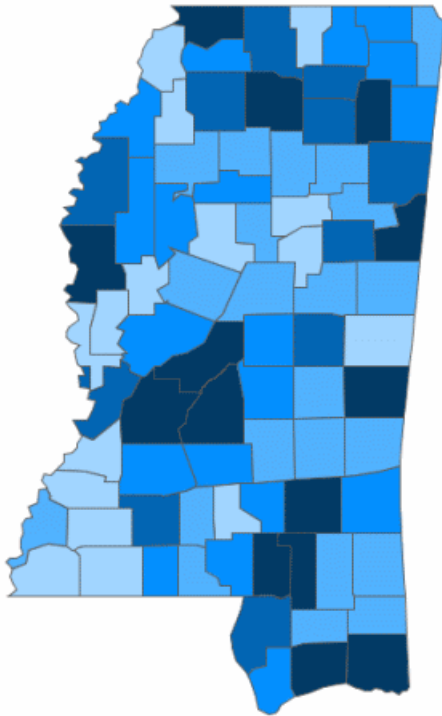
* Based on average daily new cases of past 7 days per 100,000 population.

County	Incidence Rate	New Cases (7-Day Avg)	2019 Est. Population
Yalobusha	21.2	2.6	12,108
Franklin	20.4	1.6	7,713
Amite	13.9	1.7	12,297
Choctaw	13.9	1.1	8,210
DeSoto	13.7	25.4	184,945
Grenada	13.1	2.7	20,758
Lauderdale	12.9	9.6	74,125
Lafayette	12.7	6.9	54,019
Stone	12.5	2.3	18,336
Wilkinson	11.6	1.0	8,630

Cumulative COVID-19 Cases

Total cases and deaths by county since the start of the pandemic. Also see [weekly estimate of recoveries](#)

Mississippi COVID-19 Cases and Deaths by Race with Ethnicity as of 3 pm CT, April 12, 2021



● 1 to 1250 ● 1251 to 2500 ● 2501 to 3750 ● 3751 to 5000 ● >5000

Mississippi

Total Cases

307,836

	American Indian or Alaska Native	Asian	Black	White	Other	Unknown
Non Hispanic	1,233	1,171	83,329	118,946	3,061	2,578
Hispanic	60	37	430	1,986	3,585	721
Unknown Ethnicity	1,014	343	17,737	27,133	7,487	36,985

Total Deaths

7,119

	American Indian or Alaska Native	Asian	Black	White	Other	Unknown
Non Hispanic	91	12	2,436	3,271	42	19
Hispanic	1	1	8	31	20	2
Unknown Ethnicity	25	7	364	561	67	161

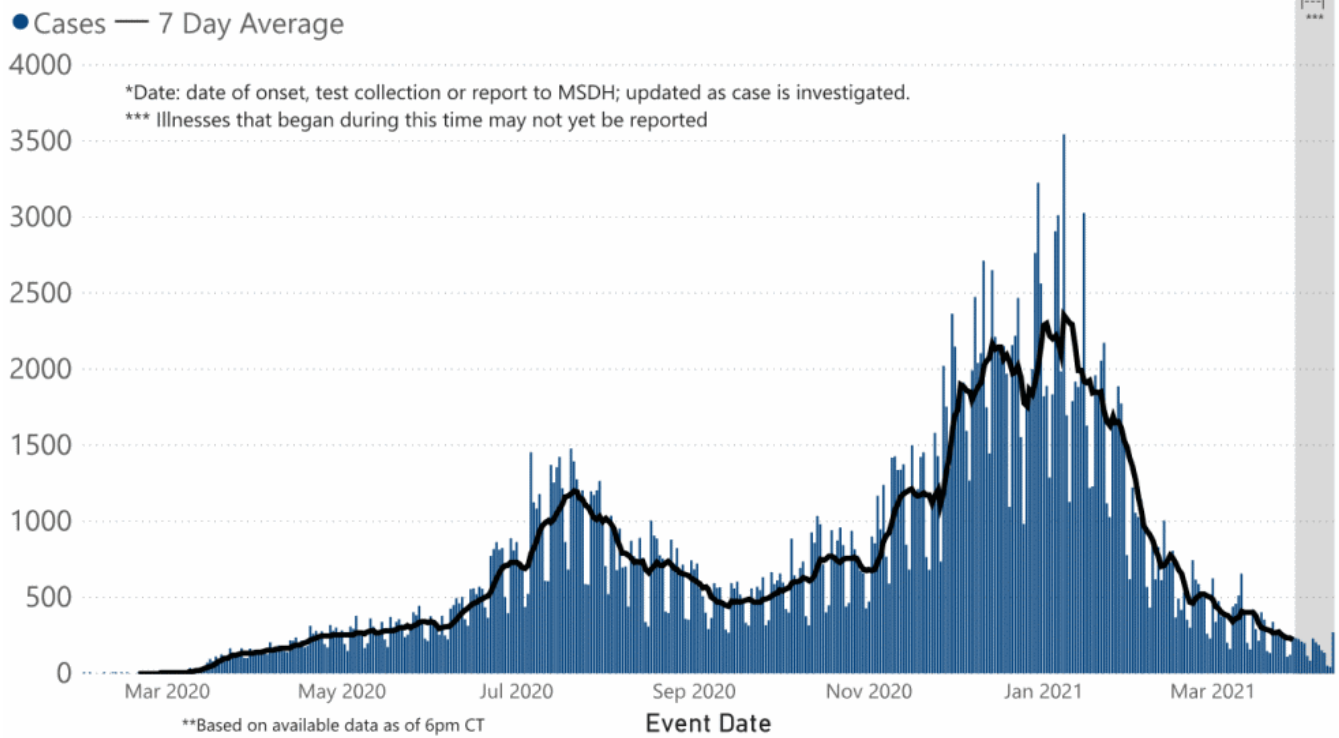
Daily Statewide Data Charts

Our state case map and other data charts are also available in interactive form.

▶ [View interactive epidemiological and surveillance charts](#)

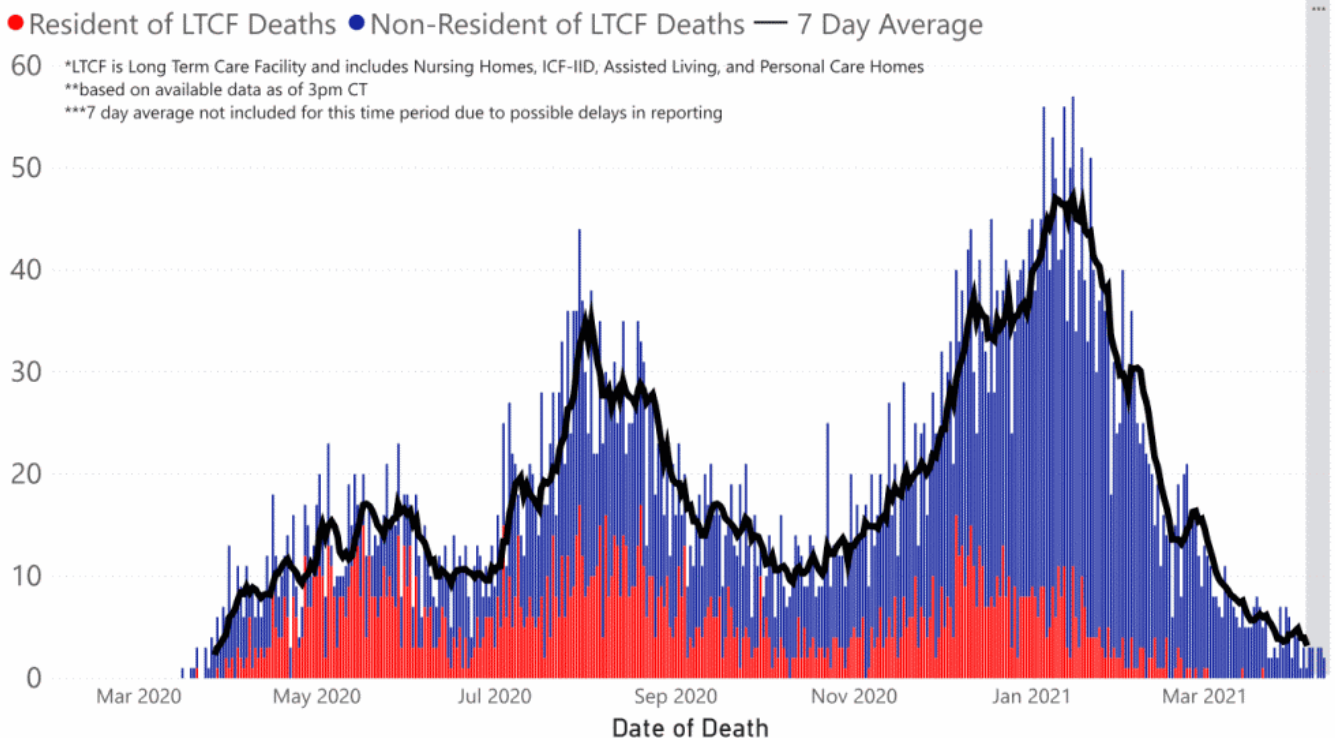
The charts below are based on available data at the time of publication. Charts do **not** include cases where insufficient details of the case are known.

COVID-19 Cases by Date* through April 12, 2021**, Mississippi



Note: Values up to two weeks in the past on the chart of Cases by Date above can change as we update it with new information from disease investigation.

COVID-19 LTCF* and Non-LTCF Deaths by Date of Death through April 12, 2021**, Mississippi



Weekly Statewide Data Charts

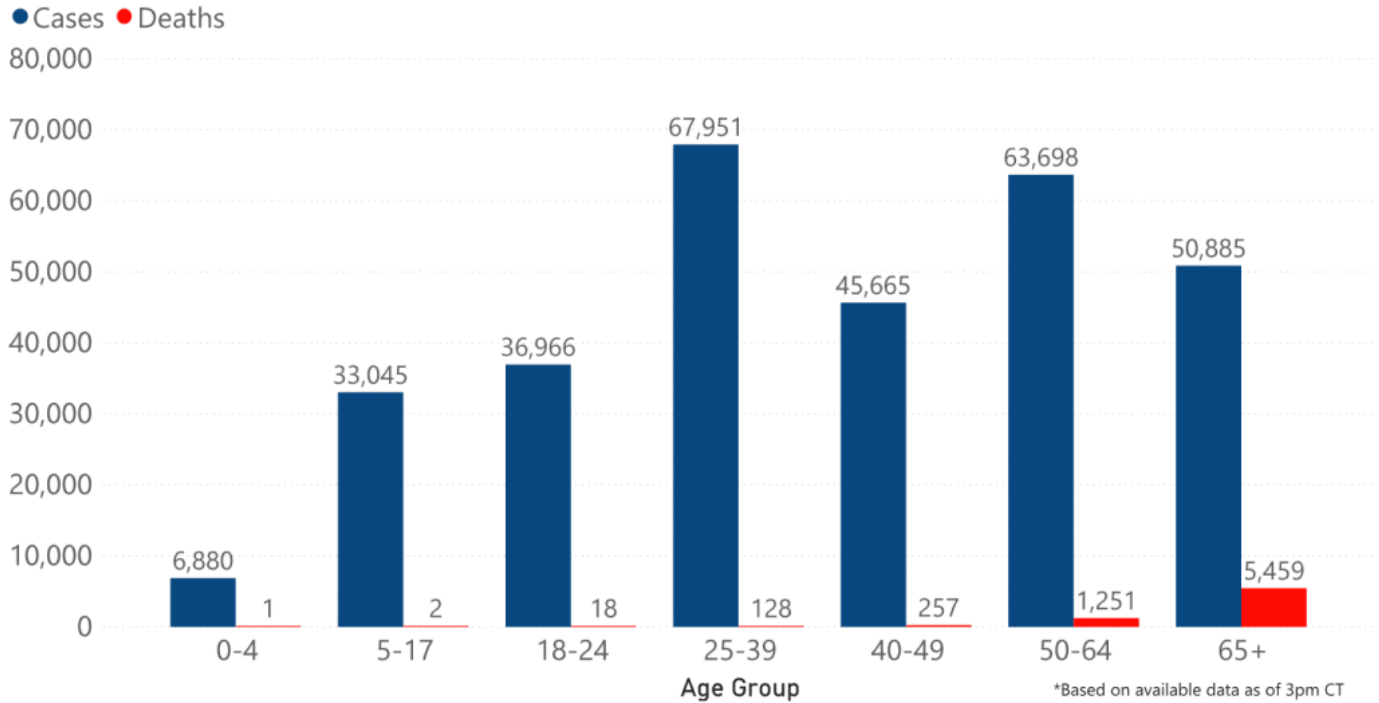
Includes:

- Cases, deaths and hospitalizations, analyzed by age, race/ethnicity, gender and other factors

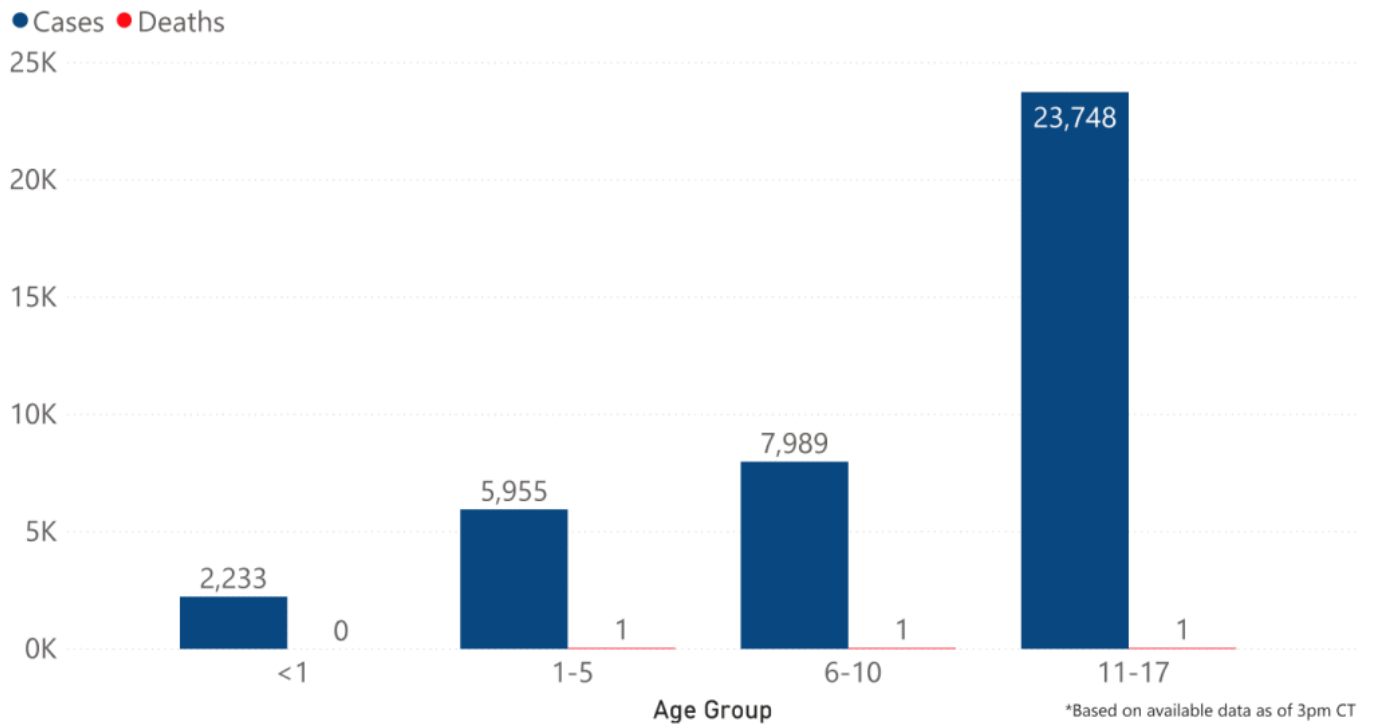
- MIS-C cases and deaths
- Counties with high COVID-19 cases and incidence
- Syndromic surveillance

▼ All weekly charts

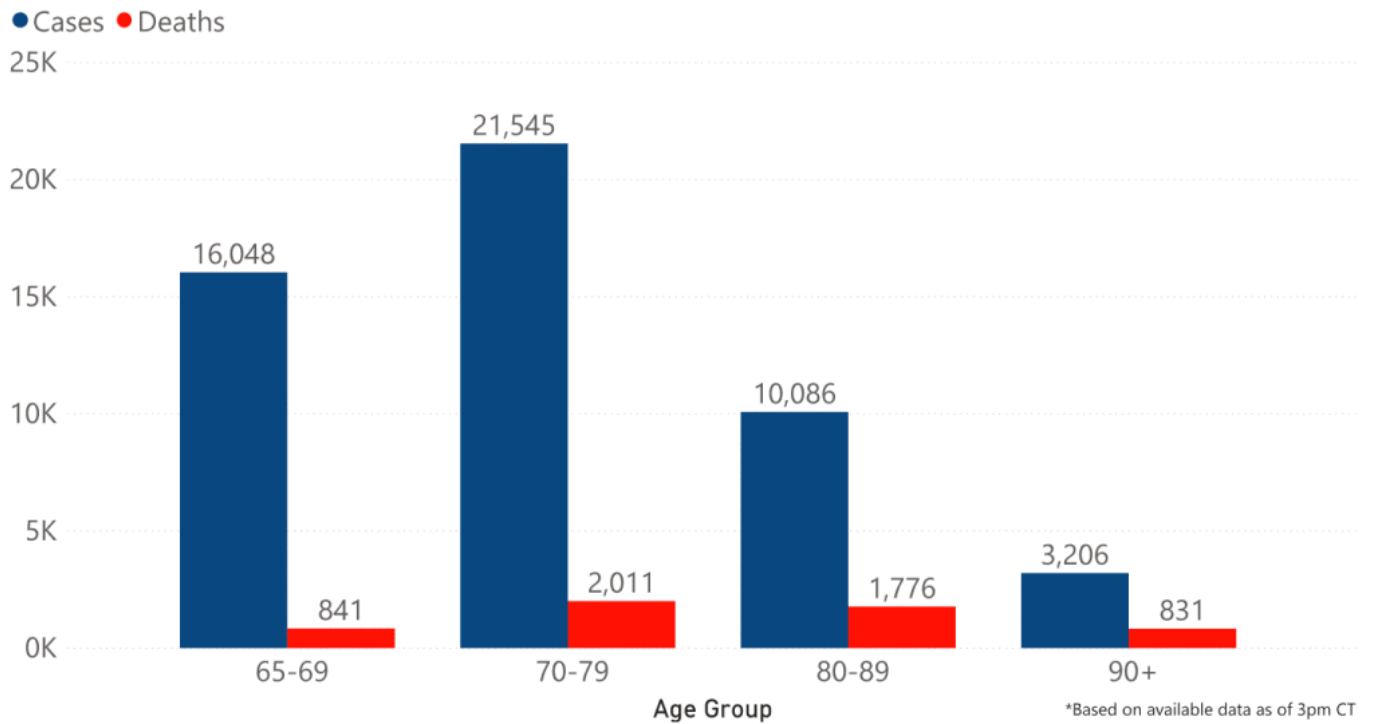
COVID-19 Cases and Deaths by Age Group through April 12, 2021*, Mississippi



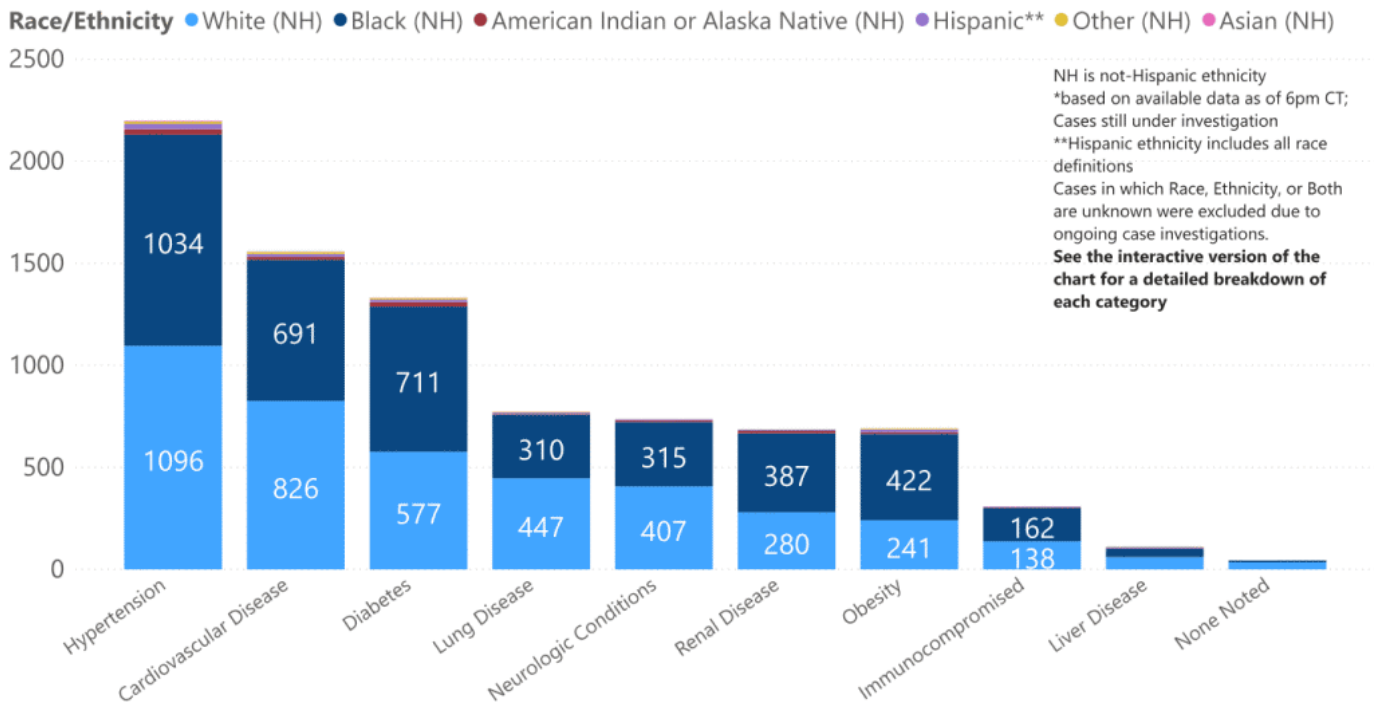
COVID-19 Pediatric Cases and Deaths by Age Group through April 12, 2021*, Mississippi



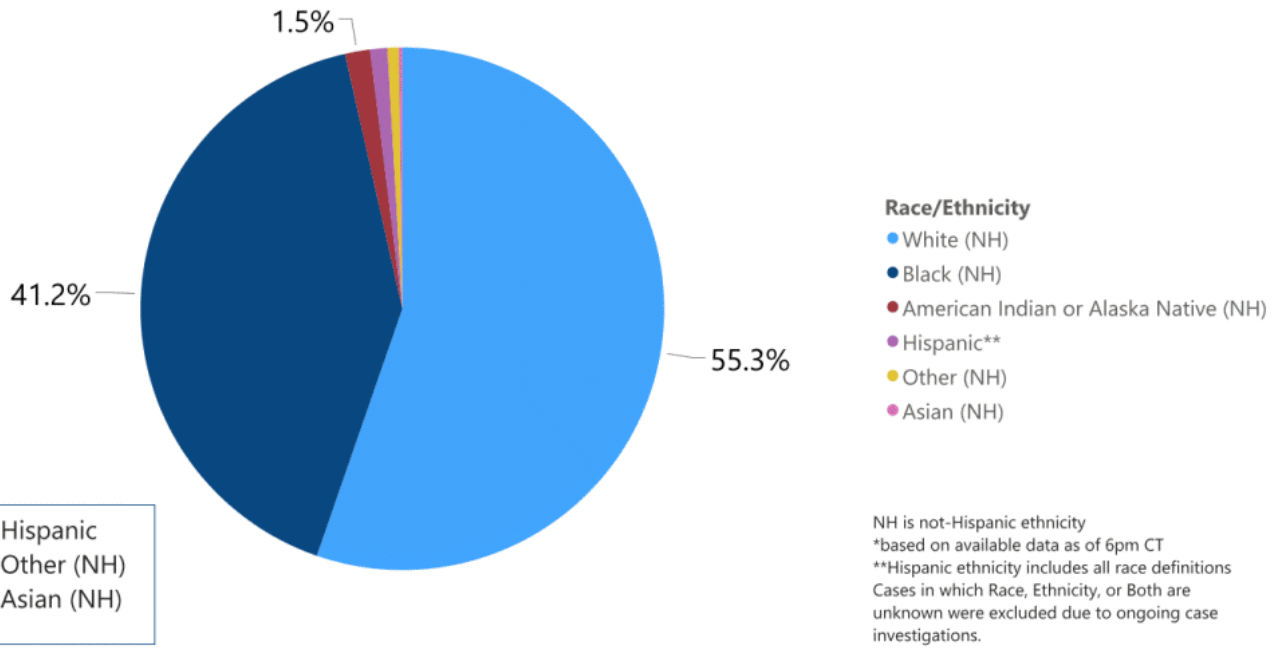
COVID-19 Geriatric Cases and Deaths by Age Group through April 12, 2021*, Mississippi



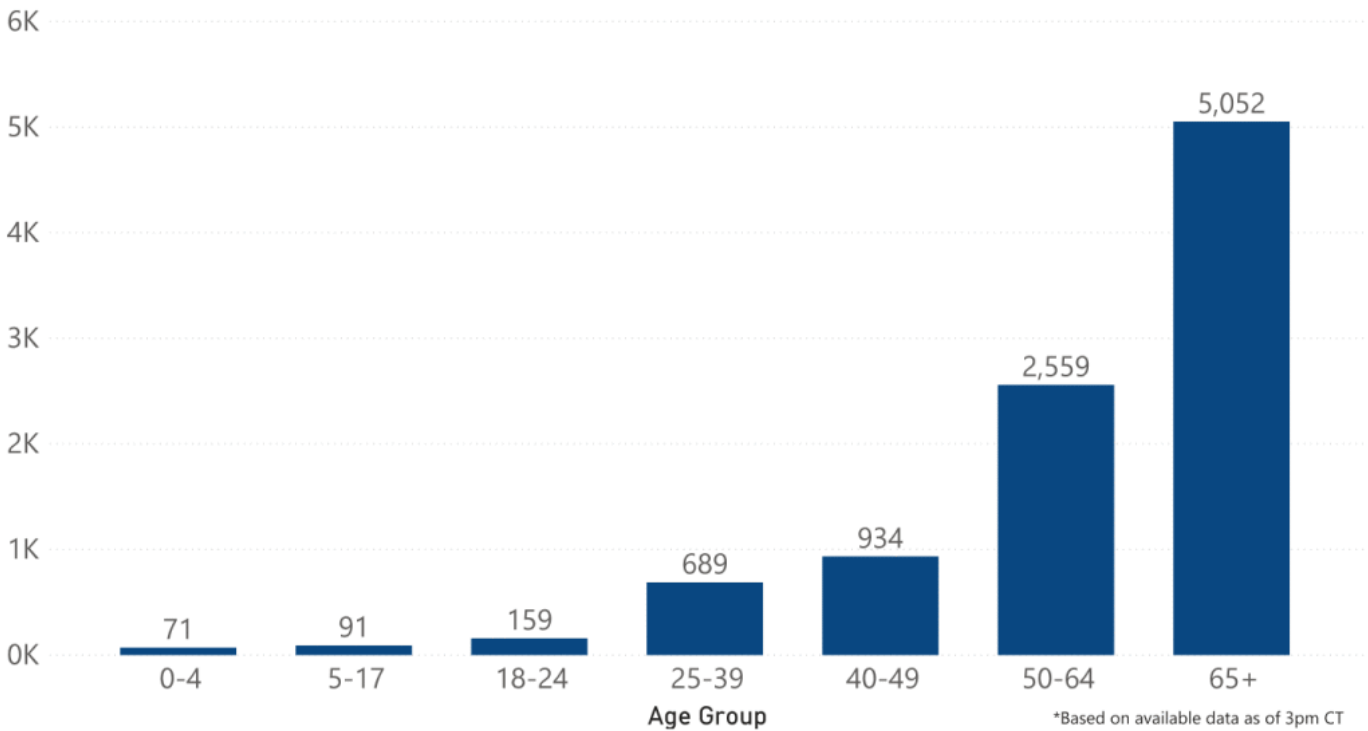
COVID-19 Underlying Conditions in Deaths by Race/Ethnicity through April 12, 2021*, Mississippi



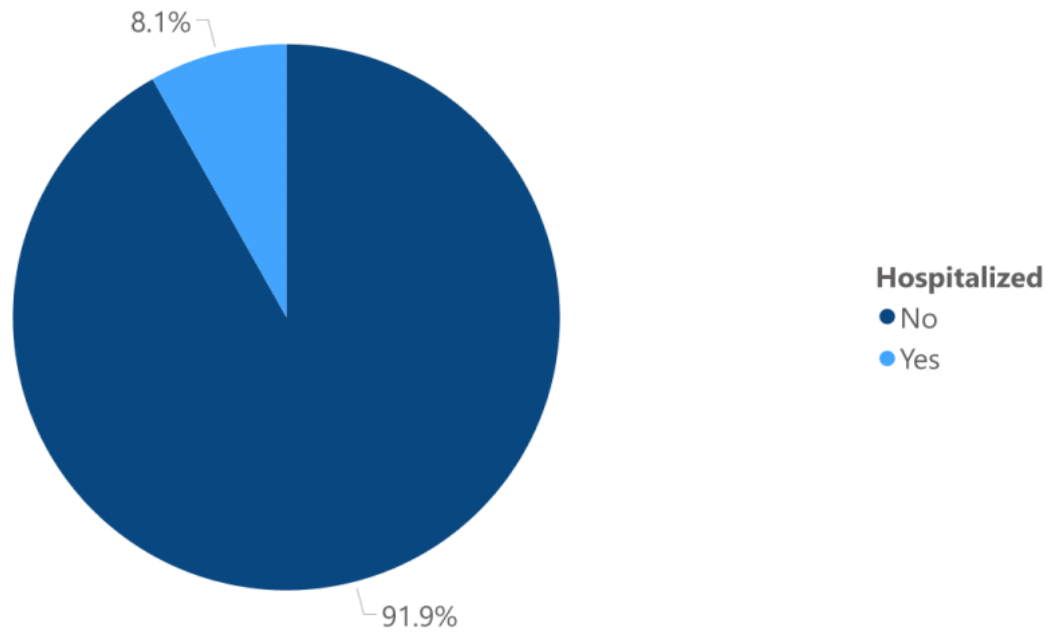
COVID-19 Deaths by Race/Ethnicity through April 12, 2021*, Mississippi



COVID-19 Hospitalized Cases by Age through April 12, 2021*, Mississippi



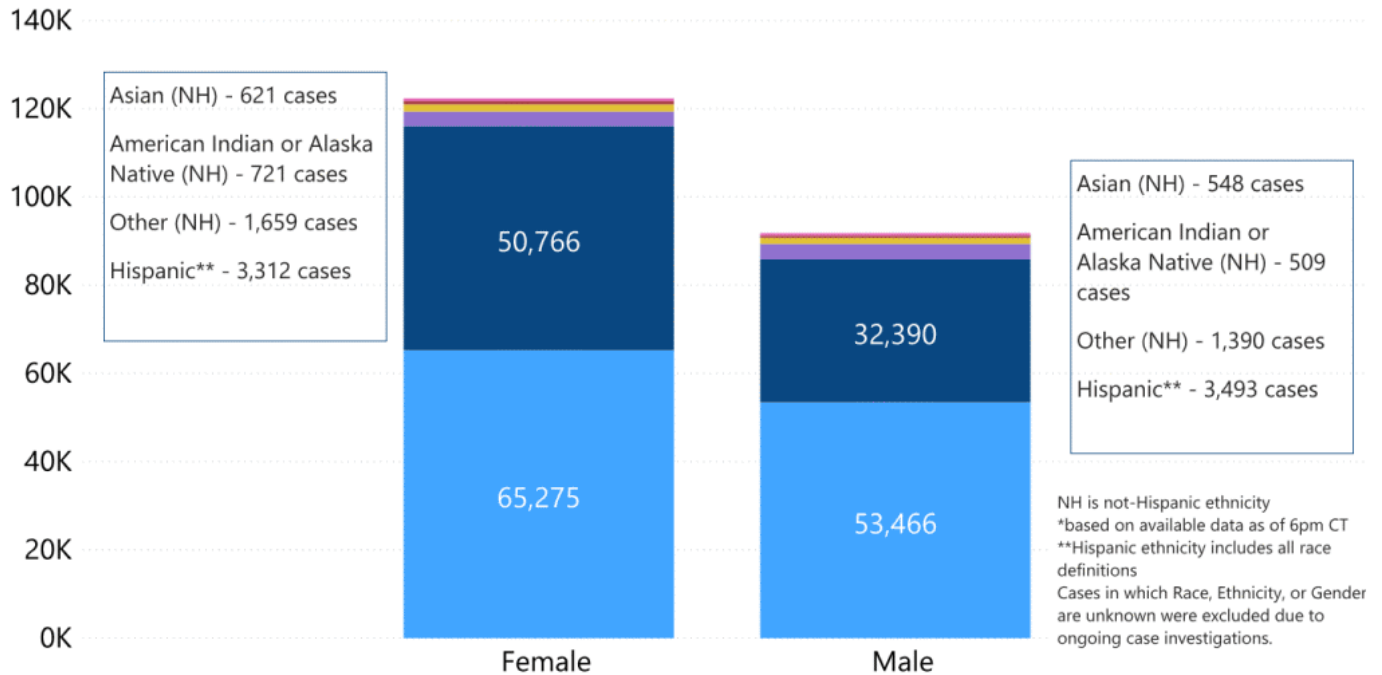
COVID-19 Cumulative Hospitalizations-Invstigated Cases April 12, 2021 *



* Cases in which hospitalization is unknown were excluded due to ongoing case investigations; based on available data as of 3pm CT

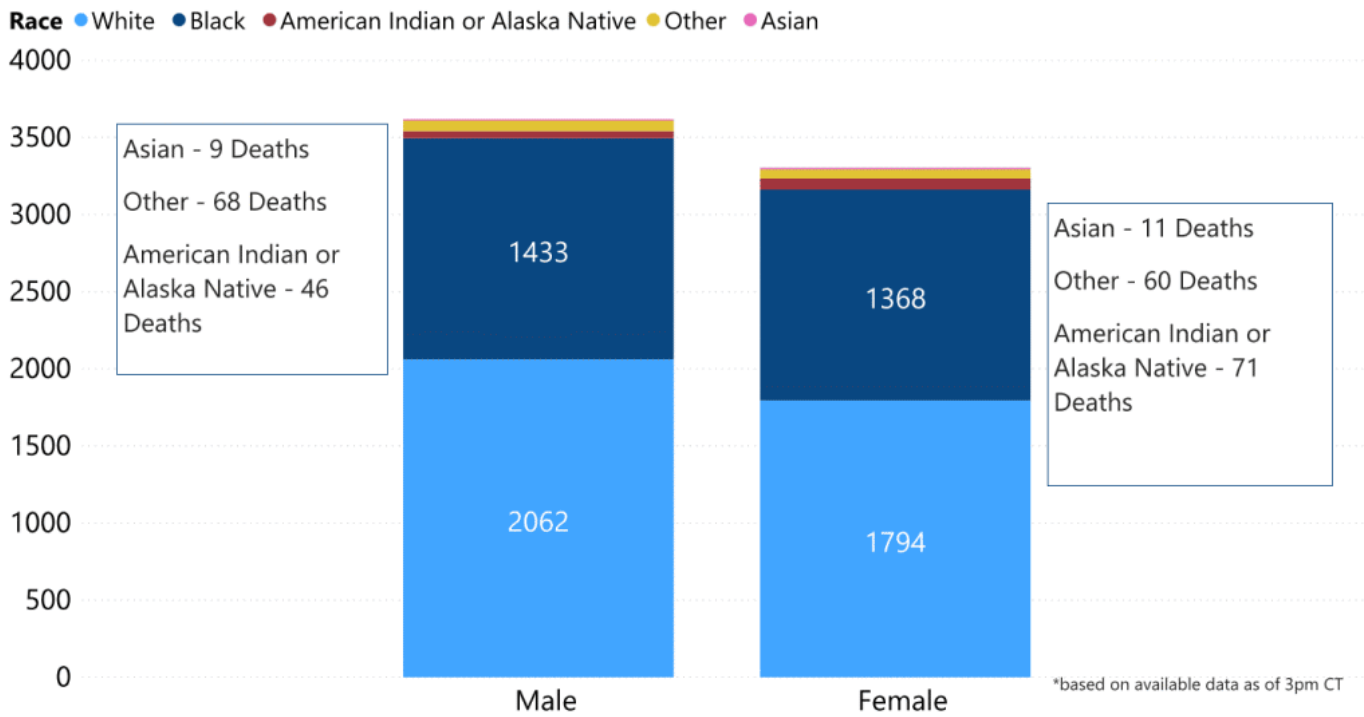
COVID-19 Cases by Race/Ethnicity and Gender through April 12, 2021*, Mississippi

Race/Ethnicity ● White (NH) ● Black (NH) ● Hispanic** ● Other (NH) ● American Indian or Alaska Native (NH) ● Asian (NH)

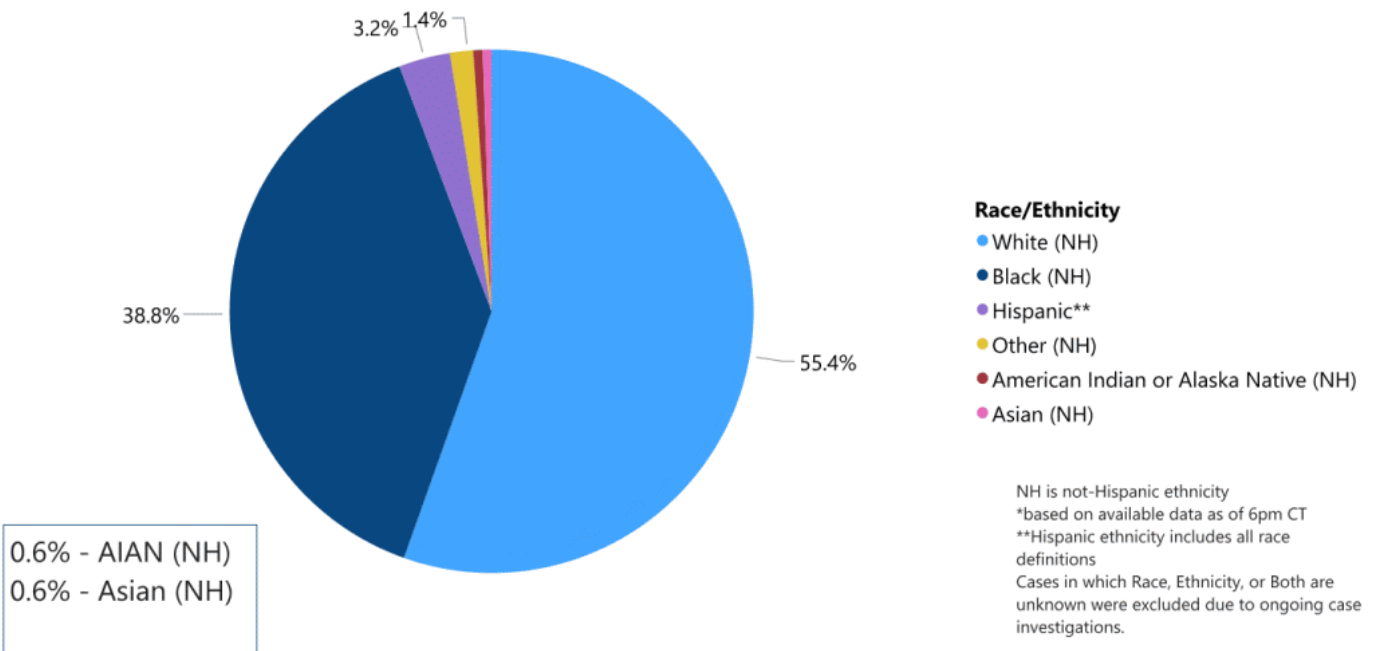


NH is not-Hispanic ethnicity
 *based on available data as of 6pm CT
 **Hispanic ethnicity includes all race definitions
 Cases in which Race, Ethnicity, or Gender are unknown were excluded due to ongoing case investigations.

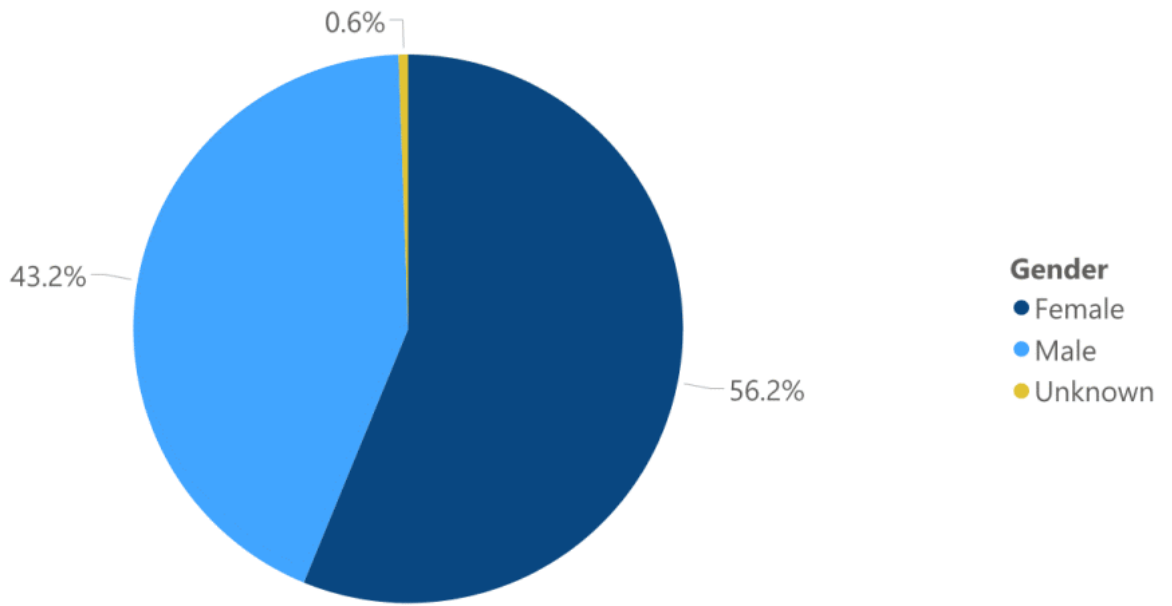
COVID-19 Deaths by Race and Gender through April 12, 2021*, Mississippi



COVID-19 Cases by Race/Ethnicity through April 12, 2021*, Mississippi



COVID-19 Cases by Gender through April 12, 2021*, Mississippi

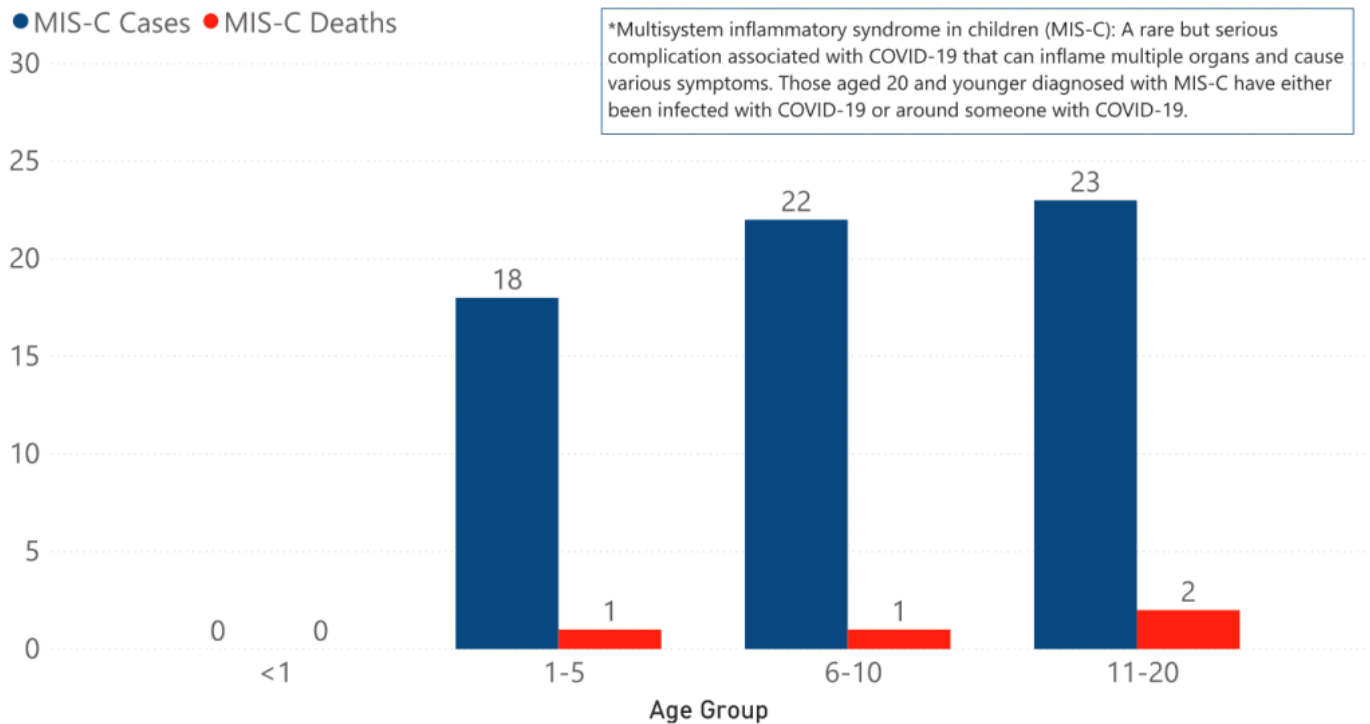


*Based on available data as of 3pm CT

Weekly Pediatric MIS-C Cases and Deaths

Multisystem inflammatory syndrome in children (MIS-C) is a rare but serious condition associated with COVID-19 that causes inflammation in many body parts, including the heart and other vital organs.

MIS-C* Cases and Deaths by Age Group through April 12, 2021, Mississippi



Weekly High Case and High Incidence Counties

Tracking counties with recent high numbers of COVID-19 cases, adjusted for population, provides insight on where local outbreaks are most serious, and where protective measures should be increased. For more accurate reporting, these weekly charts include sample collection dates only up to seven days in the past to allow for case investigation and delays in lab test reports.

Cases counts in these charts is based on the date of illness onset. If the date of illness is not known, the date the test sample was taken, or the date of test result reporting is used instead. Counts are adjusted as cases are investigated.

Counties are ranked by highest weekly case counts, and by weekly incidence (cases proportional to population). A separate table ranking all counties is also available. **All tables updated weekly.**

► [Full tables of counties ranked by weekly incidence and cases](#) PDF

COVID-19 High Incidence MS Counties Over 2 Week Period (March 23-April 5, 2021*)					
County	Cases (March 23-April 5)	Cases per 100,000 (March 23-April 5)	Cases to Date (through April 5)	Cases per 100,000 Total	Percent Change
YALOBUSHA	40	330.4	1579	13041.0	3%
LAFAYETTE	108	199.9	6004	11114.6	2%
TISHOMINGO	36	185.7	2219	11448.2	2%
AMITE	22	178.9	1197	9734.1	2%
LAUDERDALE	125	168.6	7138	9629.7	2%
CLARKE	26	167.3	1762	11337.8	1%
DESOTO	302	163.3	20707	11196.3	1%
COPIAH	45	160.3	2924	10418.7	2%
FRANKLIN	12	155.6	815	10566.6	1%
NEWTON	32	152.3	2442	11618.6	1%
HANCOCK	68	142.8	3714	7797.3	2%
SCOTT	40	142.2	3095	11004.8	1%

*based on available data as of 3pm CT
 Cases based on test date. Cases without test date excluded due to ongoing investigations.
 Table will be updated weekly. A one week lag is used for reporting.

COVID-19 High Case MS Counties Over 2 Week Period (March 23 - April 5, 2021*)

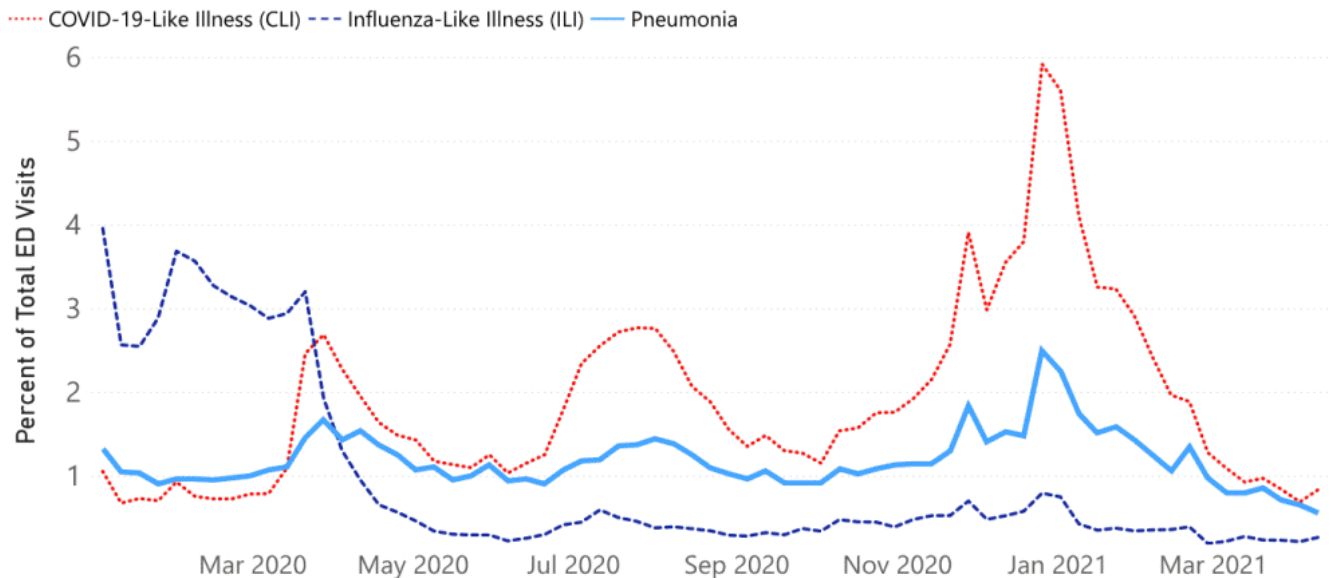
County	Cases (March 23-April 5)	Cases per 100,000 (March 23-April 5)	Cases to Date (through April 5)	Cases per 100,000 Total	Percent Change
DESOTO	302	163.3	20707	11196.3	1%
HINDS	230	99.2	19809	8544.3	1%
HARRISON	169	81.2	17458	8390.0	1%
RANKIN	132	85.0	13294	8561.8	1%
LAUDERDALE	125	168.6	7138	9629.7	2%
LAFAYETTE	108	199.9	6004	11114.6	2%
MADISON	103	96.9	9872	9289.4	1%
JACKSON	95	66.1	13077	9105.5	1%
HANCOCK	68	142.8	3714	7797.3	2%
LAMAR	59	93.1	6090	9614.3	1%
JONES	56	82.2	8285	12166.3	1%
FORREST	47	62.8	7512	10029.8	1%

*based on available data as of 3pm CT
 Cases based on test date. Cases without test date excluded due to ongoing investigations.
 Table will be updated weekly. A one week lag is used for reporting.

Syndromic Surveillance

Emergency department visits by those with symptoms characteristic of COVID-19, influenza and pneumonia, updated weekly.

Percentage of Emergency Department and Clinic visits for CLI, ILI, and Pneumonia Cases Weekly Statewide Summary, January 4, 2020 - April 10, 2021



*The graph represents syndromic surveillance data from emergency department visits, reported electronically by hospitals throughout the state, that are consistent with COVID-19-Like Illness (CLI), Influenza-Like Illness (ILI), and Pneumonia. Based on available data as of 6pm CT. Graph will be updated weekly.

Estimated Recoveries

Presumed COVID-19 cases recovered, estimated weekly (does not include cases still under investigation).

297,362

Presumed Recovered*

*Reflects Provisional Estimates. Presumed Recovered if:

1) It has been 14 days or more since the case tested positive, if they were not hospitalized

2) It has been 21 days or more since the case tested positive, if they were hospitalized or hospitalization was unknown.

All deaths excluded. Presumed recovered counts will be updated weekly.

U.S. and World Cases

- ▶ [COVID-19 cases in the United States \(CDC\)](#)
- ▶ [U.S. COVID-19 Tracker \(CDC\)](#)
- ▶ [COVID-19 Global Case Map \(Johns Hopkins University\)](#)

COVID-19 Testing

Statewide Combined Testing as of April 11

COVID-19 testing providers around the state include commercial laboratories, hospital labs and the MSDH Public Health Laboratory results from all these sources are combined in the table below. (Updated weekly)

PCR testing detects current, active COVID-19 infection in an individual.

Antibody (serology) testing identifies individuals with past COVID-19 infection based on antibodies they develop one to three weeks after infection.

Antigen testing is another way to identify current COVID-19 infection.

PCR tests	1,739,251
Serology (antibody) tests	89,336
Antigen tests	827,338
Total tests	2,655,925

Prevention and Guidance for Individuals and the Community

- ▶ [Preventive steps to take, recommendations, guidance and general information on COVID-19](#)

Get COVID-19 e-mail updates daily with our free newsletter:

Last reviewed on Mar 5,

2020

[error on this](#)

[email page](#)


[print](#)

Related resources

- ▶ [Free COVID-19 Testing and Local Testing Providers](#)
- ▶ [COVID-19 Guidance and Prevention for Individuals and the Community](#)
Updated April 1, 2021

More topics

- ▶ [\[Espanol, Tieng Viet, ASL \]](#)
- ▶ [County Data](#)
- ▶ [Handouts and Posters](#)
- ▶ [Healthcare Professionals](#)
- ▶ [Interactive Maps and Charts](#)
- ▶ [Prevention and Safety Guidance](#)
- ▶ [School Cases and Outbreaks](#)
- ▶ [Statewide COVID-19 Data](#)
- ▶ [Testing for COVID-19](#)
- ▶ [Vaccination Against COVID-19](#)



Stay home - Call in!

You can hold your WIC appointment by **phone** or on your **computer**.

Set up yours today!
Call your local WIC center

AGENCY

[About Us](#)

[Administration](#)

[Board of Health](#)

[County Offices](#)

[Institutional Review](#)

[Jobs](#)

[Locations](#)

[Public Health Laboratory](#)

[RFPs/Grants](#)

[More »](#)

[Intranet](#)

[OHIT+ER Service Center](#)

[Webmail](#)

INFORMATION

[Apps](#)

[Calendar of Events](#)

[Contact Us](#)

[Meetings](#)

[Health Resources](#)

[Hotlines](#)

[Locations](#)

[News](#)

[Newsletter](#)

[Phone Numbers](#)

[Español](#)

I NEED A ...

[Birth Certificate](#)

[Certificate of Need](#)

[Children's Health Insurance](#)

[Complaint Form](#)

[Criminal History Check](#)

[Death Certificate](#)

[Divorce Record](#)

[Food Permit](#)

[Immunization Record](#)

[J-1 Visa](#)

[License Verification](#)

[Marriage Record](#)

[Professional License](#)

[Public Records Request](#)

[Wastewater Application](#)

PUBLICATIONS

[Annual Report](#)

[CON Weekly Reports](#)

[Health Facilities Directory](#)

[Mississippi Morbidity Reports](#)

[Public Health Report](#)

[State Health Plan](#)

Strategic Plan

[More »](#)

Mississippi State Department of Health • 570 East Woodrow Wilson Dr • Jackson, MS 39216 • 866-HLTHY4U • [Contact and information](#)

