

Menu



## Coronavirus Disease 2019 (COVID-19)

*Updated April 15, 2021*

### Healthcare Professionals

Guidance and more →

- ▶ [Healthcare guidance](#)
- ▶ [Electronic reporting](#)
- ▶ [Vaccine providers](#)
- ▶ [Specimens](#)
- ▶ [Lab dropoff](#)
- ▶ [Facilities guidance](#)
- ▶ [MS-HAN Alerts](#)

#### [ALL HEALTHCARE](#)

### Current Cases and Statistics

County and state data →

- ▶ [Today's update](#)
- ▶ [State data and reports](#)
- ▶ [County data](#)
- ▶ [Charts and maps](#)
- ▶ [Hospitalizations](#)
- ▶ [Lab testing](#)
- ▶ [Recoveries](#)

#### [ALL STATISTICS](#)

### Vaccination, Safety and Testing

Stopping the spread →

- ▶ [Vaccinations](#)
- ▶ [Getting tested](#)
- ▶ [Personal protection](#)

- ▶ [Gatherings and events](#)
- ▶ [Business and community](#)
- ▶ [School guidelines](#)
- ▶ [Long-term care facilities](#)

[ALL GUIDANCE](#)

## General Information

- ▶ [Mississippi COVID-19 Hotline \(7 days a week, 7 a.m.-7 p.m.\): 877-978-6453](#)
- ▶ [COVID-19 overview, questions and answers, and resources in other languages](#)

## COVID-19 in Mississippi

### New Cases and Deaths as of April 14

#### NEW CASES

**410**

New COVID-19 positive test results reported to MSDH as of 3 p.m. yesterday.

#### TOTAL MISSISSIPPI CASES

**308,521**

- ▶ [Totals by county](#)

#### NEW DEATHS

**6**

New COVID-19 related deaths reported to MSDH as of 3 p.m. yesterday.

Three deaths occurred between March 29 and April 10 in the counties below:

- ▶ [County list](#)

Three deaths occurred between August 5 and April 8, identified from death certificate reports.

- ▶ [County list](#)

## TOTAL MISSISSIPPI DEATHS

7,127

▶ [Totals by county](#)

## LTC OUTBREAKS

19

Current outbreaks in long-term care (LTC) facilities only. (See [LTC facility outbreak definition](#).)

▶ [Cases by county](#)

**About our case counts:** We currently update our case totals each day based on test results from the previous day. Outside laboratories also report positive test results to us, which are included in our totals. Multiple positive tests for the same individual are counted only once. County case numbers and deaths may change as investigation finds new or additional information.

## Statewide COVID-19 Data and Reports

▶ [K-12 School Reports](#)

Weekly COVID-19 cases, outbreaks and exposure reported by Mississippi schools

▶ [Long-Term Care Facility and Residential Care Facility COVID-19 Reports](#)

Data reported directly to MSDH by the facility; cases and deaths in these reports may not yet be included in our totals of lab-reported cases.

▶ [Ongoing Outbreaks in Nursing Homes](#)

A wide variety of data from the Centers for Medicare and Medicaid (CMS)

▶ [Deaths from COVID-19 and Other Causes](#) PDF

Provisional counts by week of deaths from COVID-19, pneumonia/influenza, and heart disease

▶ [Laboratory Testing](#)

Number and type of COVID-19 tests performed

▶ [Mississippi COVID-19 Vaccination Report](#) PDF

Vaccinations distributed and administered as reported to MSDH by vaccination providers

▶ [Statewide data charts](#)

## County COVID-19 Data

### Variant Strains

▶ [COVID-19 cases by variant type](#) PDF

cases by county, updated weekly

### Race and Ethnicity

▶ [Total COVID-19 cases and deaths by county, race and ethnicity](#) PDF

Current and past data tables, updated daily

## Data Snapshots for Individual Counties

- ▶ [Weekly COVID-19 snapshots for each Mississippi county](#)

## High Cases and Incidence

- ▶ [Map of Mississippi counties by 7-day incidence](#)
- ▶ [Table of counties ranked by weekly cases and incidence](#)

## Cumulative Cases and Deaths by County

**Totals of all reported COVID-19 cases, including those in long-term care (LTC) facilities.**

*The numbers in this table are provisional. County case numbers and deaths may change as investigation finds new or additional information.*

County	Total Cases	Total Deaths	Total LTC Facility Cases	Total LTC Facility Deaths
<a href="#">Adams</a>	2468	82	83	16
<a href="#">Alcorn</a>	2988	65	130	20
<a href="#">Amite</a>	1207	41	55	9
<a href="#">Attala</a>	2135	73	175	36
<a href="#">Benton</a>	974	25	46	10
<a href="#">Bolivar</a>	4775	129	232	31
<a href="#">Calhoun</a>	1652	31	36	6
<a href="#">Carroll</a>	1209	26	51	10
<a href="#">Chickasaw</a>	2052	57	60	15
<a href="#">Choctaw</a>	737	17	1	0
<a href="#">Claiborne</a>	1013	30	45	9
<a href="#">Clarke</a>	1775	76	123	31
<a href="#">Clay</a>	1830	54	38	5
<a href="#">Coahoma</a>	2903	78	129	12
<a href="#">Copiah</a>	2939	65	83	11
<a href="#">Covington</a>	2549	80	137	39
<a href="#">De Soto</a>	20901	250	113	24
<a href="#">Forrest</a>	7537	147	227	51
<a href="#">Franklin</a>	827	23	40	4
<a href="#">George</a>	2383	47	59	8
<a href="#">Greene</a>	1296	33	52	6
<a href="#">Grenada</a>	2562	84	155	32
<a href="#">Hancock</a>	3733	85	69	14
<b>Total</b>	<b>308,521</b>	<b>7,127</b>	<b>10,438</b>	<b>1,973</b>

County	Total Cases	Total Deaths	Total LTC Facility Cases	Total LTC Facility Deaths
Harrison	17551	302	485	68
Hinds	19953	410*	804	131*
Holmes	1869	72	104	20
Humphreys	944	32	34	9
Issaquena	168	6	0	0
Itawamba	2974	77	134	23
Jackson	13141	243	240	35
Jasper	2199	48	43	2
Jefferson	648	28	41	7
Jefferson Davis	1054	32	9	1
Jones	8308	161	220	42
Kemper	956	28	44	9
Lafayette	6063	117	187	55
Lamar	6132	84	54	13
Lauderdale	7221	237	443	100
Lawrence	1266	23	27	2
Leake	2614	73	88	15
Lee	9886	170	222	41
Leflore	3470	124	236	52
Lincoln	3883	109	197	40
Lowndes	6286	144	256	63
Madison	9949	211	368	69
Marion	2662	79	158	24
Marshall	4283	101	64	15
Monroe	4061	132	190	55
Montgomery	1257	42	54	9
Neshoba	4001	176	203	59
Newton	2455	61	87	15
Noxubee	1265	33	35	6
Oktibbeha	4570	97	222	36
Panola	4456	103	104	15
Pearl River	4433	141	188	37
Perry	1252	38	21	8
<b>Total</b>	<b>308,521</b>	<b>7,127</b>	<b>10,438</b>	<b>1,973</b>

County	Total Cases	Total Deaths	Total LTC Facility Cases	Total LTC Facility Deaths
Pike	3205	105	135	35
Pontotoc	4175	72	86	12
Prentiss	2765	59	99	15
Quitman	789	16	0	0
Rankin	13358	276	392	61
Scott	3112	72	115	18
Sharkey	498	17	43	8
Simpson	2894	86	157	20
Smith	1592	34	66	8
Stone	1795	31	85	14
Sunflower	3307	89	122	20
Tallahatchie	1759	40	50	7
Tate	3250	82	80	19
Tippah	2851	68	119	13
Tishomingo	2224	67	102	27
Tunica	1030	25	18	2
Union	4046	75	131	23
Walthall	1310	43	69	13
Warren	4294	118	170	37
Washington	5288	133	191	39
Wayne	2614	41	69	11
Webster	1137	32	61	12
Wilkinson	649	28	25	5
Winston	2260	81	130	39
Yalobusha	1597	36	82	22
Yazoo	3047	69	140	18
<b>Total</b>	<b>308,521</b>	<b>7,127</b>	<b>10,438</b>	<b>1,973</b>

\* Note: One death previously reported in Hinds County was determined not to be COVID-19 related, and has been removed.

### Case Classifications

Mississippi investigates and reports both probable and confirmed cases and deaths according to the [CSTE case definition](#).

	Confirmed	Probable	Total
--	-----------	----------	-------

	Confirmed	Probable	Total
Cases	188,856	119,665	308,521
Deaths	4,926	2,201	7,127

Confirmed cases and deaths are generally determined by positive PCR tests, which detect the presence of ongoing coronavirus infection.

Probable cases are those who test positive by other testing methods such as antibody or antigen, and have recent symptoms consistent with COVID-19, indicating a recent infection.

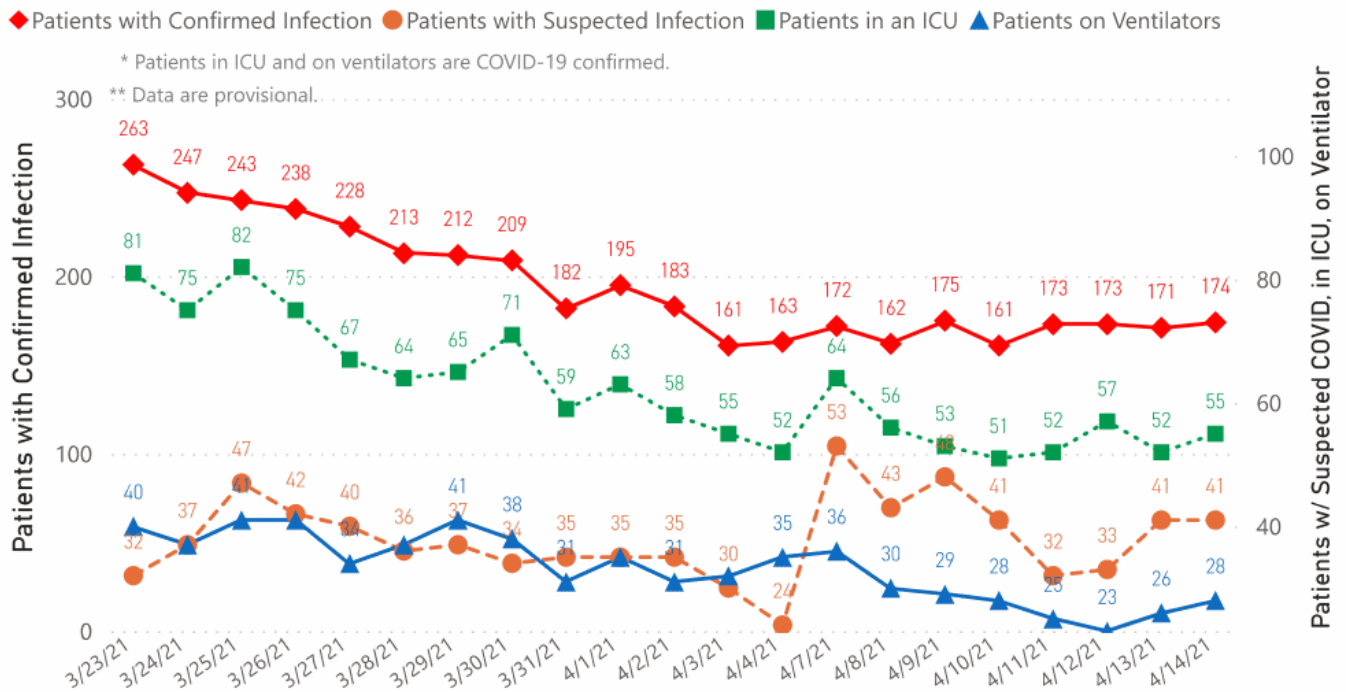
Probable deaths are those individuals with a designation of COVID-19 as a cause of death on the death certificate, but where no confirmatory testing was performed.

## Mississippi COVID-19 Data Charts and Maps

### Hospitalizations and Bed Availability

▶ [View interactive hospitalization charts](#)

#### COVID-19 Hospitalizations Reported by MS Hospitals, 3/25/21-4/14/21 \*,\*\*



**Correction:** Hospitalizations for April 13 have been corrected to 171 from 161.

Hospitalization Trend to Date

*Updated weekly*



## Hospital Bed Availability

**Updated daily (interactive)**



## Daily Case Maps

[View all interactive maps](#)

## Recent COVID-19 Activity

The chart below shows counties according to COVID-19 incidence (cases by population) over the last 7 days. Also see [weekly county incidence tables](#)



Mississippi COVID-19 Cases Incidence Rate \*  
as of April 14, 2021

## Mississippi

7 Day Average  
New Cases

**238.6**

7 Day Average  
Incidence Rate \*

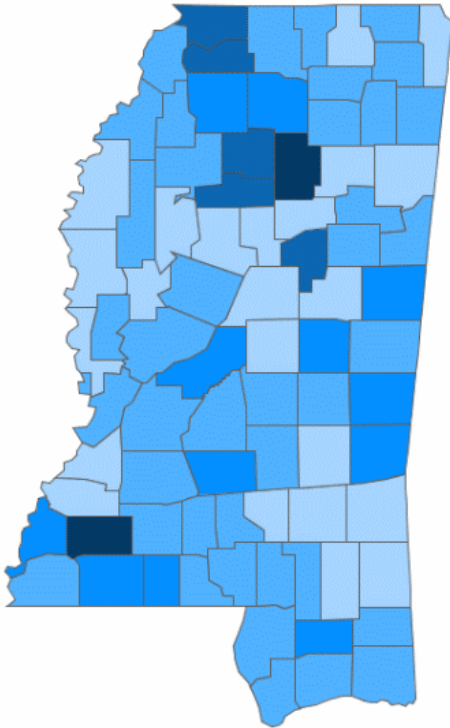
**7.7**

Cumulative Cases

**308,521**

2019 Estimated Population

**2,976,149**



● <5.0 ● 5.0 to 10.0 ● 10.0 to 15.0 ● 15.0 to 20.0 ● >20.0

\* Based on average daily new cases of past 7 days per 100,000 population.

County	Incidence Rate	New Cases (7-Day Avg)	2019 Est. Population
Franklin	22.2	1.7	7,713
Calhoun	21.9	3.1	14,361
Choctaw	19.1	1.6	8,210
Grenada	18.6	3.9	20,758
Yalobusha	17.7	2.1	12,108
Tate	16.1	4.6	28,321
DeSoto	15.4	28.6	184,945
Lafayette	13.8	7.4	54,019
Neshoba	13.2	3.9	29,118
Stone	13.2	2.4	18,336

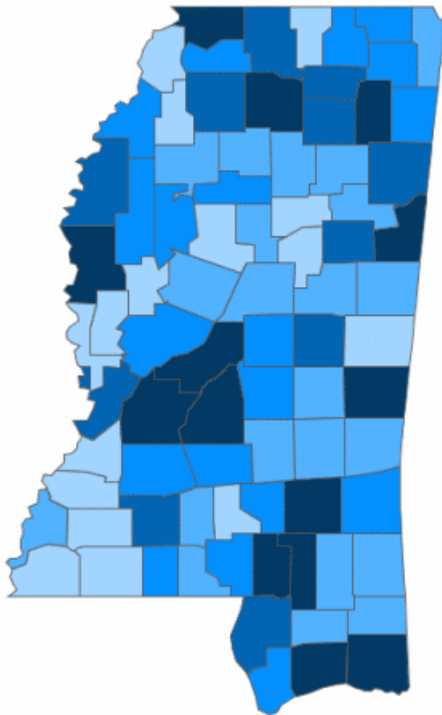
### Cumulative COVID-19 Cases

Total cases and deaths by county since the start of the pandemic. Also see [weekly estimate of recoveries](#)

Mississippi COVID-19  
Cases and Deaths by Race with Ethnicity  
as of 3 pm CT, April 14, 2021

# Mississippi

Total Cases  
**308,521**



● 1 to 1250 ● 1251 to 2500 ● 2501 to 3750 ● 3751 to 5000 ● >5000

	American Indian or Alaska Native	Asian	Black	White	Other	Unknown
Non Hispanic	1,234	1,172	83,498	119,261	3,073	2,586
Hispanic	60	37	433	1,993	3,602	728
Unknown Ethnicity	1,014	344	17,759	27,164	7,522	37,041

Total Deaths  
**7,127**

	American Indian or Alaska Native	Asian	Black	White	Other	Unknown
Non Hispanic	91	12	2,440	3,275	42	19
Hispanic	1	1	8	31	20	2
Unknown Ethnicity	25	7	364	561	67	161

## Daily Statewide Data Charts

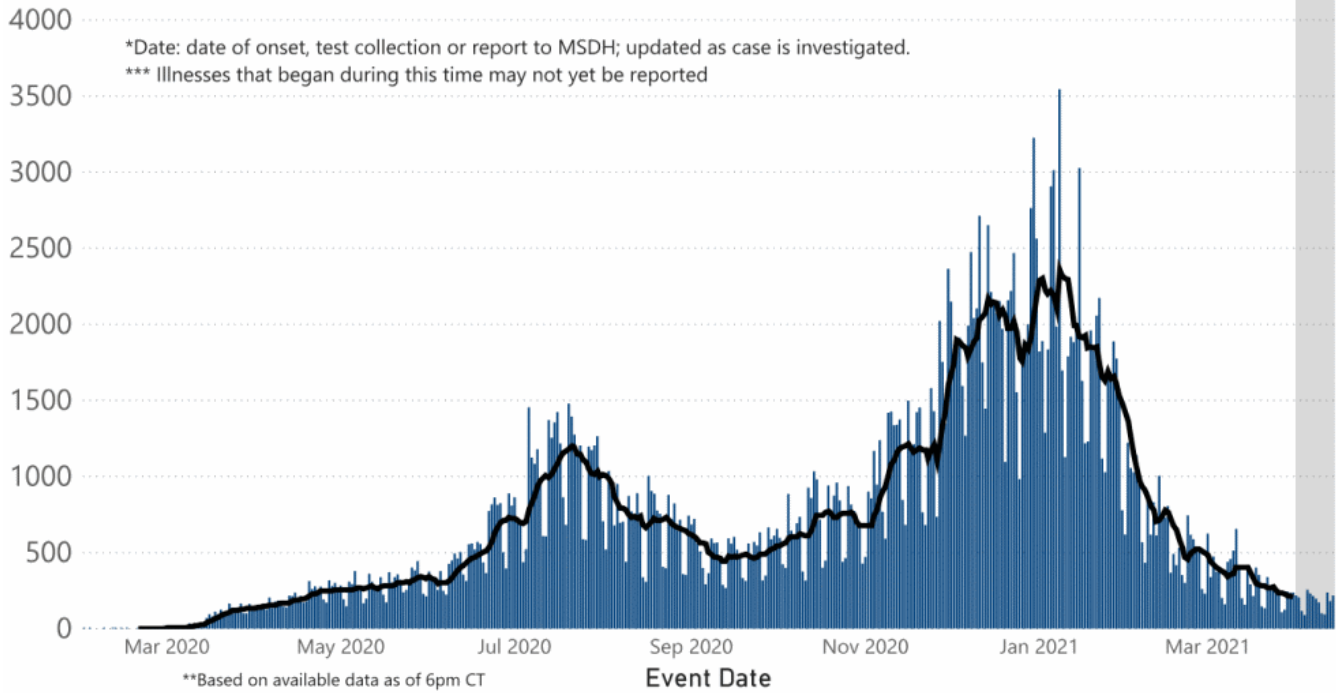
Our state case map and other data charts are also available in interactive form.

▶ [View interactive epidemiological and surveillance charts](#)

The charts below are based on available data at the time of publication. Charts do not include cases where insufficient details of the case are known.

## COVID-19 Cases by Date\* through April 14, 2021\*\*, Mississippi

● Cases — 7 Day Average

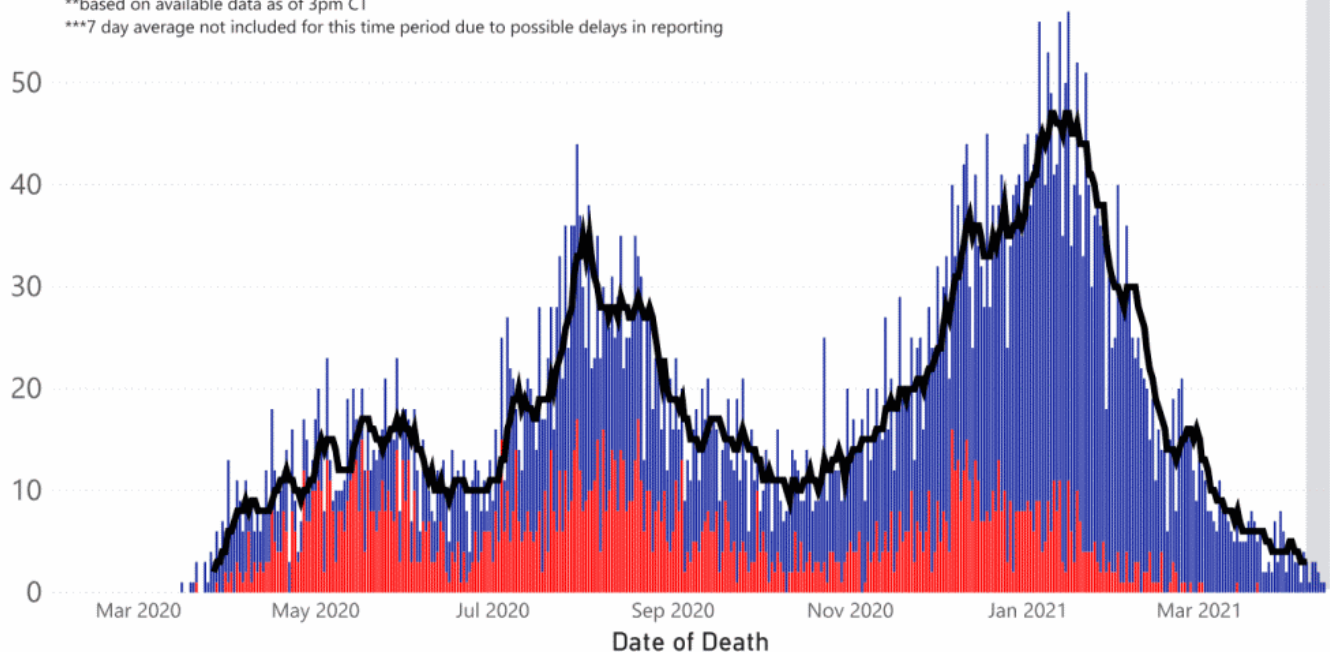


**Note:** Values up to two weeks in the past on the chart of Cases by Date above can change as we update it with new information from disease investigation.

## COVID-19 LTCF\* and Non-LTCF Deaths by Date of Death through April 14, 2021\*\*, Mississippi

● Resident of LTCF Deaths ● Non-Resident of LTCF Deaths — 7 Day Average

60 \*LTCF is Long Term Care Facility and includes Nursing Homes, ICF-IID, Assisted Living, and Personal Care Homes  
\*\*based on available data as of 3pm CT  
\*\*\*7 day average not included for this time period due to possible delays in reporting



## Weekly Statewide Data Charts

**Includes:**

- Cases, deaths and hospitalizations, analyzed by age, race/ethnicity, gender and other factors

- MIS-C cases and deaths
- Counties with high COVID-19 cases and incidence
- Syndromic surveillance

▶ [All weekly charts](#)

## Estimated Recoveries

Presumed COVID-19 cases recovered, estimated weekly (does not include cases still under investigation).

COVID-19 Presumed Recovered Cases through April 12, 2021, Mississippi

297,362  
Presumed Recovered\*

\*Reflects Provisional Estimates. Presumed Recovered if:

- 1) It has been 14 days or more since the case tested positive, if they were not hospitalized
- 2) It has been 21 days or more since the case tested positive, if they were hospitalized or hospitalization was unknown.

All deaths excluded. Presumed recovered counts will be updated weekly.

---

## U.S. and World Cases

- ▶ [COVID-19 cases in the United States \(CDC\)](#)
- ▶ [U.S. COVID-19 Tracker \(CDC\)](#)
- ▶ [COVID-19 Global Case Map \(Johns Hopkins University\)](#)

---

## COVID-19 Testing

### Statewide Combined Testing as of April 11

COVID-19 testing providers around the state include commercial laboratories, hospital labs and the MSDH Public Health Laboratory results from all these sources are combined in the table below. (Updated weekly)

PCR testing detects current, active COVID-19 infection in an individual.

Antibody (serology) testing identifies individuals with past COVID-19 infection based on antibodies they develop one

to three weeks after infection.

Antigen testing is another way to identify current COVID-19 infection.

PCR tests	1,739,251
Serology (antibody) tests	89,336
Antigen tests	827,338
Total tests	2,655,925

▶ [Getting tested for COVID-19](#)

---

## Prevention and Guidance for Individuals and the Community

▶ [Preventive steps to take, recommendations, guidance and general information on COVID-19](#)

Get COVID-19 e-mail updates daily with our free newsletter:



Last reviewed on Mar 5,

2020

[error on this page?](#)

[email page](#)

[print](#)

### *Related resources*

- ▶ [Free COVID-19 Testing and Local Testing Providers](#)
- ▶ [COVID-19 Guidance and Prevention for Individuals and the Community](#)  
Updated April 1, 2021

### *More topics*

- ▶ [\[ Espanol, Tieng Viet, ASL \]](#)
- ▶ [County Data](#)
- ▶ [Handouts and Posters](#)
- ▶ [Healthcare Professionals](#)
- ▶ [Interactive Maps and Charts](#)
- ▶ [Prevention and Safety Guidance](#)
- ▶ [School Cases and Outbreaks](#)
- ▶ [Statewide COVID-19 Data](#)
- ▶ [Testing for COVID-19](#)
- ▶ [Vaccination Against COVID-19](#)

The advertisement features a laptop on the left with a person's hands typing on the keyboard. The laptop screen displays the text "Visit us remotely!" in blue, a green brushstroke underline, and the MISSISSIPPI WIC logo (with "WIC" in large, colorful letters) and "Women, Infants and Children" below it. To the right of the laptop, the text reads: "Stay home - Call in!" in bold black, followed by "You can hold your WIC appointment by phone or on your computer." where "phone" is green and "computer" is blue. At the bottom right, it says "Set up yours today!" in bold red, with "Call your local WIC center" in smaller black text below it.

## AGENCY

---

[About Us](#)

[Administration](#)

[Board of Health](#)

[County Offices](#)

[Institutional Review](#)

[Jobs](#)

[Locations](#)

[Public Health Laboratory](#)

[RFPs/Grants](#)

[More »](#)

---

[Intranet](#)

[OHIT+ER Service Center](#)

[Webmail](#)

## INFORMATION

---

[Apps](#)

[Calendar of Events](#)

[Contact Us](#)

[Meetings](#)

[Health Resources](#)

[Hotlines](#)

[Locations](#)

[News](#)

[Newsletter](#)

[Phone Numbers](#)

[Español](#)

## I NEED A ...

---

[Birth Certificate](#)

[Certificate of Need](#)

[Children's Health Insurance](#)

[Complaint Form](#)

[Criminal History Check](#)

[Death Certificate](#)

[Divorce Record](#)

[Food Permit](#)

[Immunization Record](#)

[J-1 Visa](#)

[License Verification](#)

[Marriage Record](#)

[Professional License](#)

[Public Records Request](#)  
[Wastewater Application](#)

**PUBLICATIONS**

---

[Annual Report](#)

[CON Weekly Reports](#)

[Health Facilities Directory](#)

[Mississippi Morbidity Reports](#)

[Public Health Report](#)

[State Health Plan](#)

[Strategic Plan](#)

[More »](#)

Mississippi State Department of Health • 570 East Woodrow Wilson Dr • Jackson, MS 39216 • 866-HLTHY4U • [Contact and information](#)

