

Menu



Coronavirus Disease 2019 (COVID-19)

Updated April 16, 2021

Healthcare Professionals

Guidance and more →

- ▶ [Healthcare guidance](#)
- ▶ [Electronic reporting](#)
- ▶ [Vaccine providers](#)
- ▶ [Specimens](#)
- ▶ [Lab dropoff](#)
- ▶ [Facilities guidance](#)
- ▶ [MS-HAN Alerts](#)

[ALL HEALTHCARE](#)

Current Cases and Statistics

County and state data →

- ▶ [Today's update](#)
- ▶ [State data and reports](#)
- ▶ [County data](#)
- ▶ [Charts and maps](#)
- ▶ [Hospitalizations](#)
- ▶ [Lab testing](#)
- ▶ [Recoveries](#)

[ALL STATISTICS](#)

Vaccination, Safety and Testing

Stopping the spread →

- ▶ [Vaccinations](#)
- ▶ [Getting tested](#)
- ▶ [Personal protection](#)
- ▶ [Gatherings and events](#)

- ▶ [Business and community](#)
- ▶ [School guidelines](#)
- ▶ [Long-term care facilities](#)

ALL GUIDANCE

General Information

- ▶ Mississippi COVID-19 Hotline (7 days a week, 7 a.m.–7 p.m.): **877-978-6453**
- ▶ [COVID-19 overview, questions and answers, and resources in other languages](#)

COVID-19 in Mississippi

New Cases and Deaths as of April 15

NEW CASES

216

New COVID-19 positive test results reported to MSDH as of 3 p.m. yesterday.

TOTAL MISSISSIPPI CASES

308,737

- ▶ [Totals by county](#)

NEW DEATHS

12

New COVID-19 related deaths reported to MSDH as of 3 p.m. yesterday.

Two deaths occurred on April 14 in the counties below:

- ▶ [County list](#)

Ten deaths occurred between August 28 and April 9, identified from death certificate reports.

- ▶ [County list](#)

TOTAL MISSISSIPPI DEATHS

7,139

▶ [Totals by county](#)

LTC OUTBREAKS

19

Current outbreaks in long-term care (LTC) facilities only. (See [LTC facility outbreak definition](#).)

▶ [Cases by county](#)

About our case counts: We currently update our case totals each day based on test results from the previous day. Outside laboratories also report positive test results to us, which are included in our totals. Multiple positive tests for the same individual are counted only once. County case numbers and deaths may change as investigation finds new or additional information.

Statewide COVID-19 Data and Reports

- ▶ [K-12 School Reports](#)
Weekly COVID-19 cases, outbreaks and exposure reported by Mississippi schools
- ▶ [Long-Term Care Facility and Residential Care Facility COVID-19 Reports](#)
Data reported directly to MSDH by the facility; cases and deaths in these reports may not yet be included in our totals of lab-reported cases.
- ▶ [Ongoing Outbreaks in Nursing Homes](#)
A wide variety of data from the Centers for Medicare and Medicaid (CMS)
- ▶ [Deaths from COVID-19 and Other Causes](#) PDF
Provisional counts by week of deaths from COVID-19, pneumonia/influenza, and heart disease
- ▶ [Laboratory Testing](#)
Number and type of COVID-19 tests performed
- ▶ [Mississippi COVID-19 Vaccination Report](#) PDF
Vaccinations distributed and administered as reported to MSDH by vaccination providers
- ▶ [Statewide data charts](#)

County COVID-19 Data

Variant Strains

- ▶ [COVID-19 cases by variant type](#) PDF
cases by county, updated weekly

Race and Ethnicity

- ▶ [Total COVID-19 cases and deaths by county, race and ethnicity](#) PDF
Current and past data tables, updated daily

Data Snapshots for Individual Counties

High Cases and Incidence

- ▶ [Map of Mississippi counties by 7-day incidence](#)
- ▶ [Table of counties ranked by weekly cases and incidence](#)

Cumulative Cases and Deaths by County

Totals of all reported COVID-19 cases, including those in long-term care (LTC) facilities.

The numbers in this table are provisional. County case numbers and deaths may change as investigation finds new or additional information.

| County | Total Cases | Total Deaths | Total LTC Facility Cases | Total LTC Facility Deaths |
|---------------------------|----------------|--------------|--------------------------|---------------------------|
| Adams | 2469 | 82 | 83 | 16 |
| Alcorn | 2994 | 65 | 130 | 20 |
| Amite | 1207 | 41 | 55 | 9 |
| Attala | 2136 | 73 | 175 | 36 |
| Benton | 975 | 25 | 46 | 10 |
| Bolivar | 4776 | 129 | 232 | 31 |
| Calhoun | 1654 | 31 | 36 | 6 |
| Carroll | 1209 | 26 | 51 | 10 |
| Chickasaw | 2054 | 57 | 60 | 15 |
| Choctaw | 739 | 17 | 1 | 0 |
| Claiborne | 1013 | 30 | 45 | 9 |
| Clarke | 1777 | 76 | 123 | 31 |
| Clay | 1832 | 54 | 38 | 5 |
| Coahoma | 2904 | 79 | 129 | 12 |
| Copiah | 2939 | 65 | 83 | 11 |
| Covington | 2552 | 80 | 137 | 39 |
| De Soto | 20931 | 250 | 113 | 24 |
| Forrest | 7542 | 148 | 228 | 51 |
| Franklin | 829 | 23 | 40 | 4 |
| George | 2385 | 47 | 59 | 8 |
| Greene | 1296 | 33 | 52 | 6 |
| Grenada | 2564 | 84 | 155 | 32 |
| Hancock | 3733 | 85 | 69 | 14 |
| Harrison | 17562 | 303 | 485 | 68 |
| Total | 308,737 | 7,139 | 10,439 | 1,973 |

| County | Total Cases | Total Deaths | Total LTC Facility Cases | Total LTC Facility Deaths |
|--------------------|----------------|--------------|--------------------------|---------------------------|
| Hinds | 19961 | 410 | 804 | 131 |
| Holmes | 1871 | 72 | 104 | 20 |
| Humphreys | 946 | 32 | 34 | 9 |
| Issaquena | 168 | 6 | 0 | 0 |
| Itawamba | 2978 | 77 | 134 | 23 |
| Jackson | 13156 | 243 | 240 | 35 |
| Jasper | 2200 | 48 | 43 | 2 |
| Jefferson | 648 | 28 | 41 | 7 |
| Jefferson Davis | 1055 | 32 | 9 | 1 |
| Jones | 8310 | 161 | 220 | 42 |
| Kemper | 956 | 28 | 44 | 9 |
| Lafayette | 6072 | 117 | 187 | 55 |
| Lamar | 6133 | 84 | 54 | 13 |
| Lauderdale | 7221 | 237 | 443 | 100 |
| Lawrence | 1266 | 23 | 27 | 2 |
| Leake | 2617 | 73 | 88 | 15 |
| Lee | 9890 | 170 | 222 | 41 |
| Leflore | 3471 | 124 | 236 | 52 |
| Lincoln | 3886 | 109 | 197 | 40 |
| Lowndes | 6289 | 144 | 256 | 63 |
| Madison | 9950 | 212 | 368 | 69 |
| Marion | 2662 | 79 | 158 | 24 |
| Marshall | 4286 | 102 | 64 | 15 |
| Monroe | 4062 | 132 | 190 | 55 |
| Montgomery | 1257 | 42 | 54 | 9 |
| Neshoba | 4005 | 176 | 203 | 59 |
| Newton | 2457 | 61 | 87 | 15 |
| Noxubee | 1265 | 34 | 35 | 6 |
| Oktibbeha | 4571 | 97 | 222 | 36 |
| Panola | 4458 | 103 | 104 | 15 |
| Pearl River | 4437 | 141 | 188 | 37 |
| Perry | 1252 | 38 | 21 | 8 |
| Total | 308,737 | 7,139 | 10,439 | 1,973 |

| County | Total Cases | Total Deaths | Total LTC Facility Cases | Total LTC Facility Deaths |
|--------------|----------------|--------------|--------------------------|---------------------------|
| Pike | 3215 | 105 | 135 | 35 |
| Pontotoc | 4175 | 72 | 86 | 12 |
| Prentiss | 2766 | 59 | 99 | 15 |
| Quitman | 789 | 16 | 0 | 0 |
| Rankin | 13369 | 277 | 392 | 61 |
| Scott | 3114 | 72 | 115 | 18 |
| Sharkey | 498 | 17 | 43 | 8 |
| Simpson | 2895 | 86 | 157 | 20 |
| Smith | 1593 | 34 | 66 | 8 |
| Stone | 1797 | 33 | 85 | 14 |
| Sunflower | 3315 | 89 | 122 | 20 |
| Tallahatchie | 1761 | 40 | 50 | 7 |
| Tate | 3253 | 84 | 80 | 19 |
| Tippah | 2851 | 68 | 119 | 13 |
| Tishomingo | 2225 | 67 | 102 | 27 |
| Tunica | 1032 | 25 | 18 | 2 |
| Union | 4046 | 75 | 131 | 23 |
| Walthall | 1310 | 43 | 69 | 13 |
| Warren | 4299 | 119 | 170 | 37 |
| Washington | 5291 | 133 | 191 | 39 |
| Wayne | 2615 | 41 | 69 | 11 |
| Webster | 1138 | 32 | 61 | 12 |
| Wilkinson | 651 | 28 | 25 | 5 |
| Winston | 2260 | 81 | 130 | 39 |
| Yalobusha | 1601 | 36 | 82 | 22 |
| Yazoo | 3050 | 69 | 140 | 18 |
| Total | 308,737 | 7,139 | 10,439 | 1,973 |

Case Classifications

Mississippi investigates and reports both probable and confirmed cases and deaths according to the [CSTE case definition](#).

| | Confirmed | Probable | Total |
|--------|-----------|----------|----------------|
| Cases | 188,966 | 119,771 | 308,737 |
| Deaths | 4,932 | 2,207 | 7,139 |

Confirmed cases and deaths are generally determined by positive PCR tests, which detect the presence of ongoing

coronavirus infection.

Probable cases are those who test positive by other testing methods such as antibody or antigen, and have recent symptoms consistent with COVID-19, indicating a recent infection.

Probable deaths are those individuals with a designation of COVID-19 as a cause of death on the death certificate, but where no confirmatory testing was performed.

Mississippi COVID-19 Data Charts and Maps

Hospitalizations and Bed Availability

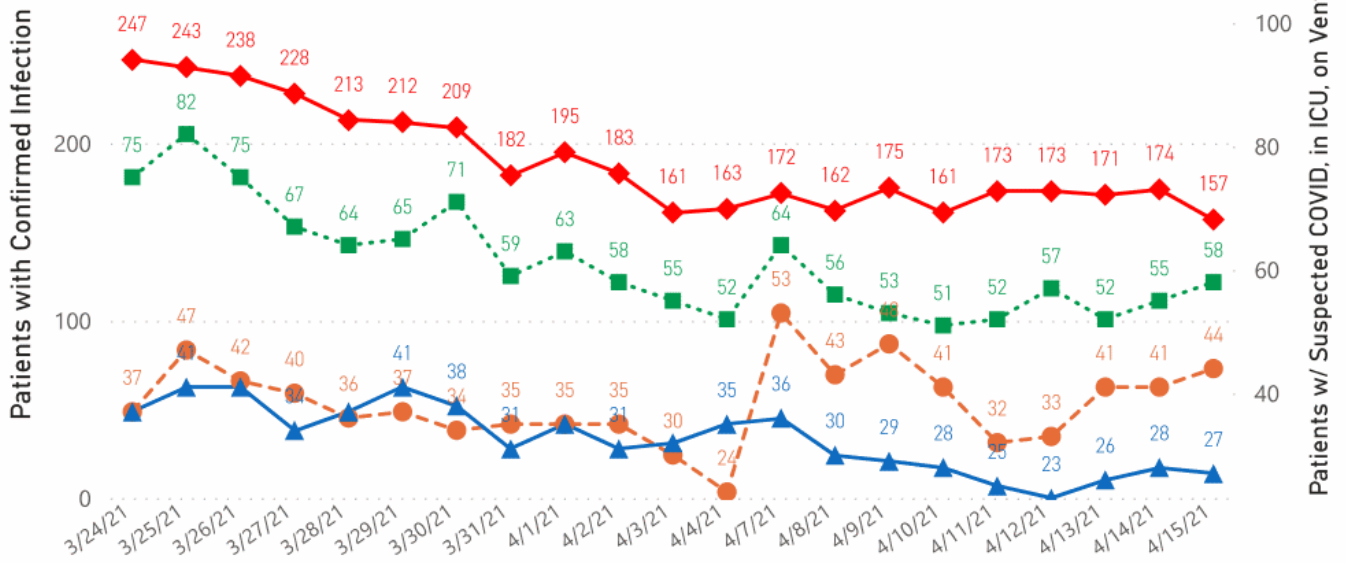
[View interactive hospitalization charts](#)

COVID-19 Hospitalizations Reported by MS Hospitals, 3/26/21-4/15/21 **, **

◆ Patients with Confirmed Infection ● Patients with Suspected Infection ■ Patients in an ICU ▲ Patients on Ventilators

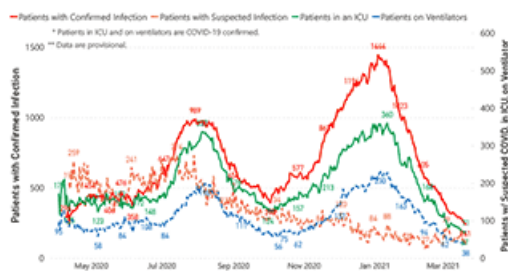
* Patients in ICU and on ventilators are COVID-19 confirmed.

** Data are provisional.



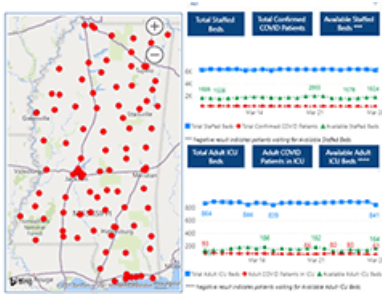
Hospitalization Trend to Date

Updated weekly



Hospital Bed Availability

Updated daily (interactive)



Daily Case Maps

[View all interactive maps](#)

Recent COVID-19 Activity

The chart below shows counties according to COVID-19 incidence (cases by population) over the last 7 days. Also see [weekly county incidence tables](#)

Mississippi COVID-19 Cases Incidence Rate * as of April 15, 2021

Mississippi

7 Day Average
New Cases

234.7

Cumulative Cases

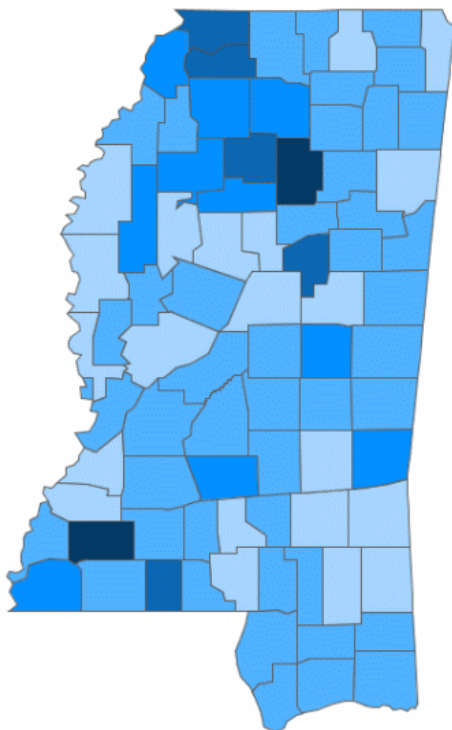
308,737

7 Day Average
Incidence Rate *

7.6

2019 Estimated Population

2,976,149



● <5.0 ● 5.0 to 10.0 ● 10.0 to 15.0 ● 15.0 to 20.0 ● >20.0

* Based on average daily new cases of past 7 days per 100,000 population.

| County | Incidence Rate | New Cases (7-Day Avg) | 2019 Est. Population |
|-----------|----------------|-----------------------|----------------------|
| Franklin | 25.9 | 2.0 | 7,713 |
| Calhoun | 22.9 | 3.3 | 14,361 |
| Choctaw | 19.1 | 1.6 | 8,210 |
| Yalobusha | 18.9 | 2.3 | 12,108 |
| Pike | 16.4 | 6.4 | 39,288 |
| Tate | 16.1 | 4.6 | 28,321 |
| DeSoto | 15.6 | 28.9 | 184,945 |
| Grenada | 14.5 | 3.0 | 20,758 |
| Lafayette | 13.8 | 7.4 | 54,019 |
| Sunflower | 13.1 | 3.3 | 25,110 |

Cumulative COVID-19 Cases

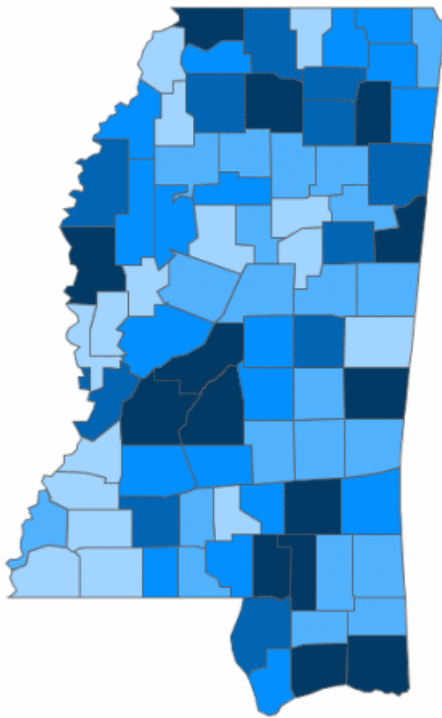
Total cases and deaths by county since the start of the pandemic. Also see [weekly estimate of recoveries](#)

Mississippi COVID-19
Cases and Deaths by Race with Ethnicity
as of 3 pm CT, April 15, 2021

Mississippi

Total Cases

308,737



● 1 to 1250 ● 1251 to 2500 ● 2501 to 3750 ● 3751 to 5000 ● >5000

| | American Indian or Alaska Native | Asian | Black | White | Other | Unknown |
|-------------------|----------------------------------|-------|--------|---------|-------|---------|
| Non Hispanic | 1,234 | 1,173 | 83,566 | 119,363 | 3,077 | 2,588 |
| Hispanic | 60 | 37 | 433 | 1,994 | 3,603 | 728 |
| Unknown Ethnicity | 1,014 | 343 | 17,762 | 27,166 | 7,525 | 37,071 |

Total Deaths

7,139

| | American Indian or Alaska Native | Asian | Black | White | Other | Unknown |
|-------------------|----------------------------------|-------|-------|-------|-------|---------|
| Non Hispanic | 91 | 12 | 2,446 | 3,281 | 42 | 19 |
| Hispanic | 1 | 1 | 8 | 31 | 20 | 2 |
| Unknown Ethnicity | 25 | 7 | 364 | 561 | 67 | 161 |

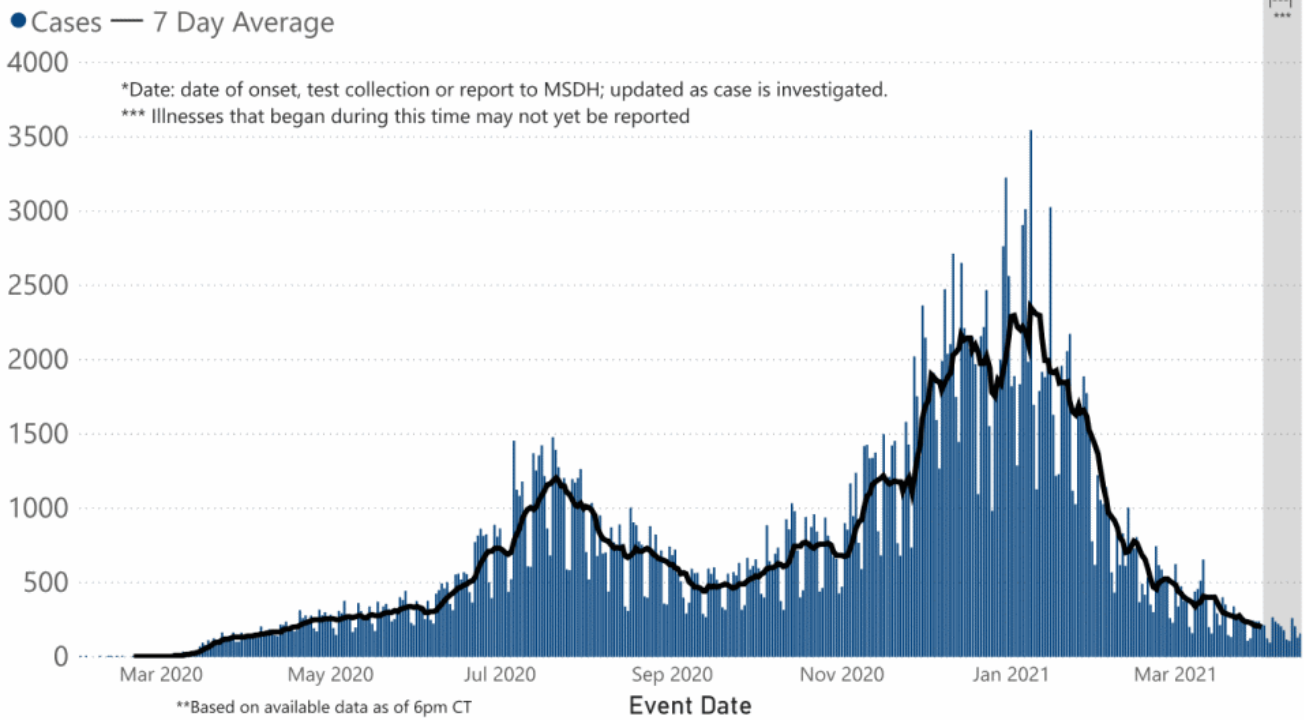
Daily Statewide Data Charts

Our state case map and other data charts are also available in interactive form.

▶ [View interactive epidemiological and surveillance charts](#)

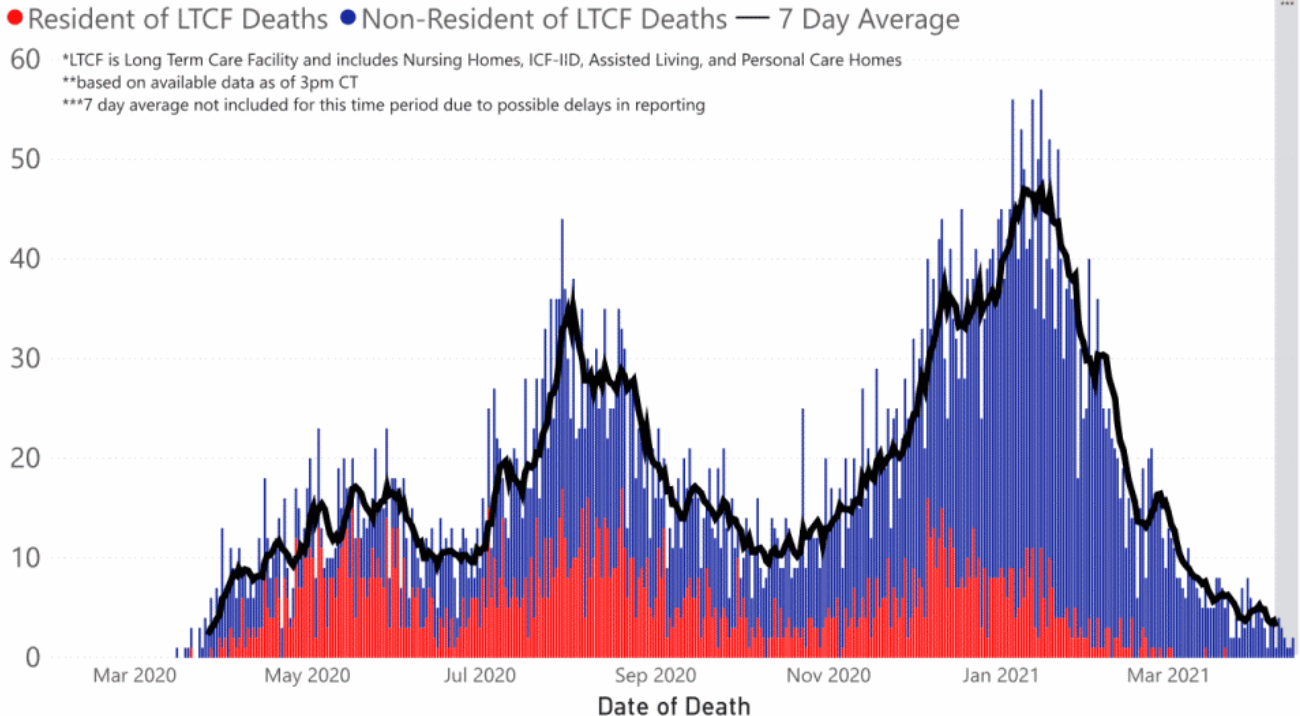
The charts below are based on available data at the time of publication. Charts do **not** include cases where insufficient details of the case are known.

COVID-19 Cases by Date* through April 15, 2021**, Mississippi



Note: Values up to two weeks in the past on the chart of Cases by Date above can change as we update it with new information from disease investigation.

COVID-19 LTCF* and Non-LTCF Deaths by Date of Death through April 15, 2021**, Mississippi



Weekly Statewide Data Charts

Includes:

- Cases, deaths and hospitalizations, analyzed by age, race/ethnicity, gender and other factors

- MIS-C cases and deaths
- Counties with high COVID-19 cases and incidence
- Syndromic surveillance

▶ [All weekly charts](#)

Estimated Recoveries

Presumed COVID-19 cases recovered, estimated weekly (does not include cases still under investigation).

COVID-19 Presumed Recovered Cases through April 12, 2021, Mississippi

297,362
Presumed Recovered*

*Reflects Provisional Estimates. Presumed Recovered if:

- 1) It has been 14 days or more since the case tested positive, if they were not hospitalized
- 2) It has been 21 days or more since the case tested positive, if they were hospitalized or hospitalization was unknown.

All deaths excluded. Presumed recovered counts will be updated weekly.

U.S. and World Cases

- ▶ [COVID-19 cases in the United States \(CDC\)](#)
- ▶ [U.S. COVID-19 Tracker \(CDC\)](#)
- ▶ [COVID-19 Global Case Map \(Johns Hopkins University\)](#)

COVID-19 Testing

Statewide Combined Testing as of April 11

COVID-19 testing providers around the state include commercial laboratories, hospital labs and the MSDH Public Health Laboratory results from all these sources are combined in the table below. (Updated weekly)

PCR testing detects current, active COVID-19 infection in an individual.

Antibody (serology) testing identifies individuals with past COVID-19 infection based on antibodies they develop one to

three weeks after infection.

Antigen testing is another way to identify current COVID-19 infection.

| | |
|---------------------------|------------------|
| PCR tests | 1,739,251 |
| Serology (antibody) tests | 89,336 |
| Antigen tests | 827,338 |
| Total tests | 2,655,925 |

▶ [Getting tested for COVID-19](#)

Prevention and Guidance for Individuals and the Community

▶ [Preventive steps to take, recommendations, guidance and general information on COVID-19](#)

Get COVID-19 e-mail updates daily with our free newsletter:



Last reviewed on Mar 5,
2020

[error on this](#)

[email page](#)

[print](#)

Related resources

▶ [Free COVID-19 Testing and Local Testing Providers](#)

▶ [COVID-19 Guidance and Prevention for Individuals and the Community](#)

Updated April 1, 2021

More topics

▶ [\[Espanol, Tieng Viet, ASL \]](#)

▶ [County Data](#)

▶ [Handouts and Posters](#)

▶ [Healthcare Professionals](#)

▶ [Interactive Maps and Charts](#)

▶ [Prevention and Safety Guidance](#)

▶ [School Cases and Outbreaks](#)

▶ [Statewide COVID-19 Data](#)

▶ [Testing for COVID-19](#)

▶ [Vaccination Against COVID-19](#)

Free COVID-19 Rapid Testing

Free drive-through testing open to the public

No symptoms required for college students and others

[Check our weekly schedule of free testing locations statewide](#)

[FULL INFORMATION](#)

AGENCY

[About Us](#)

[Administration](#)

[Board of Health](#)

[County Offices](#)

[Institutional Review](#)

[Jobs](#)

[Locations](#)

[Public Health Laboratory](#)

[RFPs/Grants](#)

[More »](#)

[Intranet](#)

[OHIT+ER Service Center](#)

[Webmail](#)

INFORMATION

[Apps](#)

[Calendar of Events](#)

[Contact Us](#)

[Meetings](#)

[Health Resources](#)

[Hotlines](#)

[Locations](#)

[News](#)

[Newsletter](#)

[Phone Numbers](#)

[Español](#)

I NEED A ...

[Birth Certificate](#)

[Certificate of Need](#)

[Children's Health Insurance](#)

[Complaint Form](#)

[Criminal History Check](#)

[Death Certificate](#)

[Divorce Record](#)

[Food Permit](#)

[Immunization Record](#)

[J-1 Visa](#)

[License Verification](#)

[Marriage Record](#)

[Professional License](#)

[Public Records Request](#)
[Wastewater Application](#)

PUBLICATIONS

[Annual Report](#)
[CON Weekly Reports](#)
[Health Facilities Directory](#)
[Mississippi Morbidity Reports](#)
[Public Health Report](#)
[State Health Plan](#)
[Strategic Plan](#)
[More »](#)

Mississippi State Department of Health • 570 East Woodrow Wilson Dr • Jackson, MS 39216 • 866-HLTHY4U • [Contact and information](#)

