

Menu



## Coronavirus Disease 2019 (COVID-19)

Updated April 17, 2021

### Healthcare Professionals

Guidance and more →

- ▶ [Healthcare guidance](#)
- ▶ [Electronic reporting](#)
- ▶ [Vaccine providers](#)
- ▶ [Specimens](#)
- ▶ [Lab dropoff](#)
- ▶ [Facilities guidance](#)
- ▶ [MS-HAN Alerts](#)

#### [ALL HEALTHCARE](#)

### Current Cases and Statistics

County and state data →

- ▶ [Today's update](#)
- ▶ [State data and reports](#)
- ▶ [County data](#)
- ▶ [Charts and maps](#)
- ▶ [Hospitalizations](#)
- ▶ [Lab testing](#)
- ▶ [Recoveries](#)

#### [ALL STATISTICS](#)

### Vaccination, Safety and Testing

Stopping the spread →

- ▶ [Vaccinations](#)
- ▶ [Getting tested](#)
- ▶ [Personal protection](#)
- ▶ [Gatherings and events](#)

- ▶ [Business and community](#)
- ▶ [School guidelines](#)
- ▶ [Long-term care facilities](#)

**ALL GUIDANCE**

## General Information

- ▶ Mississippi COVID-19 Hotline (7 days a week, 7 a.m.–7 p.m.): **877-978-6453**
- ▶ [COVID-19 overview, questions and answers, and resources in other languages](#)

## COVID-19 in Mississippi

### New Cases and Deaths as of April 16

#### NEW CASES

**292**

New COVID-19 positive test results reported to MSDH as of 3 p.m. yesterday.

#### TOTAL MISSISSIPPI CASES

**309,029**

- ▶ [Totals by county](#)

#### NEW DEATHS

**14**

New COVID-19 related deaths reported to MSDH as of 3 p.m. yesterday.

Eight deaths occurred between April 5 and April 16 in the counties below:

- ▶ [County list](#)

Six deaths occurred between December 12 and April 10, identified from death certificate reports.

- ▶ [County list](#)

#### TOTAL MISSISSIPPI DEATHS

7,153

▶ [Totals by county](#)

## LTC OUTBREAKS

19

Current outbreaks in long-term care (LTC) facilities only. (See [LTC facility outbreak definition](#).)

▶ [Cases by county](#)

**About our case counts:** We currently update our case totals each day based on test results from the previous day. Outside laboratories also report positive test results to us, which are included in our totals. Multiple positive tests for the same individual are counted only once. County case numbers and deaths may change as investigation finds new or additional information.

## Statewide COVID-19 Data and Reports

- ▶ [K-12 School Reports](#)  
Weekly COVID-19 cases, outbreaks and exposure reported by Mississippi schools
- ▶ [Long-Term Care Facility and Residential Care Facility COVID-19 Reports](#)  
Data reported directly to MSDH by the facility; cases and deaths in these reports may not yet be included in our totals of lab-reported cases.
- ▶ [Ongoing Outbreaks in Nursing Homes](#)  
A wide variety of data from the Centers for Medicare and Medicaid (CMS)
- ▶ [Deaths from COVID-19 and Other Causes](#) PDF  
Provisional counts by week of deaths from COVID-19, pneumonia/influenza, and heart disease
- ▶ [Laboratory Testing](#)  
Number and type of COVID-19 tests performed
- ▶ [Mississippi COVID-19 Vaccination Report](#) PDF  
Vaccinations distributed and administered as reported to MSDH by vaccination providers
- ▶ [Statewide data charts](#)

## County COVID-19 Data

### Variant Strains

- ▶ [COVID-19 cases by variant type](#) PDF  
cases by county, updated weekly

### Race and Ethnicity

- ▶ [Total COVID-19 cases and deaths by county, race and ethnicity](#) PDF  
Current and past data tables, updated daily

### Data Snapshots for Individual Counties

## High Cases and Incidence

- ▶ [Map of Mississippi counties by 7-day incidence](#)
- ▶ [Table of counties ranked by weekly cases and incidence](#)

## Cumulative Cases and Deaths by County

Totals of all reported COVID-19 cases, including those in long-term care (LTC) facilities.

*The numbers in this table are provisional. County case numbers and deaths may change as investigation finds new or additional information.*

County	Total Cases	Total Deaths	Total LTC Facility Cases	Total LTC Facility Deaths
<a href="#">Adams</a>	2469	82	83	16
<a href="#">Alcorn</a>	3012	66	130	20
<a href="#">Amite</a>	1210	41	55	9
<a href="#">Attala</a>	2136	73	175	36
<a href="#">Benton</a>	975	25	46	10
<a href="#">Bolivar</a>	4777	130	234	32
<a href="#">Calhoun</a>	1654	32	36	6
<a href="#">Carroll</a>	1210	26	51	10
<a href="#">Chickasaw</a>	2055	57	60	15
<a href="#">Choctaw</a>	743	17	2	0
<a href="#">Claiborne</a>	1014	30	45	9
<a href="#">Clarke</a>	1781	77	123	31
<a href="#">Clay</a>	1832	54	38	5
<a href="#">Coahoma</a>	2905	79	129	12
<a href="#">Copiah</a>	2942	65	83	11
<a href="#">Covington</a>	2553	80	137	39
<a href="#">De Soto</a>	20983	250	113	24
<a href="#">Forrest</a>	7551	149	228	51
<a href="#">Franklin</a>	830	23	40	4
<a href="#">George</a>	2387	47	59	8
<a href="#">Greene</a>	1296	33	52	6
<a href="#">Grenada</a>	2569	85	155	32
<a href="#">Hancock</a>	3733	85	69	14
<a href="#">Harrison</a>	17575	303	485	68
<b>Total</b>	<b>309,029</b>	<b>7,153</b>	<b>10,442</b>	<b>1,974</b>

County	Total Cases	Total Deaths	Total LTC Facility Cases	Total LTC Facility Deaths
Hinds	19971	411	804	131
Holmes	1871	72	104	20
Humphreys	947	32	34	9
Issaquena	168	6	0	0
Itawamba	2978	77	134	23
Jackson	13163	243	240	35
Jasper	2201	48	43	2
Jefferson	649	28	41	7
Jefferson Davis	1057	32	9	1
Jones	8314	161	220	42
Kemper	956	28	44	9
Lafayette	6077	118	187	55
Lamar	6138	85	54	13
Lauderdale	7229	237	443	100
Lawrence	1267	23	27	2
Leake	2620	73	88	15
Lee	9900	170	222	41
Leflore	3471	124	236	52
Lincoln	3887	109	197	40
Lowndes	6303	144	256	63
Madison	9957	212	368	69
Marion	2662	79	158	24
Marshall	4297	103	64	15
Monroe	4063	132	190	55
Montgomery	1258	42	54	9
Neshoba	4008	176	203	59
Newton	2458	61	87	15
Noxubee	1265	34	35	6
Oktibbeha	4579	97	222	36
Panola	4461	103	104	15
Pearl River	4443	142	188	37
Perry	1252	38	21	8
<b>Total</b>	<b>309,029</b>	<b>7,153</b>	<b>10,442</b>	<b>1,974</b>

County	Total Cases	Total Deaths	Total LTC Facility Cases	Total LTC Facility Deaths
Pike	3223	105	135	35
Pontotoc	4175	72	86	12
Prentiss	2766	59	99	15
Quitman	789	16	0	0
Rankin	13378	277	392	61
Scott	3115	73	115	18
Sharkey	498	17	43	8
Simpson	2899	86	157	20
Smith	1594	34	66	8
Stone	1797	33	85	14
Sunflower	3319	90	122	20
Tallahatchie	1762	40	50	7
Tate	3256	84	80	19
Tippah	2852	68	119	13
Tishomingo	2228	67	102	27
Tunica	1033	25	18	2
Union	4049	75	131	23
Walthall	1311	43	69	13
Warren	4308	119	170	37
Washington	5296	133	191	39
Wayne	2615	41	69	11
Webster	1138	32	61	12
Wilkinson	653	29	25	5
Winston	2261	81	130	39
Yalobusha	1601	36	82	22
Yazoo	3051	69	140	18
<b>Total</b>	<b>309,029</b>	<b>7,153</b>	<b>10,442</b>	<b>1,974</b>

## Case Classifications

Mississippi investigates and reports both probable and confirmed cases and deaths according to the [CSTE case definition](#).

	Confirmed	Probable	Total
Cases	189,151	119,878	<b>309,029</b>
Deaths	4,941	2,212	<b>7,153</b>

Confirmed cases and deaths are generally determined by positive PCR tests, which detect the presence of ongoing

coronavirus infection.

Probable cases are those who test positive by other testing methods such as antibody or antigen, and have recent symptoms consistent with COVID-19, indicating a recent infection.

Probable deaths are those individuals with a designation of COVID-19 as a cause of death on the death certificate, but where no confirmatory testing was performed.

## Mississippi COVID-19 Data Charts and Maps

### Hospitalizations and Bed Availability

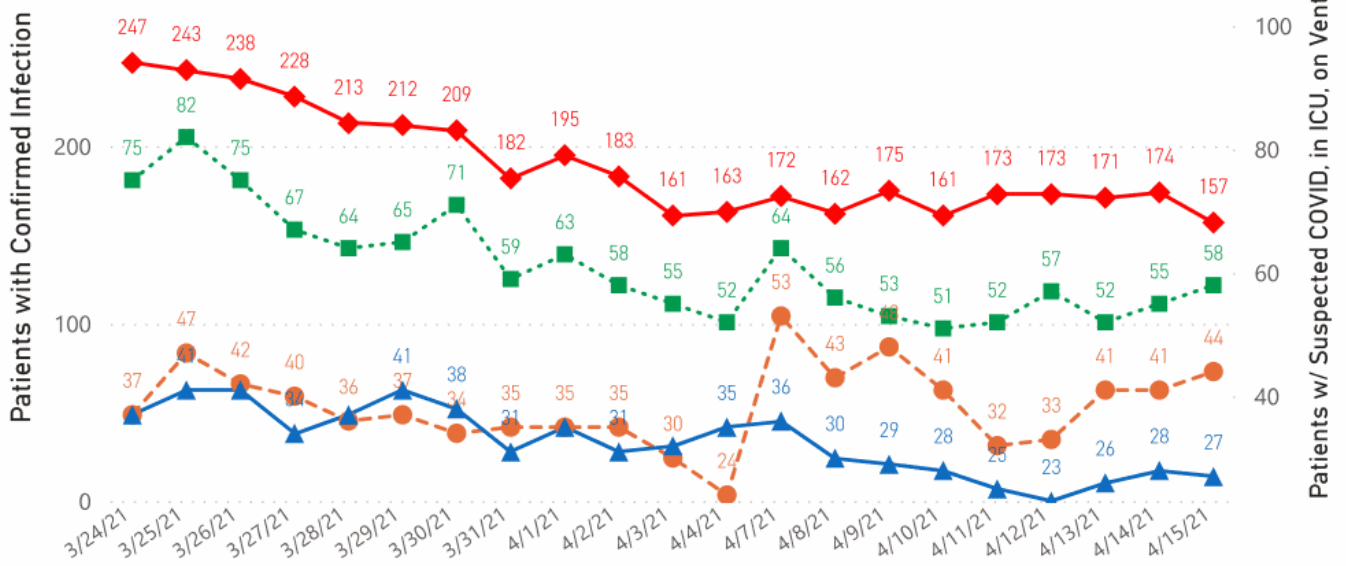
[View interactive hospitalization charts](#)

#### COVID-19 Hospitalizations Reported by MS Hospitals, 3/26/21 - 4/15/21 \*\*, \*\*

◆ Patients with Confirmed Infection ● Patients with Suspected Infection ■ Patients in an ICU ▲ Patients on Ventilators

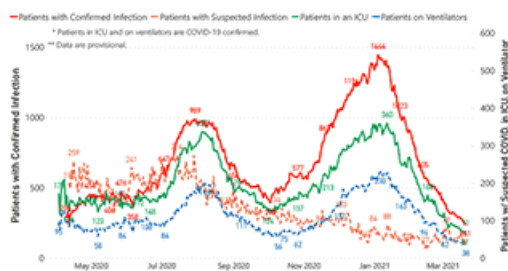
\* Patients in ICU and on ventilators are COVID-19 confirmed.

\*\* Data are provisional.



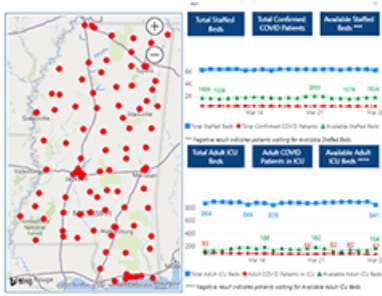
### Hospitalization Trend to Date

Updated weekly



### Hospital Bed Availability

Updated daily (interactive)



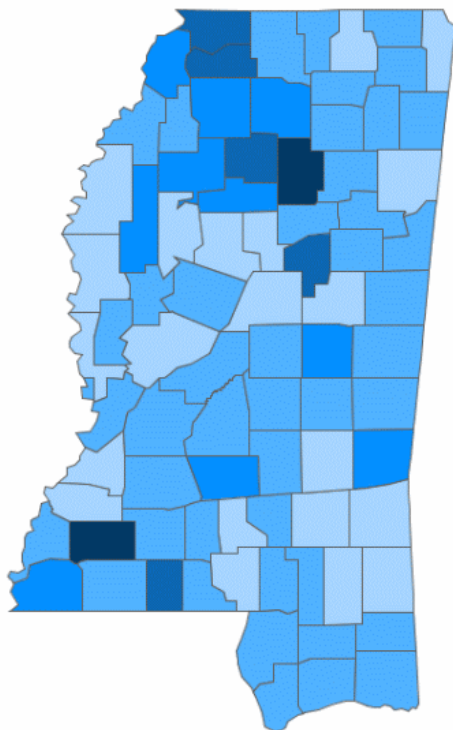
## Daily Case Maps

[View all interactive maps](#)

## Recent COVID-19 Activity

The chart below shows counties according to COVID-19 incidence (cases by population) over the last 7 days. Also see [weekly county incidence tables](#)

### Mississippi COVID-19 Cases Incidence Rate \* as of April 15, 2021



## Mississippi

7 Day Average  
New Cases

**234.7**

Cumulative Cases

**308,737**

7 Day Average  
Incidence Rate \*

**7.6**

2019 Estimated Population

**2,976,149**

County	Incidence Rate	New Cases (7-Day Avg)	2019 Est. Population
Franklin	25.9	2.0	7,713
Calhoun	22.9	3.3	14,361
Choctaw	19.1	1.6	8,210
Yalobusha	18.9	2.3	12,108
Pike	16.4	6.4	39,288
Tate	16.1	4.6	28,321
DeSoto	15.6	28.9	184,945
Grenada	14.5	3.0	20,758
Lafayette	13.8	7.4	54,019
Sunflower	13.1	3.3	25,110

● <5.0 ● 5.0 to 10.0 ● 10.0 to 15.0 ● 15.0 to 20.0 ● >20.0

\* Based on average daily new cases of past 7 days per 100,000 population.

## Cumulative COVID-19 Cases



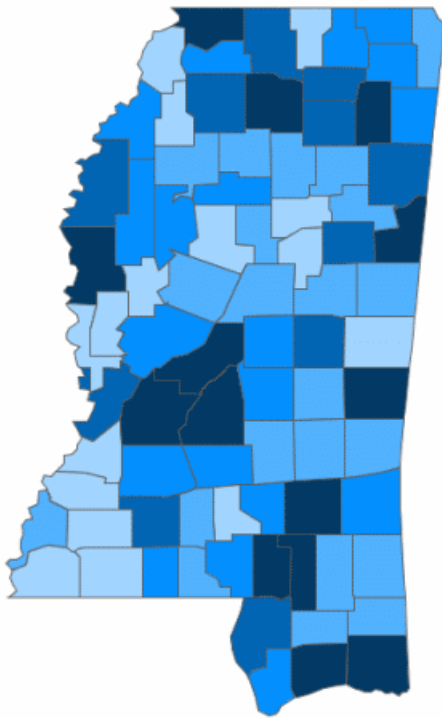
Total cases and deaths by county since the start of the pandemic. Also see [weekly estimate of recoveries](#)

Mississippi COVID-19  
Cases and Deaths by Race with Ethnicity  
as of 3 pm CT, April 15, 2021

# Mississippi

Total Cases

**308,737**



● 1 to 1250 ● 1251 to 2500 ● 2501 to 3750 ● 3751 to 5000 ● >5000

	American Indian or Alaska Native	Asian	Black	White	Other	Unknown
Non Hispanic	1,234	1,173	83,566	119,363	3,077	2,588
Hispanic	60	37	433	1,994	3,603	728
Unknown Ethnicity	1,014	343	17,762	27,166	7,525	37,071

Total Deaths

**7,139**

	American Indian or Alaska Native	Asian	Black	White	Other	Unknown
Non Hispanic	91	12	2,446	3,281	42	19
Hispanic	1	1	8	31	20	2
Unknown Ethnicity	25	7	364	561	67	161

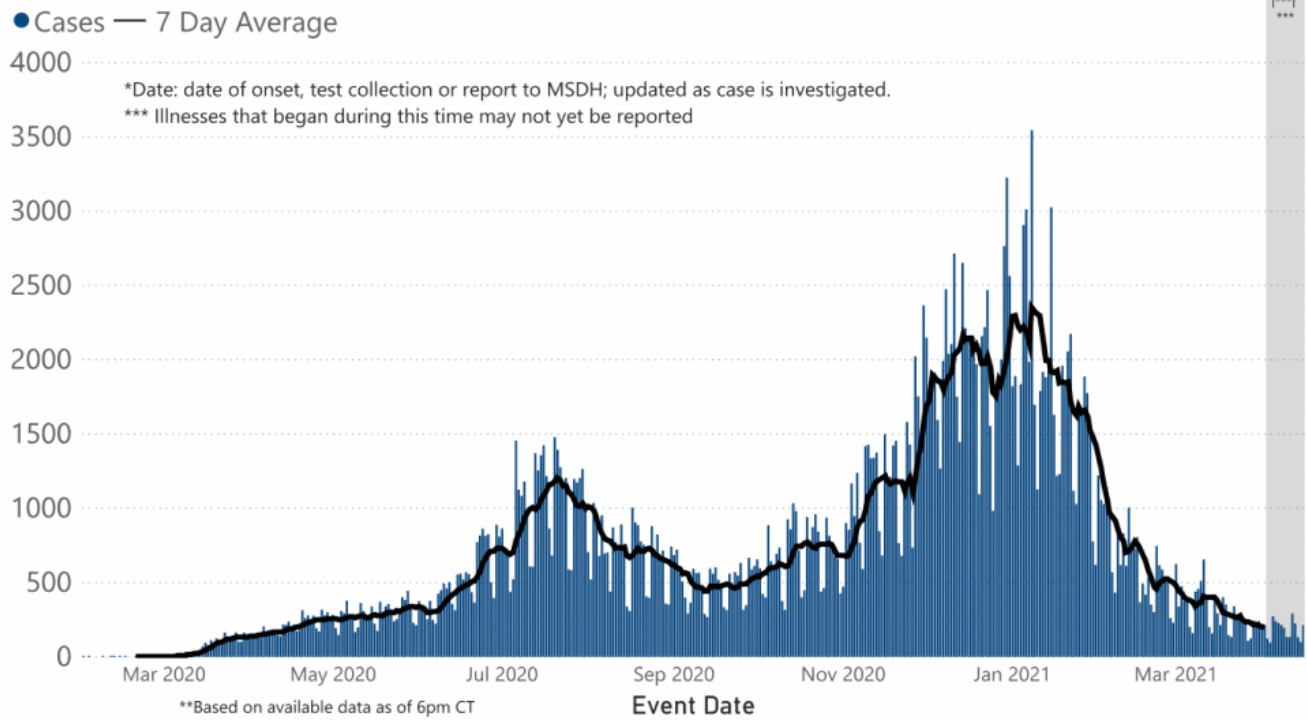
## Daily Statewide Data Charts

Our state case map and other data charts are also available in interactive form.

▶ [View interactive epidemiological and surveillance charts](#)

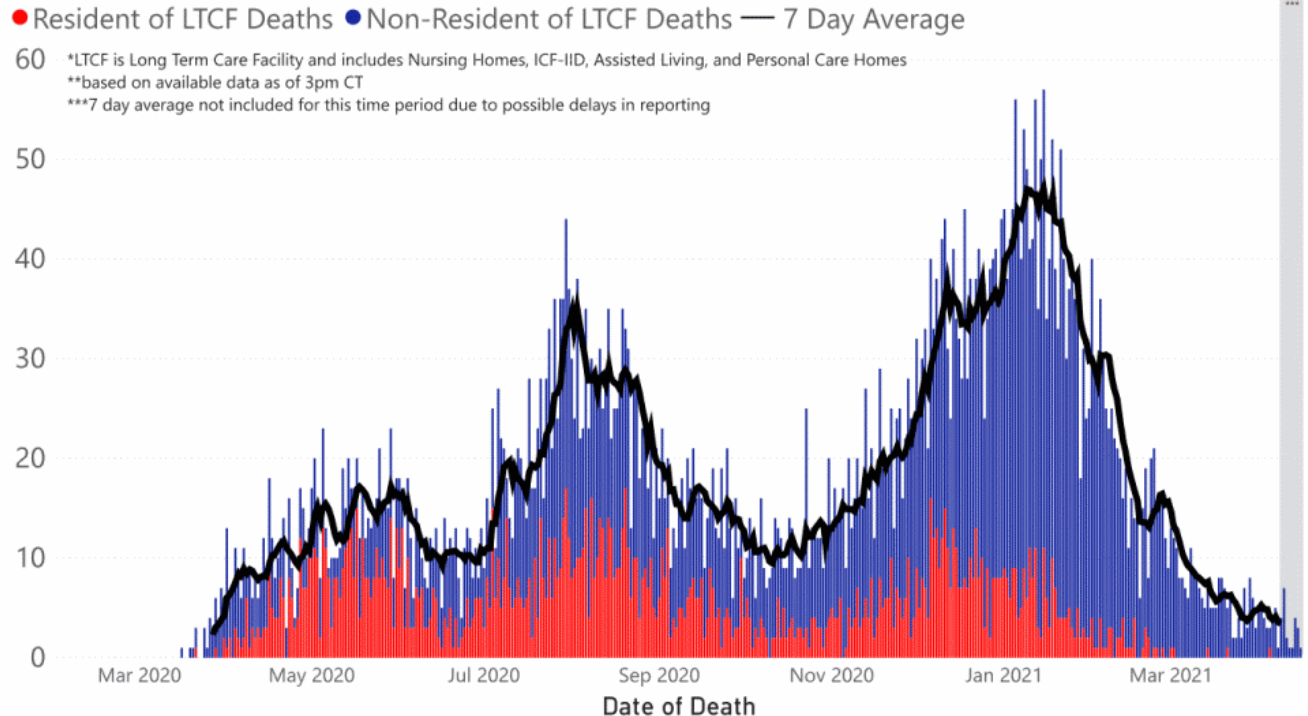
The charts below are based on available data at the time of publication. Charts do **not** include cases where insufficient details of the case are known.

## COVID-19 Cases by Date\* through April 16, 2021\*\*, Mississippi



**Note:** Values up to two weeks in the past on the chart of Cases by Date above can change as we update it with new information from disease investigation.

## COVID-19 LTCF\* and Non-LTCF Deaths by Date of Death through April 16, 2021\*\*, Mississippi



## Weekly Statewide Data Charts

Includes:

- Cases, deaths and hospitalizations, analyzed by age, race/ethnicity, gender and other factors

- MIS-C cases and deaths
- Counties with high COVID-19 cases and incidence
- Syndromic surveillance

▶ [All weekly charts](#)

## Estimated Recoveries

Presumed COVID-19 cases recovered, estimated weekly (does not include cases still under investigation).

### COVID-19 Presumed Recovered Cases through April 12, 2021, Mississippi

**297,362**  
Presumed Recovered\*

\*Reflects Provisional Estimates. Presumed Recovered if:

- 1) It has been 14 days or more since the case tested positive, if they were not hospitalized
- 2) It has been 21 days or more since the case tested positive, if they were hospitalized or hospitalization was unknown.

All deaths excluded. Presumed recovered counts will be updated weekly.

---

## U.S. and World Cases

- ▶ [COVID-19 cases in the United States \(CDC\)](#)
- ▶ [U.S. COVID-19 Tracker \(CDC\)](#)
- ▶ [COVID-19 Global Case Map \(Johns Hopkins University\)](#)

---

## COVID-19 Testing

### Statewide Combined Testing as of April 11

COVID-19 testing providers around the state include commercial laboratories, hospital labs and the MSDH Public Health Laboratory results from all these sources are combined in the table below. (Updated weekly)

**PCR** testing detects current, active COVID-19 infection in an individual.

**Antibody** (serology) testing identifies individuals with past COVID-19 infection based on antibodies they develop one to

three weeks after infection.

**Antigen** testing is another way to identify current COVID-19 infection.

PCR tests	1,739,251
Serology (antibody) tests	89,336
Antigen tests	827,338
<b>Total tests</b>	<b>2,655,925</b>

▶ [Getting tested for COVID-19](#)

---

## Prevention and Guidance for Individuals and the Community

▶ [Preventive steps to take, recommendations, guidance and general information on COVID-19](#)

Get COVID-19 e-mail updates daily with our free newsletter:



Last reviewed on Mar 5,  
2020

[error on this](#)

[email page](#)


[print](#)

### *Related resources*

- ▶ [Free COVID-19 Testing and Local Testing Providers](#)
- ▶ [COVID-19 Guidance and Prevention for Individuals and the Community](#)  
Updated April 1, 2021

### *More topics*

- ▶ [\[ Espanol, Tieng Viet, ASL \]](#)
- ▶ [County Data](#)
- ▶ [Handouts and Posters](#)
- ▶ [Healthcare Professionals](#)
- ▶ [Interactive Maps and Charts](#)
- ▶ [Prevention and Safety Guidance](#)
- ▶ [School Cases and Outbreaks](#)
- ▶ [Statewide COVID-19 Data](#)
- ▶ [Testing for COVID-19](#)
- ▶ [Vaccination Against COVID-19](#)



**Stay home - Call in!**

You can hold your WIC appointment by **phone** or on your **computer**.

**Set up yours today!**  
Call your local WIC center

## **AGENCY**

---

[About Us](#)

[Administration](#)

[Board of Health](#)

[County Offices](#)

[Institutional Review](#)

[Jobs](#)

[Locations](#)

[Public Health Laboratory](#)

[RFPs/Grants](#)

[More »](#)

---

[Intranet](#)

[OHIT+ER Service Center](#)

[Webmail](#)

## **INFORMATION**

---

[Apps](#)

[Calendar of Events](#)

[Contact Us](#)

[Meetings](#)

[Health Resources](#)

[Hotlines](#)

[Locations](#)

[News](#)

[Newsletter](#)

[Phone Numbers](#)

[Español](#)

## **I NEED A ...**

---

[Birth Certificate](#)

[Certificate of Need](#)

[Children's Health Insurance](#)

[Complaint Form](#)

[Criminal History Check](#)

[Death Certificate](#)

[Divorce Record](#)

[Food Permit](#)

[Immunization Record](#)

[J-1 Visa](#)

[License Verification](#)

[Marriage Record](#)

[Professional License](#)

[Public Records Request](#)  
[Wastewater Application](#)

**PUBLICATIONS**

[Annual Report](#)  
[CON Weekly Reports](#)  
[Health Facilities Directory](#)  
[Mississippi Morbidity Reports](#)  
[Public Health Report](#)  
[State Health Plan](#)  
[Strategic Plan](#)  
[More »](#)

Mississippi State Department of Health • 570 East Woodrow Wilson Dr • Jackson, MS 39216 • 866-HLTHY4U • [Contact and information](#)

