

Menu



## Coronavirus Disease 2019 (COVID-19)

*Updated April 21, 2021*

### Healthcare Professionals

Guidance and more →

- ▶ [Healthcare guidance](#)
- ▶ [Electronic reporting](#)
- ▶ [Vaccine providers](#)
- ▶ [Specimens](#)
- ▶ [Lab dropoff](#)
- ▶ [Facilities guidance](#)
- ▶ [MS-HAN Alerts](#)

#### [ALL HEALTHCARE](#)

### Current Cases and Statistics

County and state data →

- ▶ [Today's update](#)
- ▶ [State data and reports](#)
- ▶ [County data](#)
- ▶ [Charts and maps](#)
- ▶ [Hospitalizations](#)
- ▶ [Lab testing](#)
- ▶ [Recoveries](#)

#### [ALL STATISTICS](#)

### Vaccination, Safety and Testing

Stopping the spread →

- ▶ [Vaccinations](#)
- ▶ [Getting tested](#)
- ▶ [Personal protection](#)
- ▶ [Gatherings and events](#)

- ▶ [Business and community](#)
- ▶ [School guidelines](#)
- ▶ [Long-term care facilities](#)

## ALL GUIDANCE

## General Information

- ▶ Mississippi COVID-19 Hotline (7 days a week, 7 a.m.–7 p.m.): **877-978-6453**
- ▶ [COVID-19 overview, questions and answers, and resources in other languages](#)

## COVID-19 in Mississippi

### New Cases and Deaths as of April 20

#### NEW CASES

**233**

New COVID-19 positive test results reported to MSDH as of 3 p.m. yesterday.

#### TOTAL MISSISSIPPI CASES

**309,818**

- ▶ [Totals by county](#)

#### NEW DEATHS

**2**

New COVID-19 related deaths reported to MSDH as of 3 p.m. yesterday.

Two deaths occurred on April 19 in the counties below:

- ▶ [County list](#)

#### TOTAL MISSISSIPPI DEATHS

**7,163**

- ▶ [Totals by county](#)

## LTC OUTBREAKS

25

Current outbreaks in long-term care (LTC) facilities only. (See [LTC facility outbreak definition](#).)

- ▶ [Cases by county](#)

**About our case counts:** We currently update our case totals each day based on test results from the previous day. Outside laboratories also report positive test results to us, which are included in our totals. Multiple positive tests for the same individual are counted only once. County case numbers and deaths may change as investigation finds new or additional information.

### Statewide COVID-19 Data and Reports

- ▶ [K-12 School Reports](#)  
Weekly COVID-19 cases, outbreaks and exposure reported by Mississippi schools
- ▶ [Long-Term Care Facility and Residential Care Facility COVID-19 Reports](#)  
Data reported directly to MSDH by the facility; cases and deaths in these reports may not yet be included in our totals of lab-reported cases.
- ▶ [Ongoing Outbreaks in Nursing Homes](#)  
A wide variety of data from the Centers for Medicare and Medicaid (CMS)
- ▶ [Deaths from COVID-19 and Other Causes](#) PDF  
Provisional counts by week of deaths from COVID-19, pneumonia/influenza, and heart disease
- ▶ [Laboratory Testing](#)  
Number and type of COVID-19 tests performed
- ▶ [Mississippi COVID-19 Vaccination Report](#) PDF  
Vaccinations distributed and administered as reported to MSDH by vaccination providers
- ▶ [Statewide data charts](#)

### County COVID-19 Data

#### Variant Strains

- ▶ [COVID-19 cases by variant type](#) PDF  
cases by county, updated weekly

#### Race and Ethnicity

- ▶ [Total COVID-19 cases and deaths by county, race and ethnicity](#) PDF  
Current and past data tables, updated daily

#### Data Snapshots for Individual Counties

- ▶ [Weekly COVID-19 snapshots for each Mississippi county](#)

#### High Cases and Incidence

- ▶ [Map of Mississippi counties by 7-day incidence](#)
- ▶ [Table of counties ranked by weekly cases and incidence](#)

## Cumulative Cases and Deaths by County

Totals of all reported COVID-19 cases, including those in long-term care (LTC) facilities.

*The numbers in this table are provisional. County case numbers and deaths may change as investigation finds new or additional information.*

**Long-term care data updates are not yet available.** The table below reflects figures from last week for long-term care cases and deaths.

County	Total Cases	Total Deaths	Total LTC Facility Cases	Total LTC Facility Deaths
<a href="#">Adams</a>	2472	82	83	16
<a href="#">Alcorn</a>	3023	67	130	20
<a href="#">Amite</a>	1216	41	55	9
<a href="#">Attala</a>	2137	73	175	36
<a href="#">Benton</a>	977	25	46	10
<a href="#">Bolivar</a>	4786	130	234	32
<a href="#">Calhoun</a>	1668	32	36	6
<a href="#">Carroll</a>	1212	26	51	10
<a href="#">Chickasaw</a>	2059	57	60	15
<a href="#">Choctaw</a>	747	17	2	0
<a href="#">Claiborne</a>	1015	30	45	9
<a href="#">Clarke</a>	1783	78	123	31
<a href="#">Clay</a>	1834	54	38	5
<a href="#">Coahoma</a>	2910	79	129	12
<a href="#">Copiah</a>	2946	65	83	11
<a href="#">Covington</a>	2555	80	137	39
<a href="#">De Soto</a>	21074	251	113	24
<a href="#">Forrest</a>	7573	149	228	51
<a href="#">Franklin</a>	831	23	40	4
<a href="#">George</a>	2408	47	59	8
<a href="#">Greene</a>	1296	33	52	6
<a href="#">Grenada</a>	2577	85	155	32
<a href="#">Hancock</a>	3745	85	69	14
<b>Total</b>	<b>309,818</b>	<b>7,163</b>	<b>10,442</b>	<b>1,974</b>

County	Total Cases	Total Deaths	Total LTC Facility Cases	Total LTC Facility Deaths
Harrison	17612	304	485	68
Hinds	20031	411	804	131
Holmes	1875	72	104	20
Humphreys	947	32	34	9
Issaquena	168	6	0	0
Itawamba	2980	77	134	23
Jackson	13210	243	240	35
Jasper	2203	48	43	2
Jefferson	649	28	41	7
Jefferson Davis	1061	32	9	1
Jones	8324	161	220	42
Kemper	957	28	44	9
Lafayette	6099	118	187	55
Lamar	6160	85	54	13
Lauderdale	7255	238	443	100
Lawrence	1269	23	27	2
Leake	2627	73	88	15
Lee	9911	171	222	41
Leflore	3476	124	236	52
Lincoln	3902	109	197	40
Lowndes	6313	144	256	63
Madison	9981	213	368	69
Marion	2672	79	158	24
Marshall	4312	103	64	15
Monroe	4066	132	190	55
Montgomery	1259	42	54	9
Neshoba	4016	176	203	59
Newton	2470	61	87	15
Noxubee	1266	34	35	6
Oktibbeha	4582	98	222	36
Panola	4466	103	104	15
Pearl River	4449	142	188	37
<b>Total</b>	<b>309,818</b>	<b>7,163</b>	<b>10,442</b>	<b>1,974</b>

County	Total Cases	Total Deaths	Total LTC Facility Cases	Total LTC Facility Deaths
Perry	1256	38	21	8
Pike	3236	105	135	35
Pontotoc	4181	72	86	12
Prentiss	2768	59	99	15
Quitman	792	16	0	0
Rankin	13423	277	392	61
Scott	3123	73	115	18
Sharkey	498	17	43	8
Simpson	2906	86	157	20
Smith	1607	34	66	8
Stone	1797	33	85	14
Sunflower	3323	90	122	20
Tallahatchie	1763	40	50	7
Tate	3277	84	80	19
Tippah	2856	68	119	13
Tishomingo	2234	67	102	27
Tunica	1038	25	18	2
Union	4057	76	131	23
Walthall	1316	44	69	13
Warren	4312	119	170	37
Washington	5297	133	191	39
Wayne	2616	41	69	11
Webster	1141	32	61	12
Wilkinson	659	29	25	5
Winston	2262	81	130	39
Yalobusha	1605	36	82	22
Yazoo	3063	69	140	18
<b>Total</b>	<b>309,818</b>	<b>7,163</b>	<b>10,442</b>	<b>1,974</b>

## Case Classifications

Mississippi investigates and reports both probable and confirmed cases and deaths according to the [CSTE case definition](#).

	Confirmed	Probable	Total
Cases	189,581	120,237	<b>309,818</b>

	Confirmed	Probable	Total
Deaths	4,945	2,218	<b>7,163</b>

Confirmed cases and deaths are generally determined by positive PCR tests, which detect the presence of ongoing coronavirus infection.

Probable cases are those who test positive by other testing methods such as antibody or antigen, and have recent symptoms consistent with COVID-19, indicating a recent infection.

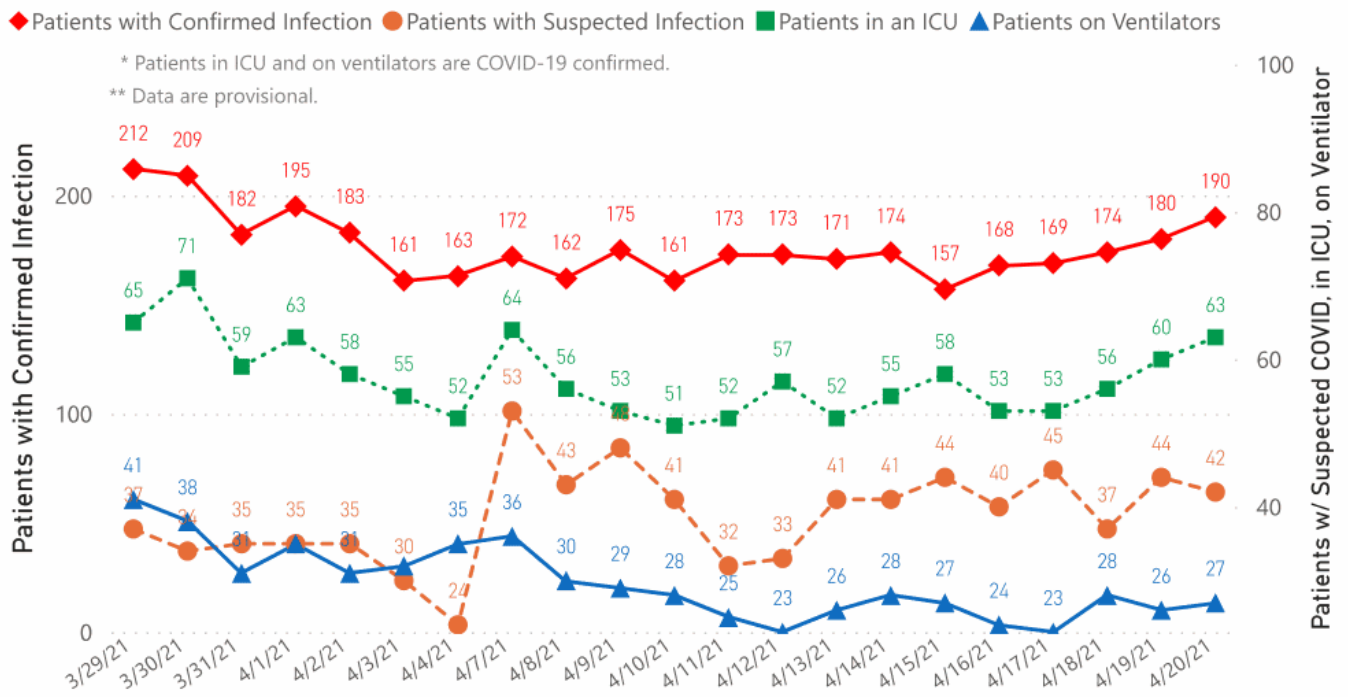
Probable deaths are those individuals with a designation of COVID-19 as a cause of death on the death certificate, but where no confirmatory testing was performed.

## Mississippi COVID-19 Data Charts and Maps

### Hospitalizations and Bed Availability

[View interactive hospitalization charts](#)

#### COVID-19 Hospitalizations Reported by MS Hospitals, 3/31/21 - 4/20/21 \*,\*\*



### Hospitalization Trend to Date

Updated weekly



## Hospital Bed Availability

Updated daily (interactive)



## Daily Case Maps

[View all interactive maps](#)

## Recent COVID-19 Activity

The chart below shows counties according to COVID-19 incidence (cases by population) over the last 7 days. Also see [weekly county incidence tables](#)



Mississippi COVID-19 Cases Incidence Rate \*  
as of April 20, 2021

## Mississippi

7 Day Average  
New Cases

**243.9**

7 Day Average  
Incidence Rate \*

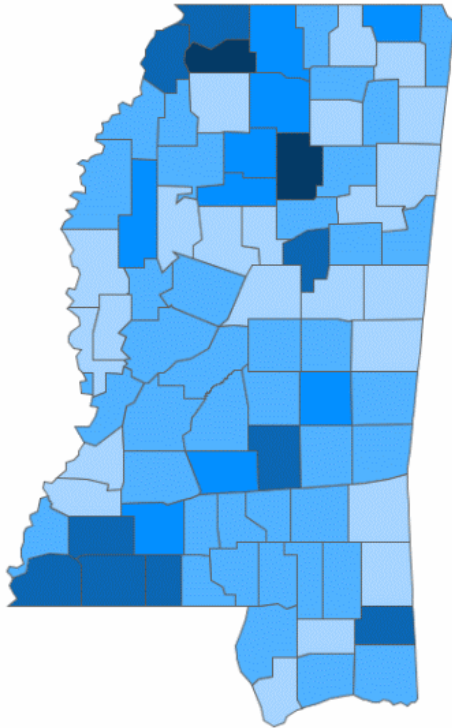
**7.9**

Cumulative Cases

**309,818**

2019 Estimated Population

**2,976,149**



● <5.0 ● 5.0 to 10.0 ● 10.0 to 15.0 ● 15.0 to 20.0 ● >20.0

\* Based on average daily new cases of past 7 days per 100,000 population.

County	Incidence Rate	New Cases (7-Day Avg)	2019 Est. Population
Calhoun	26.9	3.9	14,361
Tate	23.7	6.7	28,321
Choctaw	19.1	1.6	8,210
DeSoto	17.1	31.7	184,945
Franklin	16.7	1.3	7,713
Wilkinson	16.6	1.4	8,630
Pike	16.4	6.4	39,288
Tunica	16.3	1.6	9,632
Smith	15.3	2.4	15,916
George	15.2	3.7	24,500

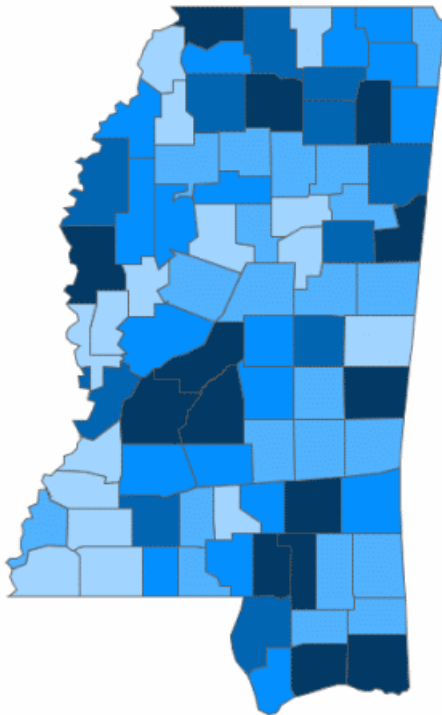
### Cumulative COVID-19 Cases

Total cases and deaths by county since the start of the pandemic. Also see [weekly estimate of recoveries](#)

Mississippi COVID-19  
Cases and Deaths by Race with Ethnicity  
as of 3 pm CT, April 20, 2021

# Mississippi

Total Cases  
**309,818**



● 1 to 1250 ● 1251 to 2500 ● 2501 to 3750 ● 3751 to 5000 ● >5000

	American Indian or Alaska Native	Asian	Black	White	Other	Unknown
Non Hispanic	1,235	1,180	83,903	119,879	3,088	2,596
Hispanic	60	38	435	1,998	3,610	737
Unknown Ethnicity	1,016	344	17,791	27,228	7,563	37,117

Total Deaths  
**7,163**

	American Indian or Alaska Native	Asian	Black	White	Other	Unknown
Non Hispanic	91	12	2,457	3,290	42	19
Hispanic	1	1	8	32	21	2
Unknown Ethnicity	25	7	365	562	67	161

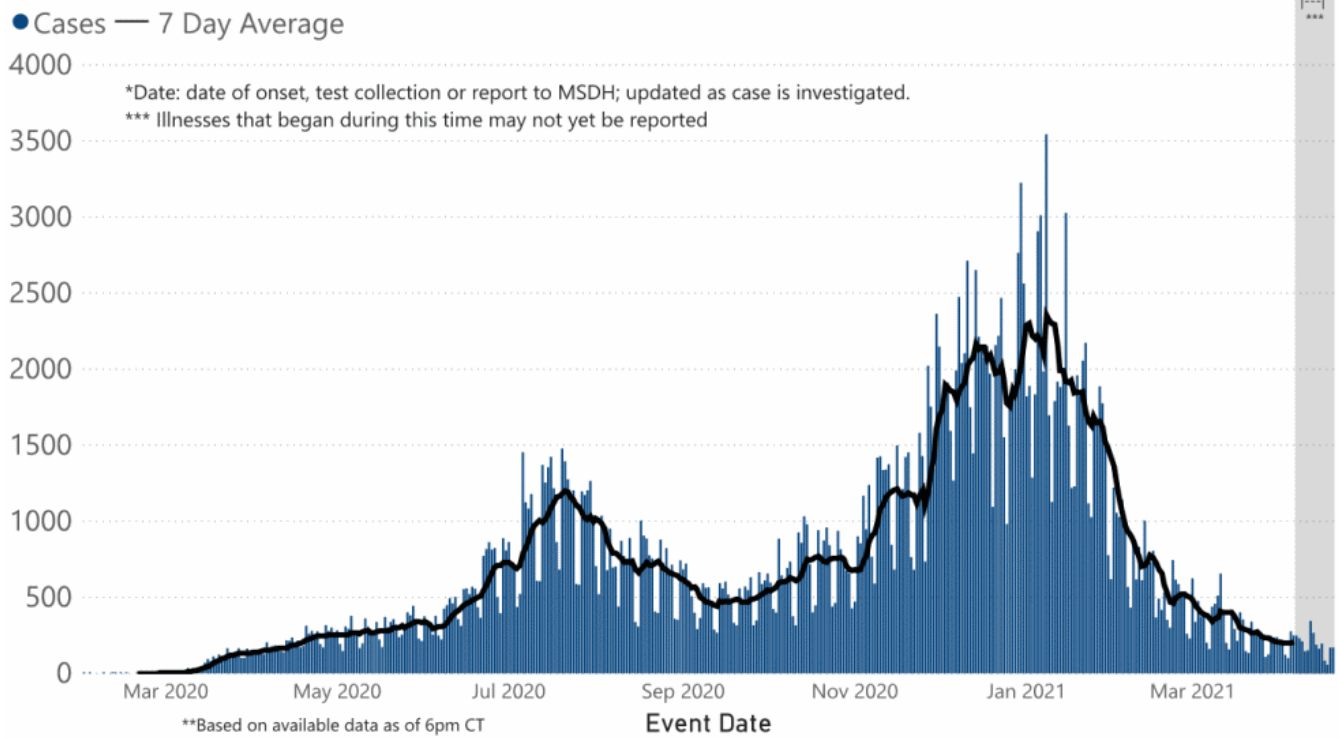
## Daily Statewide Data Charts

Our state case map and other data charts are also available in interactive form.

▶ [View interactive epidemiological and surveillance charts](#)

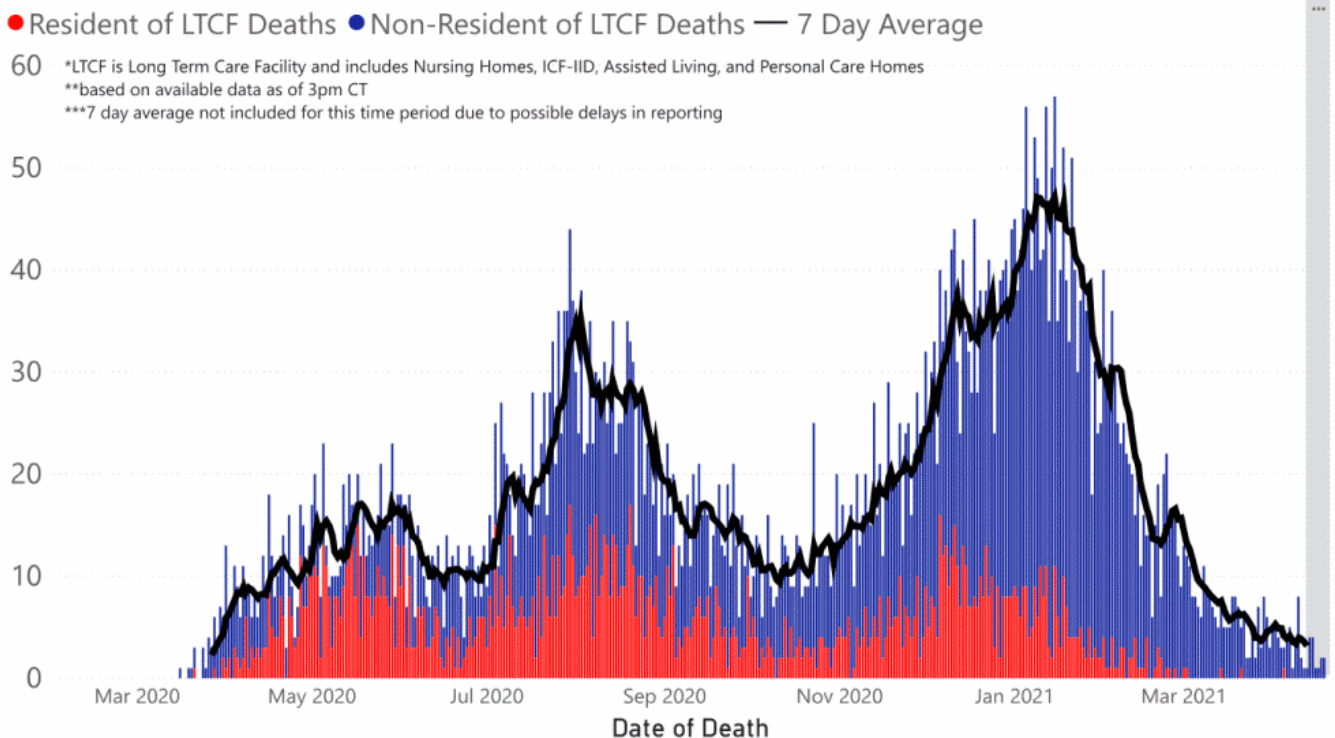
The charts below are based on available data at the time of publication. Charts do **not** include cases where insufficient details of the case are known.

## COVID-19 Cases by Date\* through April 20, 2021\*\*, Mississippi



**Note:** Values up to two weeks in the past on the chart of Cases by Date above can change as we update it with new information from disease investigation.

## COVID-19 LTCF\* and Non-LTCF Deaths by Date of Death through April 20, 2021\*\*, Mississippi



## Weekly Statewide Data Charts

Includes:

- Cases, deaths and hospitalizations, analyzed by age, race/ethnicity, gender and other factors

- MIS-C cases and deaths
- Counties with high COVID-19 cases and incidence
- Syndromic surveillance

▶ [All weekly charts](#)

## Estimated Recoveries

Presumed COVID-19 cases recovered, estimated weekly (does not include cases still under investigation).

### COVID-19 Presumed Recovered Cases through April 19, 2021, Mississippi

299,066  
Presumed Recovered\*

\*Reflects Provisional Estimates. Presumed Recovered if:

- 1) It has been 14 days or more since the case tested positive, if they were not hospitalized
- 2) It has been 21 days or more since the case tested positive, if they were hospitalized or hospitalization was unknown.

All deaths excluded. Presumed recovered counts will be updated weekly.

---

## U.S. and World Cases

- ▶ [COVID-19 cases in the United States \(CDC\)](#)
- ▶ [U.S. COVID-19 Tracker \(CDC\)](#)
- ▶ [COVID-19 Global Case Map \(Johns Hopkins University\)](#)

---

## COVID-19 Testing

### Statewide Combined Testing as of April 18

COVID-19 testing providers around the state include commercial laboratories, hospital labs and the MSDH Public Health Laboratory results from all these sources are combined in the table below. (Updated weekly)

**PCR** testing detects current, active COVID-19 infection in an individual.

**Antibody** (serology) testing identifies individuals with past COVID-19 infection based on antibodies they develop one to

three weeks after infection.

**Antigen** testing is another way to identify current COVID-19 infection.

PCR tests	1,752,785
Serology (antibody) tests	90,429
Antigen tests	835,074
<b>Total tests</b>	<b>2,678,288</b>

▶ [Getting tested for COVID-19](#)

---

## Prevention and Guidance for Individuals and the Community

▶ [Preventive steps to take, recommendations, guidance and general information on COVID-19](#)

Get COVID-19 e-mail updates daily with our free newsletter:



Last reviewed on Mar 5,  
2020

[error on this](#)

[email page](#)

[print](#)

### *Related resources*

- ▶ [Free COVID-19 Testing and Local Testing Providers](#)
- ▶ [COVID-19 Guidance and Prevention for Individuals and the Community](#)  
Updated April 1, 2021

### *More topics*

- ▶ [\[ Espanol, Tieng Viet, ASL \]](#)
- ▶ [County Data](#)
- ▶ [Handouts and Posters](#)
- ▶ [Healthcare Professionals](#)
- ▶ [Interactive Maps and Charts](#)
- ▶ [Prevention and Safety Guidance](#)
- ▶ [School Cases and Outbreaks](#)
- ▶ [Statewide COVID-19 Data](#)
- ▶ [Testing for COVID-19](#)
- ▶ [Vaccination Against COVID-19](#)

---

# COVID-19 Vaccinations

Latest information

Questions and answers

Mississippi Vaccination Report

Now vaccinating all Mississippians aged 16 and older.

[FULL INFORMATION](#)

## **AGENCY**

---

[About Us](#)

[Administration](#)

[Board of Health](#)

[County Offices](#)

[Institutional Review](#)

[Jobs](#)

[Locations](#)

[Public Health Laboratory](#)

[RFPs/Grants](#)

[More »](#)

---

[Intranet](#)

[OHIT+ER Service Center](#)

[Webmail](#)

## **INFORMATION**

---

[Apps](#)

[Calendar of Events](#)

[Contact Us](#)

[Meetings](#)

[Health Resources](#)

[Hotlines](#)

[Locations](#)

[News](#)

[Newsletter](#)

[Phone Numbers](#)

[Español](#)

## **I NEED A ...**

---

[Birth Certificate](#)

[Certificate of Need](#)

[Children's Health Insurance](#)

[Complaint Form](#)

[Criminal History Check](#)

[Death Certificate](#)

[Divorce Record](#)

[Food Permit](#)

[Immunization Record](#)

[J-1 Visa](#)

[License Verification](#)

[Marriage Record](#)

[Professional License](#)

[Public Records Request](#)  
[Wastewater Application](#)

#### **PUBLICATIONS**

---

[Annual Report](#)  
[CON Weekly Reports](#)  
[Health Facilities Directory](#)  
[Mississippi Morbidity Reports](#)  
[Public Health Report](#)  
[State Health Plan](#)  
[Strategic Plan](#)  
[More »](#)

Mississippi State Department of Health • 570 East Woodrow Wilson Dr • Jackson, MS 39216 • 866-HLTHY4U • [Contact and information](#)

