

Menu



Coronavirus Disease 2019 (COVID-19)

Updated April 23, 2021

Healthcare Professionals

Guidance and more →

- ▶ [Healthcare guidance](#)
- ▶ [Electronic reporting](#)
- ▶ [Vaccine providers](#)
- ▶ [Specimens](#)
- ▶ [Lab dropoff](#)
- ▶ [Facilities guidance](#)
- ▶ [MS-HAN Alerts](#)

[ALL HEALTHCARE](#)

Current Cases and Statistics

County and state data →

- ▶ [Today's update](#)
- ▶ [State data and reports](#)
- ▶ [County data](#)
- ▶ [Charts and maps](#)
- ▶ [Hospitalizations](#)
- ▶ [Lab testing](#)
- ▶ [Recoveries](#)

[ALL STATISTICS](#)

Vaccination, Safety and Testing

Stopping the spread →

- ▶ [Vaccinations](#)
- ▶ [Getting tested](#)
- ▶ [Personal protection](#)
- ▶ [Gatherings and events](#)

- ▶ [Business and community](#)
- ▶ [School guidelines](#)
- ▶ [Long-term care facilities](#)

ALL GUIDANCE

General Information

- ▶ Mississippi COVID-19 Hotline (7 days a week, 7 a.m.–7 p.m.): **877-978-6453**
- ▶ [COVID-19 overview, questions and answers, and resources in other languages](#)

COVID-19 in Mississippi

New Cases and Deaths as of April 22

NEW CASES

212

New COVID-19 positive test results reported to MSDH as of 3 p.m. yesterday.

TOTAL MISSISSIPPI CASES

310,349

- ▶ [Totals by county](#)

NEW DEATHS

2

New COVID-19 related deaths reported to MSDH as of 3 p.m. yesterday.

One death occurred on April 20 in the county below:

- ▶ [County list](#)

One death occurred on April 7, identified from death certificate reports.

- ▶ [County list](#)

TOTAL MISSISSIPPI DEATHS

7,175

▶ [Totals by county](#)

LTC OUTBREAKS

27

Current outbreaks in long-term care (LTC) facilities only. (See [LTC facility outbreak definition](#).)

▶ [Cases by county](#)

About our case counts: We currently update our case totals each day based on test results from the previous day. Outside laboratories also report positive test results to us, which are included in our totals. Multiple positive tests for the same individual are counted only once. County case numbers and deaths may change as investigation finds new or additional information.

Statewide COVID-19 Data and Reports

- ▶ [K-12 School Reports](#)
Weekly COVID-19 cases, outbreaks and exposure reported by Mississippi schools
- ▶ [Long-Term Care Facility and Residential Care Facility COVID-19 Reports](#)
Data reported directly to MSDH by the facility; cases and deaths in these reports may not yet be included in our totals of lab-reported cases.
- ▶ [Ongoing Outbreaks in Nursing Homes](#)
A wide variety of data from the Centers for Medicare and Medicaid (CMS)
- ▶ [Deaths from COVID-19 and Other Causes](#) PDF
Provisional counts by week of deaths from COVID-19, pneumonia/influenza, and heart disease
- ▶ [Laboratory Testing](#)
Number and type of COVID-19 tests performed
- ▶ [Mississippi COVID-19 Vaccination Report](#) PDF
Vaccinations distributed and administered as reported to MSDH by vaccination providers
- ▶ [Statewide data charts](#)

County COVID-19 Data

Variant Strains

- ▶ [COVID-19 cases by variant type](#) PDF
cases by county, updated weekly

Race and Ethnicity

- ▶ [Total COVID-19 cases and deaths by county, race and ethnicity](#) PDF
Current and past data tables, updated daily

Data Snapshots for Individual Counties

High Cases and Incidence

- ▶ [Map of Mississippi counties by 7-day incidence](#)
- ▶ [Table of counties ranked by weekly cases and incidence](#)

Cumulative Cases and Deaths by County

Totals of all reported COVID-19 cases, including those in long-term care (LTC) facilities.

The numbers in this table are provisional. County case numbers and deaths may change as investigation finds new or additional information.

Long-term care data updates are not yet available. The table below reflects figures from last week for long-term care cases and deaths.

County	Total Cases	Total Deaths	Total LTC Facility Cases	Total LTC Facility Deaths
Adams	2473	82	83	16
Alcorn	3043	67	130	20
Amite	1216	41	55	9
Attala	2138	73	175	36
Benton	976	25	46	10
Bolivar	4787	130	234	32
Calhoun	1673	32	36	6
Carroll	1212	27	51	10
Chickasaw	2060	57	60	15
Choctaw	747	17	2	0
Claiborne	1016	30	45	9
Clarke	1782	78	123	31
Clay	1835	54	38	5
Coahoma	2917	79	129	12
Copiah	2948	65	83	11
Covington	2557	80	137	39
De Soto	21158	254	113	24
Forrest	7595	149	228	51
Franklin	831	23	40	4
George	2417	47	59	8
Greene	1297	33	52	6
Total	310,349	7,175	10,442	1,974

County	Total Cases	Total Deaths	Total LTC Facility Cases	Total LTC Facility Deaths
Grenada	2580	85	155	32
Hancock	3749	85	69	14
Harrison	17647	306	485	68
Hinds	20080	413	804	131
Holmes	1875	72	104	20
Humphreys	948	32	34	9
Issaquena	168	6	0	0
Itawamba	2982	77	134	23
Jackson	13254	245	240	35
Jasper	2204	48	43	2
Jefferson	649	28	41	7
Jefferson Davis	1063	32	9	1
Jones	8331	161	220	42
Kemper	959	28	44	9
Lafayette	6109	118	187	55
Lamar	6169	85	54	13
Lauderdale	7261	238	443	100
Lawrence	1274	23	27	2
Leake	2631	73	88	15
Lee	9924	171	222	41
Leflore	3480	124	236	52
Lincoln	3908	109	197	40
Lowndes	6320	144	256	63
Madison	9990	214	368	69
Marion	2672	79	158	24
Marshall	4320	103	64	15
Monroe	4069	132	190	55
Montgomery	1260	42	54	9
Neshoba	4019	176	203	59
Newton	2471	61	87	15
Noxubee	1266	34	35	6
Oktibbeha	4587	98	222	36
Total	310,349	7,175	10,442	1,974

County	Total Cases	Total Deaths	Total LTC Facility Cases	Total LTC Facility Deaths
Panola	4474	103	104	15
Pearl River	4457	142	188	37
Perry	1256	38	21	8
Pike	3244	105	135	35
Pontotoc	4181	72	86	12
Prentiss	2773	59	99	15
Quitman	793	16	0	0
Rankin	13447	277	392	61
Scott	3129	73	115	18
Sharkey	498	17	43	8
Simpson	2909	87	157	20
Smith	1613	34	66	8
Stone	1799	33	85	14
Sunflower	3331	90	122	20
Tallahatchie	1764	40	50	7
Tate	3289	84	80	19
Tippah	2860	68	119	13
Tishomingo	2235	67	102	27
Tunica	1041	25	18	2
Union	4059	76	131	23
Walthall	1323	44	69	13
Warren	4316	119	170	37
Washington	5300	133	191	39
Wayne	2618	41	69	11
Webster	1143	32	61	12
Wilkinson	661	29	25	5
Winston	2262	81	130	39
Yalobusha	1607	36	82	22
Yazoo	3070	69	140	18
Total	310,349	7,175	10,442	1,974

Case Classifications

Mississippi investigates and reports both probable and confirmed cases and deaths according to the [CSTE case definition](#).

	Confirmed	Probable	Total
--	-----------	----------	-------

	Confirmed	Probable	Total
Cases	189,854	120,495	310,349
Deaths	4,954	2,221	7,175

Confirmed cases and deaths are generally determined by positive PCR tests, which detect the presence of ongoing coronavirus infection.

Probable cases are those who test positive by other testing methods such as antibody or antigen, and have recent symptoms consistent with COVID-19, indicating a recent infection.

Probable deaths are those individuals with a designation of COVID-19 as a cause of death on the death certificate, but where no confirmatory testing was performed.

Mississippi COVID-19 Data Charts and Maps

Hospitalizations and Bed Availability

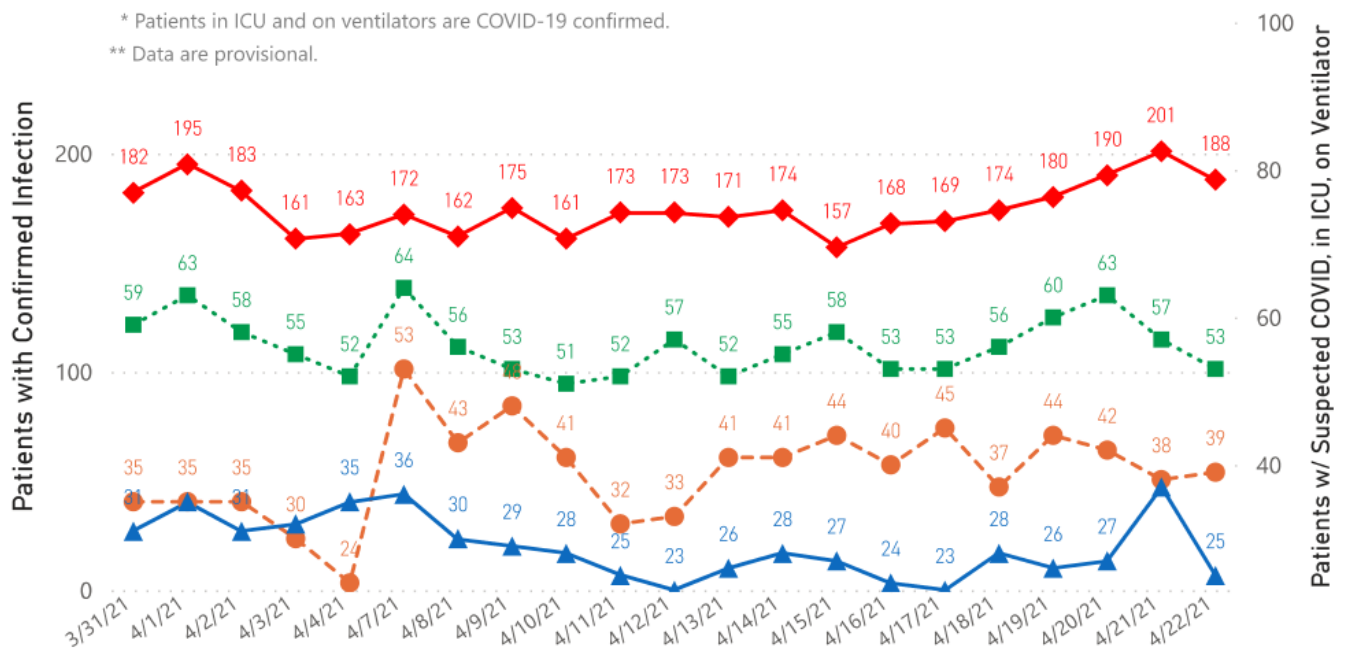
► [View interactive hospitalization charts](#)

COVID-19 Hospitalizations Reported by MS Hospitals, 4/2/21 - 4/22/21 *,**

◆ Patients with Confirmed Infection ● Patients with Suspected Infection ■ Patients in an ICU ▲ Patients on Ventilators

* Patients in ICU and on ventilators are COVID-19 confirmed.

** Data are provisional.



Hospitalization Trend to Date

Updated weekly



Hospital Bed Availability

Updated daily (interactive)



Daily Case Maps

[View all interactive maps](#)

Recent COVID-19 Activity

The chart below shows counties according to COVID-19 incidence (cases by population) over the last 7 days. Also see [weekly county incidence tables](#)

Mississippi COVID-19 Cases Incidence Rate *
as of April 22, 2021

Mississippi

7 Day Average
New Cases

230.3

7 Day Average
Incidence Rate *

7.0

Cumulative Cases

310,349

2019 Estimated Population

2,976,149



● <5.0 ● 5.0 to 10.0 ● 10.0 to 15.0 ● 15.0 to 20.0

* Based on average daily new cases of past 7 days per 100,000 population.

County	Incidence Rate	New Cases (7-Day Avg)	2019 Est. Population
Alcorn	18.9	7.0	36,953
Calhoun	18.9	2.7	14,361
George	18.7	4.6	24,500
Tate	18.2	5.1	28,321
Smith	18.0	2.9	15,916
DeSoto	17.5	32.4	184,945
Wilkinson	16.6	1.4	8,630
Choctaw	13.9	1.1	8,210
Marshall	13.8	4.9	35,294
Tunica	13.3	1.3	9,632

Cumulative COVID-19 Cases

Total cases and deaths by county since the start of the pandemic. Also see [weekly estimate of recoveries](#)

Mississippi COVID-19
Cases and Deaths by Race with Ethnicity
as of 3 pm CT, April 22, 2021

Mississippi

Total Cases
310,349



● 1 to 1250 ● 1251 to 2500 ● 2501 to 3750 ● 3751 to 5000 ● >5000

	American Indian or Alaska Native	Asian	Black	White	Other	Unknown
Non Hispanic	1,236	1,183	84,090	120,121	3,093	2,600
Hispanic	60	38	437	2,003	3,615	737
Unknown Ethnicity	1,016	344	17,806	27,239	7,566	37,165

Total Deaths
7,175

	American Indian or Alaska Native	Asian	Black	White	Other	Unknown
Non Hispanic	91	12	2,459	3,298	42	19
Hispanic	1	1	8	32	21	2
Unknown Ethnicity	25	7	366	563	67	161

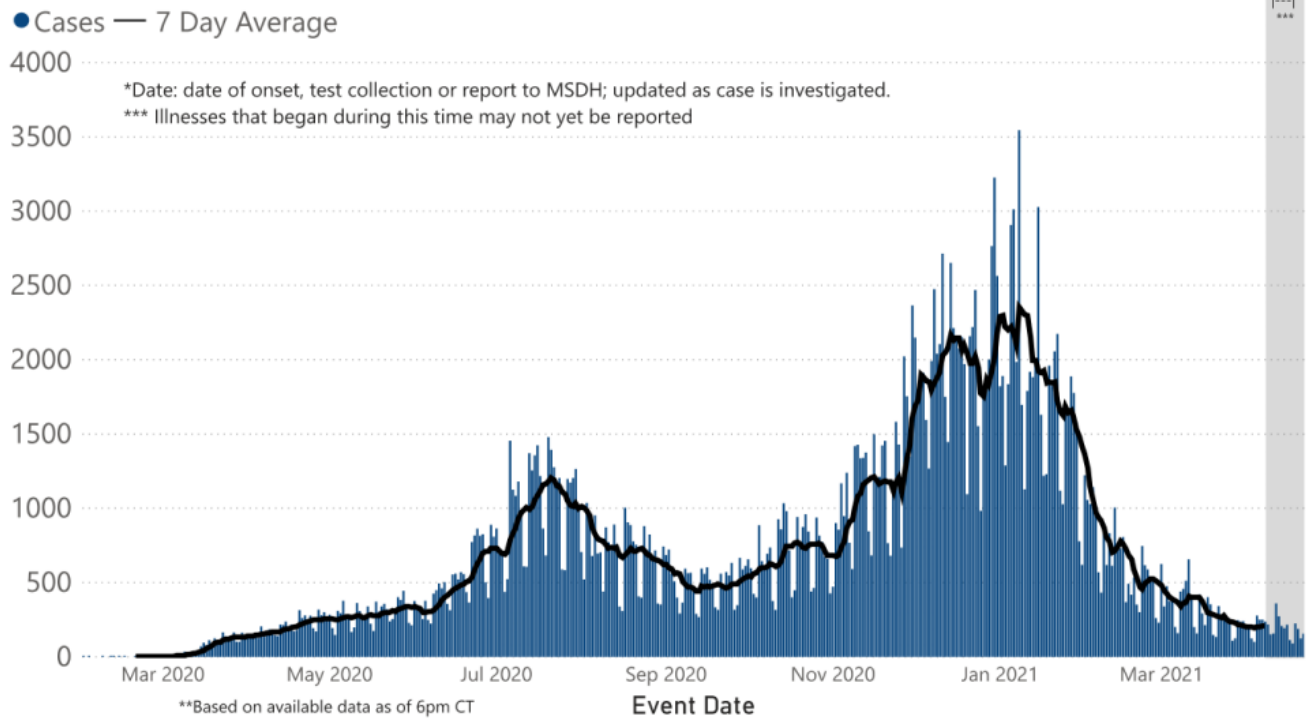
Daily Statewide Data Charts

Our state case map and other data charts are also available in interactive form.

▶ [View interactive epidemiological and surveillance charts](#)

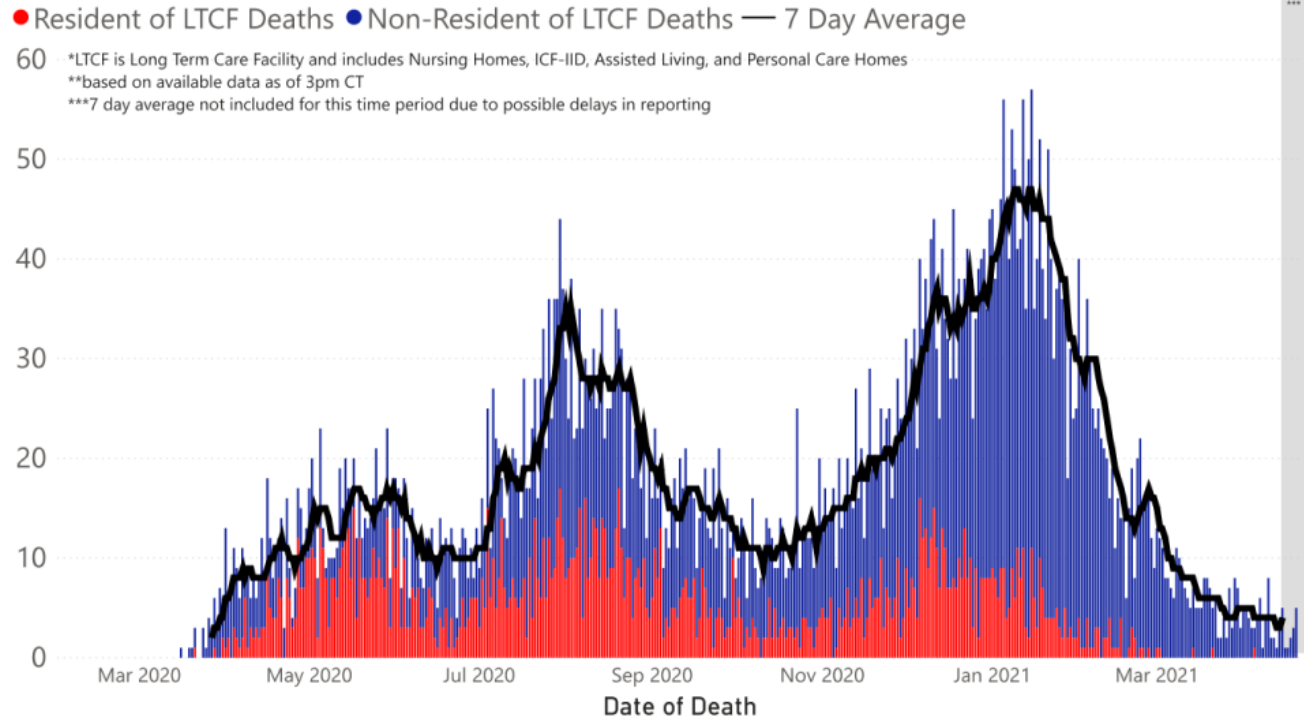
The charts below are based on available data at the time of publication. Charts do **not** include cases where insufficient details of the case are known.

COVID-19 Cases by Date* through April 22, 2021**, Mississippi



Note: Values up to two weeks in the past on the chart of Cases by Date above can change as we update it with new information from disease investigation.

COVID-19 LTCF* and Non-LTCF Deaths by Date of Death through April 22, 2021**, Mississippi



Weekly Statewide Data Charts

Includes:

- Cases, deaths and hospitalizations, analyzed by age, race/ethnicity, gender and other factors

- MIS-C cases and deaths
- Counties with high COVID-19 cases and incidence
- Syndromic surveillance

▶ [All weekly charts](#)

Estimated Recoveries

Presumed COVID-19 cases recovered, estimated weekly (does not include cases still under investigation).

COVID-19 Presumed Recovered Cases through April 19, 2021, Mississippi

299,066
Presumed Recovered*

*Reflects Provisional Estimates. Presumed Recovered if:

- 1) It has been 14 days or more since the case tested positive, if they were not hospitalized
- 2) It has been 21 days or more since the case tested positive, if they were hospitalized or hospitalization was unknown.

All deaths excluded. Presumed recovered counts will be updated weekly.

U.S. and World Cases

- ▶ [COVID-19 cases in the United States \(CDC\)](#)
- ▶ [U.S. COVID-19 Tracker \(CDC\)](#)
- ▶ [COVID-19 Global Case Map \(Johns Hopkins University\)](#)

COVID-19 Testing

Statewide Combined Testing as of April 18

COVID-19 testing providers around the state include commercial laboratories, hospital labs and the MSDH Public Health Laboratory results from all these sources are combined in the table below. (Updated weekly)

PCR testing detects current, active COVID-19 infection in an individual.

Antibody (serology) testing identifies individuals with past COVID-19 infection based on antibodies they develop one to

three weeks after infection.

Antigen testing is another way to identify current COVID-19 infection.

PCR tests	1,752,785
Serology (antibody) tests	90,429
Antigen tests	835,074
Total tests	2,678,288

▶ [Getting tested for COVID-19](#)

Prevention and Guidance for Individuals and the Community

▶ [Preventive steps to take, recommendations, guidance and general information on COVID-19](#)

Last reviewed on Mar 5,

2020

[error on this](#)

[email page](#)

[print](#)

Related resources

▶ [Free COVID-19 Testing and Local Testing Providers](#)

▶ [COVID-19 Guidance and Prevention for Individuals and the Community](#)

Updated April 1, 2021

More topics

- ▶ [\[Espanol, Tieng Viet, ASL \]](#)
- ▶ [County Data](#)
- ▶ [Handouts and Posters](#)
- ▶ [Healthcare Professionals](#)
- ▶ [Interactive Maps and Charts](#)
- ▶ [Prevention and Safety Guidance](#)
- ▶ [School Cases and Outbreaks](#)
- ▶ [Statewide COVID-19 Data](#)
- ▶ [Testing for COVID-19](#)
- ▶ [Vaccination Against COVID-19](#)

Get COVID-19 e-mail updates daily with our free newsletter:



Stay home - Call in!

You can hold your WIC appointment by **phone** or on your **computer**.

Set up yours today!

Call your local WIC center

The advertisement features a laptop on the left with a person's hands typing. The laptop screen displays the text "Visit us remotely!" in blue, a green brushstroke underline, and the Mississippi WIC logo (with "MISSISSIPPI" above and "WIC" in large letters, and "Women, Infants and Children" below). The background is a light gray gradient.

AGENCY

[About Us](#)

[Administration](#)

[Board of Health](#)

[County Offices](#)

[Institutional Review](#)

[Jobs](#)

[Locations](#)

[Public Health Laboratory](#)

[RFPs/Grants](#)

[More »](#)

[Intranet](#)

[OHIT+ER Service Center](#)

[Webmail](#)

INFORMATION

[Apps](#)

[Calendar of Events](#)

[Contact Us](#)

[Meetings](#)

[Health Resources](#)

[Hotlines](#)

[Locations](#)

[News](#)

[Newsletter](#)

[Phone Numbers](#)

[Español](#)

I NEED A ...

[Birth Certificate](#)

[Certificate of Need](#)

[Children's Health Insurance](#)

[Complaint Form](#)

[Criminal History Check](#)

[Death Certificate](#)

[Divorce Record](#)

[Food Permit](#)

[Immunization Record](#)

[J-1 Visa](#)

[License Verification](#)

[Marriage Record](#)

[Professional License](#)

[Public Records Request](#)
[Wastewater Application](#)

PUBLICATIONS

[Annual Report](#)
[CON Weekly Reports](#)
[Health Facilities Directory](#)
[Mississippi Morbidity Reports](#)
[Public Health Report](#)
[State Health Plan](#)
[Strategic Plan](#)

[More »](#)

Mississippi State Department of Health • 570 East Woodrow Wilson Dr • Jackson, MS 39216 • 866-HLTHY4U • [Contact and information](#)

