

Menu



Coronavirus Disease 2019 (COVID-19)

Updated April 28, 2021

Healthcare Professionals

Guidance and more →

- ▶ [Healthcare guidance](#)
- ▶ [Electronic reporting](#)
- ▶ [Vaccine providers](#)
- ▶ [Specimens](#)
- ▶ [Lab dropoff](#)
- ▶ [Facilities guidance](#)
- ▶ [MS-HAN Alerts](#)

[ALL HEALTHCARE](#)

Current Cases and Statistics

County and state data →

- ▶ [Latest update](#)
- ▶ [State data and reports](#)
- ▶ [County data](#)
- ▶ [Charts and maps](#)
- ▶ [Hospitalizations](#)
- ▶ [Lab testing](#)
- ▶ [Recoveries](#)

[ALL STATISTICS](#)

Vaccination, Safety and Testing

Stopping the spread →

- ▶ [Vaccinations](#)
- ▶ [Getting tested](#)
- ▶ [Personal protection](#)
- ▶ [Gatherings and events](#)

- ▶ [Business and community](#)
- ▶ [School guidelines](#)
- ▶ [Long-term care facilities](#)

ALL GUIDANCE

Mississippi COVID-19 Vaccine Confidence Survey: [Read the summary »](#)

Small gatherings and activities without a mask are safe for those who are fully vaccinated. [Learn more »](#)

General Information

- ▶ Mississippi COVID-19 Hotline (7 days a week, 7 a.m.–7 p.m.): **877-978-6453**
- ▶ [COVID-19 overview, questions and answers, and resources in other languages](#)

COVID-19 in Mississippi

New Cases and Deaths as of April 27

NEW CASES

334

New COVID-19 positive test results reported to MSDH as of 3 p.m. yesterday.

TOTAL MISSISSIPPI CASES

311,493

▶ [Totals by county](#)

NEW DEATHS

5

New COVID-19 related deaths reported to MSDH as of 3 p.m. yesterday.

Four deaths occurred between April 23 and April 27 in the counties below:

▶ [County list](#)

One death occurred on February 25, identified from death certificate reports.

▶ [County list](#)

TOTAL MISSISSIPPI DEATHS

7,193

▶ [Totals by county](#)

LTC OUTBREAKS

28

Current outbreaks in long-term care (LTC) facilities only. (See [LTC facility outbreak definition](#).)

▶ [Cases by county](#)

About our case counts: We currently update our case totals each weekday based on test results from the previous day (or weekend). Outside laboratories also report positive test results to us, which are included in our totals. Multiple positive tests for the same individual are counted only once. County case numbers and deaths may change as investigation finds new or additional information.

Statewide COVID-19 Data and Reports

- ▶ [K-12 School Reports](#)
Weekly COVID-19 cases, outbreaks and exposure reported by Mississippi schools
- ▶ [Long-Term Care Facility and Residential Care Facility COVID-19 Reports](#)
Data reported directly to MSDH by the facility; cases and deaths in these reports may not yet be included in our totals of lab-reported cases.
- ▶ [Ongoing Outbreaks in Nursing Homes](#)
A wide variety of data from the Centers for Medicare and Medicaid (CMS)
- ▶ [Deaths from COVID-19 and Other Causes](#) PDF
Provisional counts by week of deaths from COVID-19, pneumonia/influenza, and heart disease
- ▶ [Laboratory Testing](#)
Number and type of COVID-19 tests performed
- ▶ [Mississippi COVID-19 Vaccination Report](#) PDF
Vaccinations distributed and administered as reported to MSDH by vaccination providers
- ▶ [Statewide data charts](#)

County COVID-19 Data

Variant Strains

- ▶ [COVID-19 cases by variant type](#) PDF
cases by county, updated weekly

Race and Ethnicity

- ▶ [Total COVID-19 cases and deaths by county, race and ethnicity](#) PDF
Current and past data tables, updated weekdays

Data Snapshots for Individual Counties

- ▶ [Weekly COVID-19 snapshots for each Mississippi county](#)

High Cases and Incidence

- ▶ [Map of Mississippi counties by 7-day incidence](#)
- ▶ [Table of counties ranked by weekly cases and incidence](#)

Cumulative Cases and Deaths by County

Totals of all reported COVID-19 cases, including those in long-term care (LTC) facilities.

The numbers in this table are provisional. County case numbers and deaths may change as investigation finds new or additional information.

County	Total Cases	Total Deaths	Total LTC Facility Cases As of April 16	Total LTC Facility Deaths As of April 16
Adams	2505	82	83	16
Alcorn	3083	68	130	20
Amite	1226	41	55	9
Attala	2142	73	175	36
Benton	982	25	46	10
Bolivar	4790	131	234	32
Calhoun	1680	32	36	6
Carroll	1215	27	51	10
Chickasaw	2065	57	60	15
Choctaw	751	18	2	0
Claiborne	1020	30	45	9
Clarke	1784	79	123	31
Clay	1837	54	38	5
Coahoma	2927	79	129	12
Copiah	2954	65	83	11
Covington	2560	80	137	39
De Soto	21271	256	113	24
Forrest	7614	149	228	51
Franklin	831	23	40	4
Total	311,493	7,193	10,442	1,974

County	Total Cases	Total Deaths	Total LTC Facility Cases As of April 16	Total LTC Facility Deaths As of April 16
George	2446	47	59	8
Greene	1300	33	52	6
Grenada	2586	85	155	32
Hancock	3756	86	69	14
Harrison	17710	306	485	68
Hinds	20171	413	804	131
Holmes	1882	72	104	20
Humphreys	949	32	34	9
Issaquena	168	6	0	0
Itawamba	2987	77	134	23
Jackson	13341	246	240	35
Jasper	2206	48	43	2
Jefferson	650	28	41	7
Jefferson Davis	1066	32	9	1
Jones	8348	163	220	42
Kemper	961	28	44	9
Lafayette	6134	118	187	55
Lamar	6183	85	54	13
Lauderdale	7268	240	443	100
Lawrence	1279	23	27	2
Leake	2636	73	88	15
Lee	9940	171	222	41
Leflore	3483	124	236	52
Lincoln	3923	110	197	40
Lowndes	6343	144	256	63
Madison	10016	215	368	69
Marion	2680	79	158	24
Marshall	4352	103	64	15
Monroe	4078	132	190	55
Montgomery	1261	42	54	9
Neshoba	4030	176	203	59
Newton	2476	61	87	15
Total	311,493	7,193	10,442	1,974

County	Total Cases	Total Deaths	Total LTC Facility Cases As of April 16	Total LTC Facility Deaths As of April 16
Noxubee	1269	34	35	6
Oktibbeha	4592	98	222	36
Panola	4520	103	104	15
Pearl River	4479	143	188	37
Perry	1257	38	21	8
Pike	3268	105	135	35
Pontotoc	4186	72	86	12
Prentiss	2777	59	99	15
Quitman	794	16	0	0
Rankin	13494	278	392	61
Scott	3138	73	115	18
Sharkey	501	17	43	8
Simpson	2933	88	157	20
Smith	1617	34	66	8
Stone	1804	33	85	14
Sunflower	3344	90	122	20
Tallahatchie	1770	40	50	7
Tate	3304	84	80	19
Tippah	2867	68	119	13
Tishomingo	2242	67	102	27
Tunica	1044	25	18	2
Union	4076	76	131	23
Walthall	1329	44	69	13
Warren	4339	119	170	37
Washington	5307	133	191	39
Wayne	2620	41	69	11
Webster	1145	32	61	12
Wilkinson	664	30	25	5
Winston	2268	81	130	39
Yalobusha	1614	36	82	22
Yazoo	3085	69	140	18
Total	311,493	7,193	10,442	1,974

Case Classifications

Mississippi investigates and reports both probable and confirmed cases and deaths according to the [CSTE case definition](#).

	Confirmed	Probable	Total
Cases	190,428	121,065	311,493
Deaths	4,966	2,227	7,193

Confirmed cases and deaths are generally determined by positive PCR tests, which detect the presence of ongoing coronavirus infection.

Probable cases are those who test positive by other testing methods such as antibody or antigen, and have recent symptoms consistent with COVID-19, indicating a recent infection.

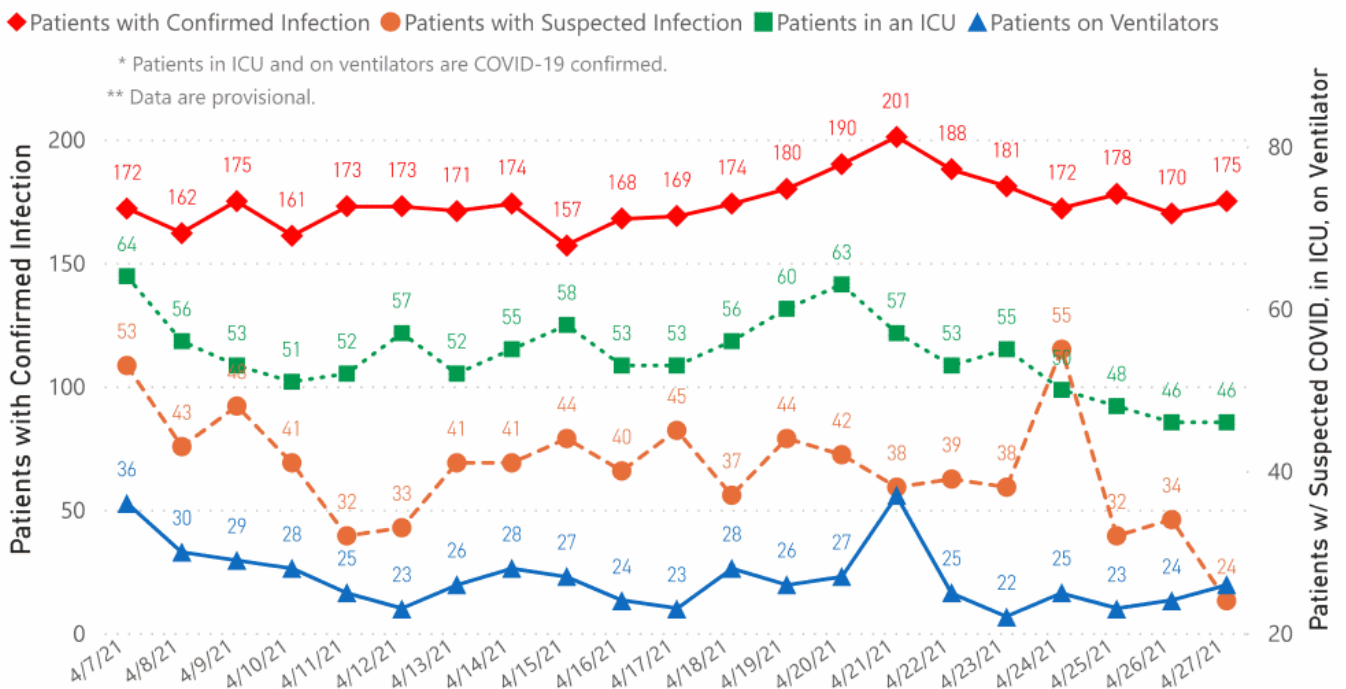
Probable deaths are those individuals with a designation of COVID-19 as a cause of death on the death certificate, but where no confirmatory testing was performed.

Mississippi COVID-19 Data Charts and Maps

Hospitalizations and Bed Availability

[View interactive hospitalization charts](#)

COVID-19 Hospitalizations Reported by MS Hospitals, 4/7/21-4/27/21 *,**



Hospitalization Trend to Date

Updated weekly



Hospital Bed Availability

Updated weekdays (interactive)



Daily Case Maps

▶ [View all interactive maps](#)

Recent COVID-19 Activity

The chart below shows counties according to COVID-19 incidence (cases by population) over the last 7 days. Also see [weekly county incidence tables](#)

Mississippi COVID-19 Cases Incidence Rate *
as of April 27, 2021

Mississippi

7 Day Average
New Cases

239.3

7 Day Average
Incidence Rate *

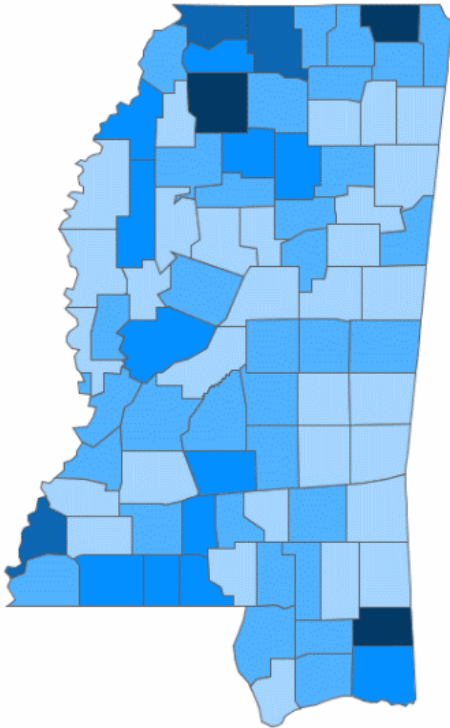
8.0

Cumulative Cases

311,493

2019 Estimated Population

2,976,149



● <5.0 ● 5.0 to 10.0 ● 10.0 to 15.0 ● 15.0 to 20.0 ● >20.0

* Based on average daily new cases of past 7 days per 100,000 population.

County	Incidence Rate	New Cases (7-Day Avg)	2019 Est. Population
Alcorn	23.2	8.6	36,953
Panola	22.6	7.7	34,192
George	22.2	5.4	24,500
Marshall	16.2	5.7	35,294
Adams	15.4	4.7	30,693
DeSoto	15.2	28.1	184,945
Simpson	14.5	3.9	26,658
Tate	13.6	3.9	28,321
Jackson	13.0	18.7	143,617
Walthall	13.0	1.9	14,286

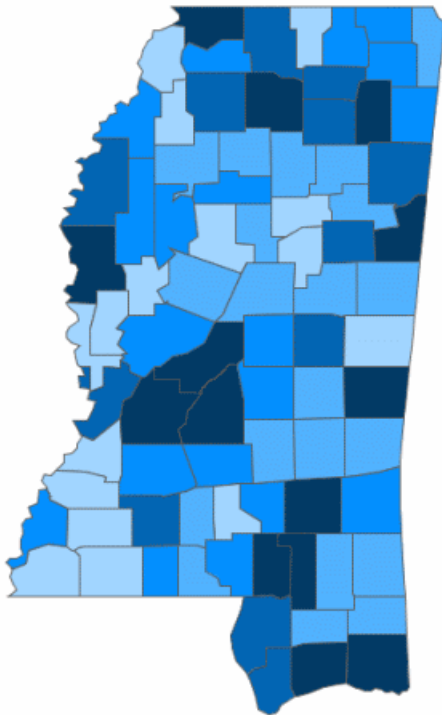
Cumulative COVID-19 Cases

Total cases and deaths by county since the start of the pandemic. Also see [weekly estimate of recoveries](#)

Mississippi COVID-19
Cases and Deaths by Race with Ethnicity
as of 3 pm CT, April 27, 2021

Mississippi

Total Cases
311,493



● 1 to 1250 ● 1251 to 2500 ● 2501 to 3750 ● 3751 to 5000 ● >5000

	American Indian or Alaska Native	Asian	Black	White	Other	Unknown
Non Hispanic	1,237	1,190	84,450	120,690	3,105	2,611
Hispanic	60	38	441	2,013	3,625	739
Unknown Ethnicity	1,016	346	17,818	27,277	7,584	37,253

Total Deaths
7,193

	American Indian or Alaska Native	Asian	Black	White	Other	Unknown
Non Hispanic	91	12	2,464	3,309	42	19
Hispanic	1	1	8	32	22	2
Unknown Ethnicity	25	7	366	563	67	162

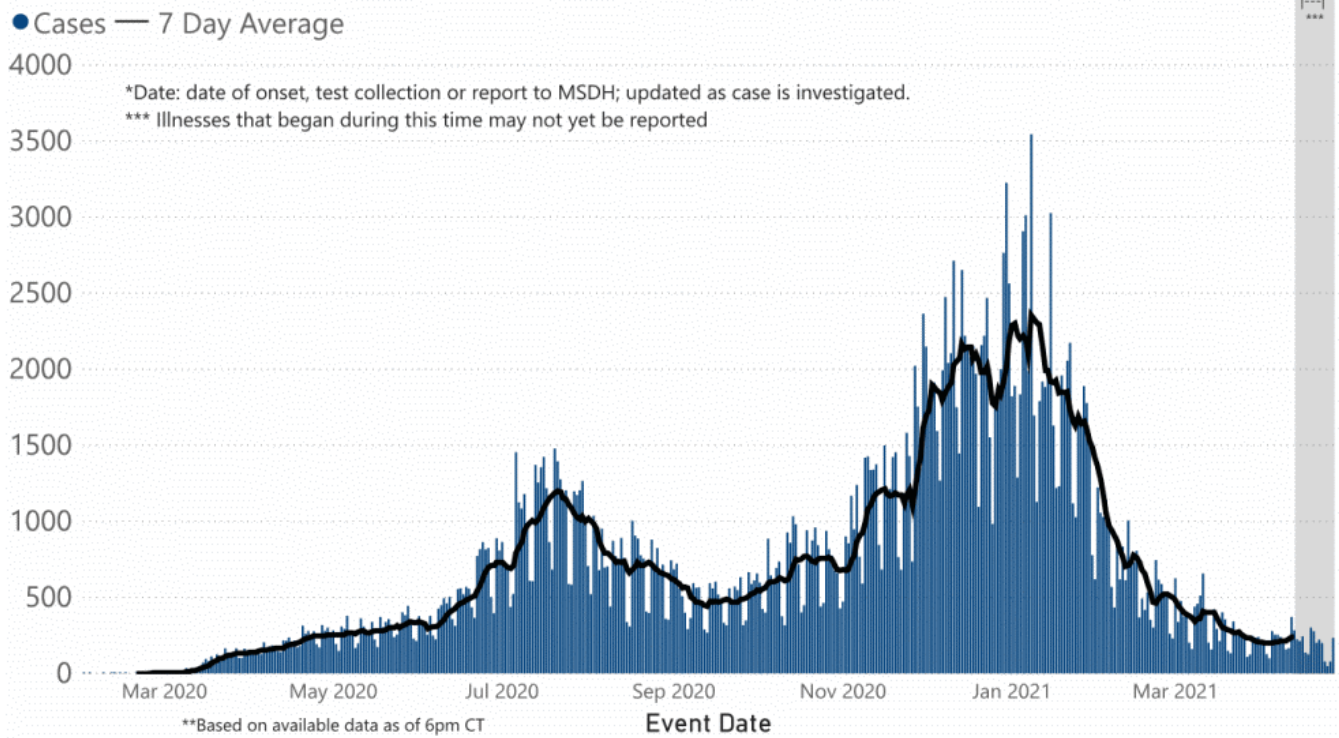
Daily Statewide Data Charts

Our state case map and other data charts are also available in interactive form.

▶ [View interactive epidemiological and surveillance charts](#)

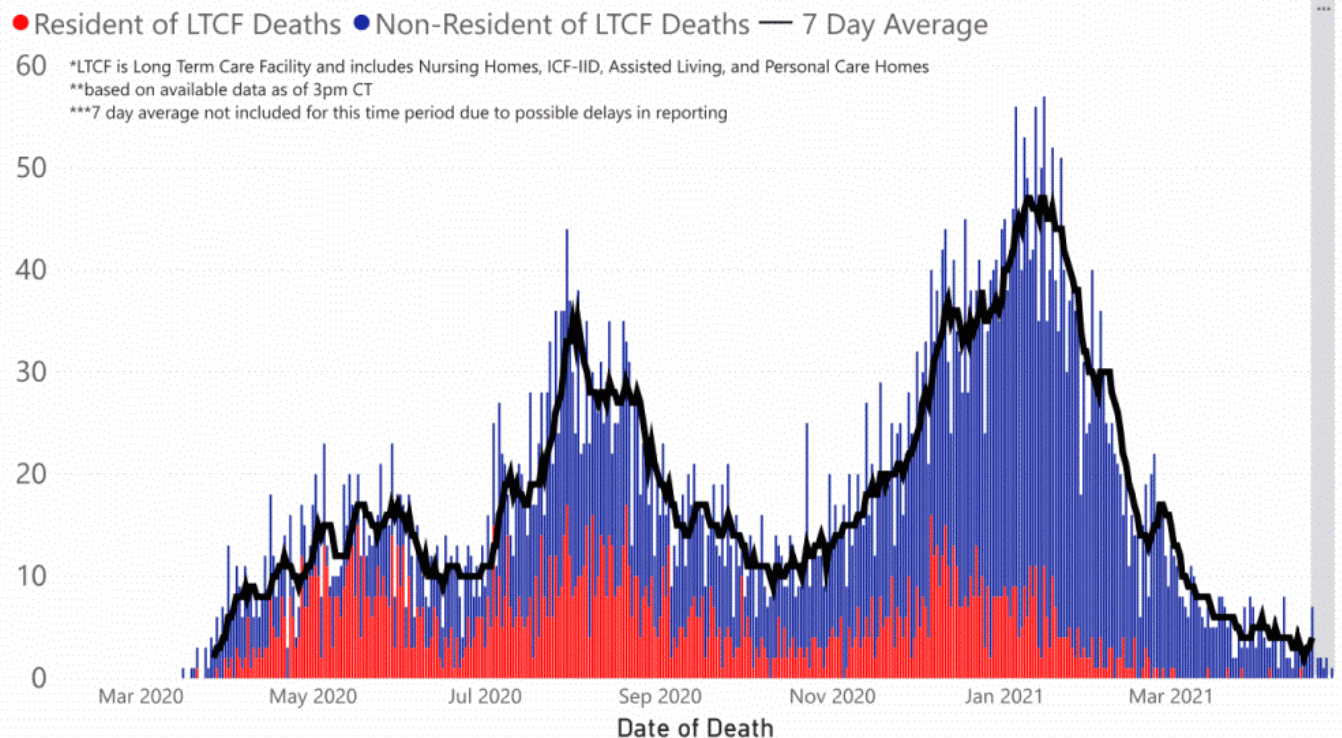
The charts below are based on available data at the time of publication. Charts do **not** include cases where insufficient details of the case are known.

COVID-19 Cases by Date* through April 27, 2021**, Mississippi



Note: Values up to two weeks in the past on the chart of Cases by Date above can change as we update it with new information from disease investigation.

COVID-19 LTCF* and Non-LTCF Deaths by Date of Death through April 27, 2021**, Mississippi



Weekly Statewide Data Charts

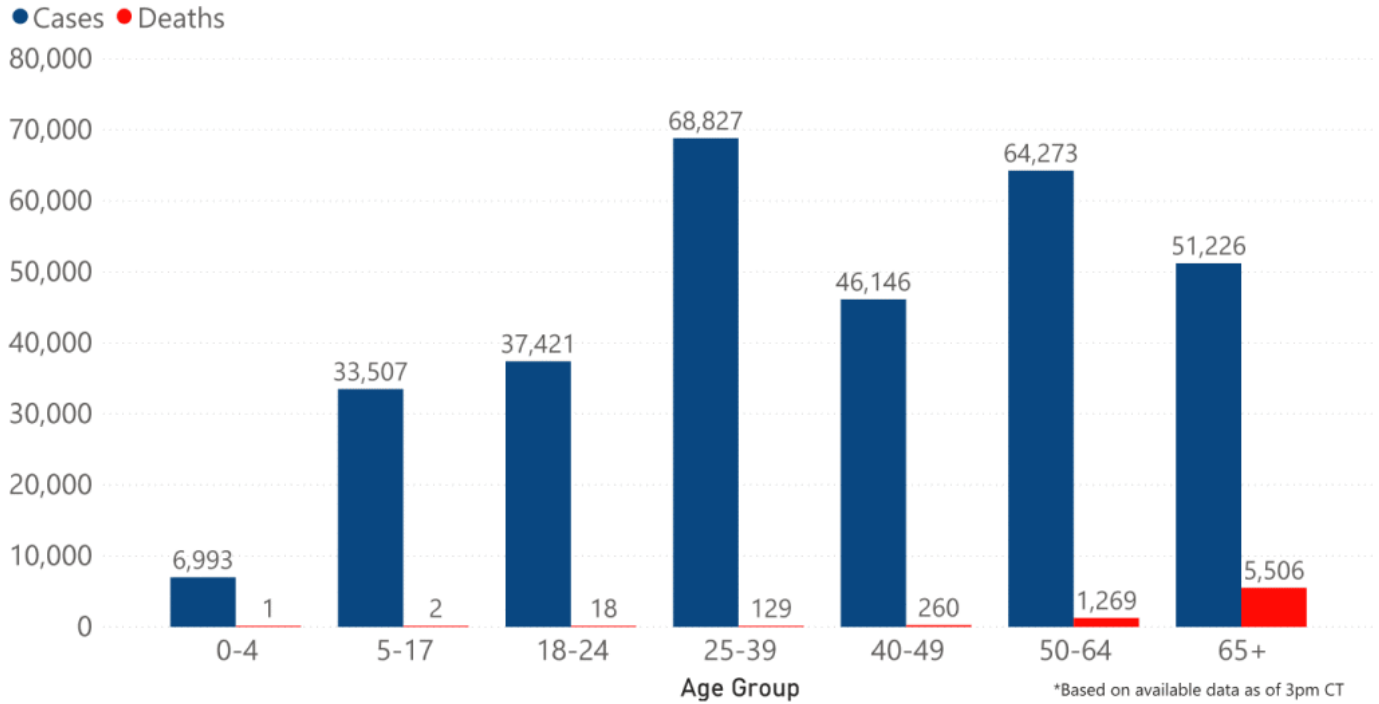
Includes:

- Cases, deaths and hospitalizations, analyzed by age, race/ethnicity, gender and other factors

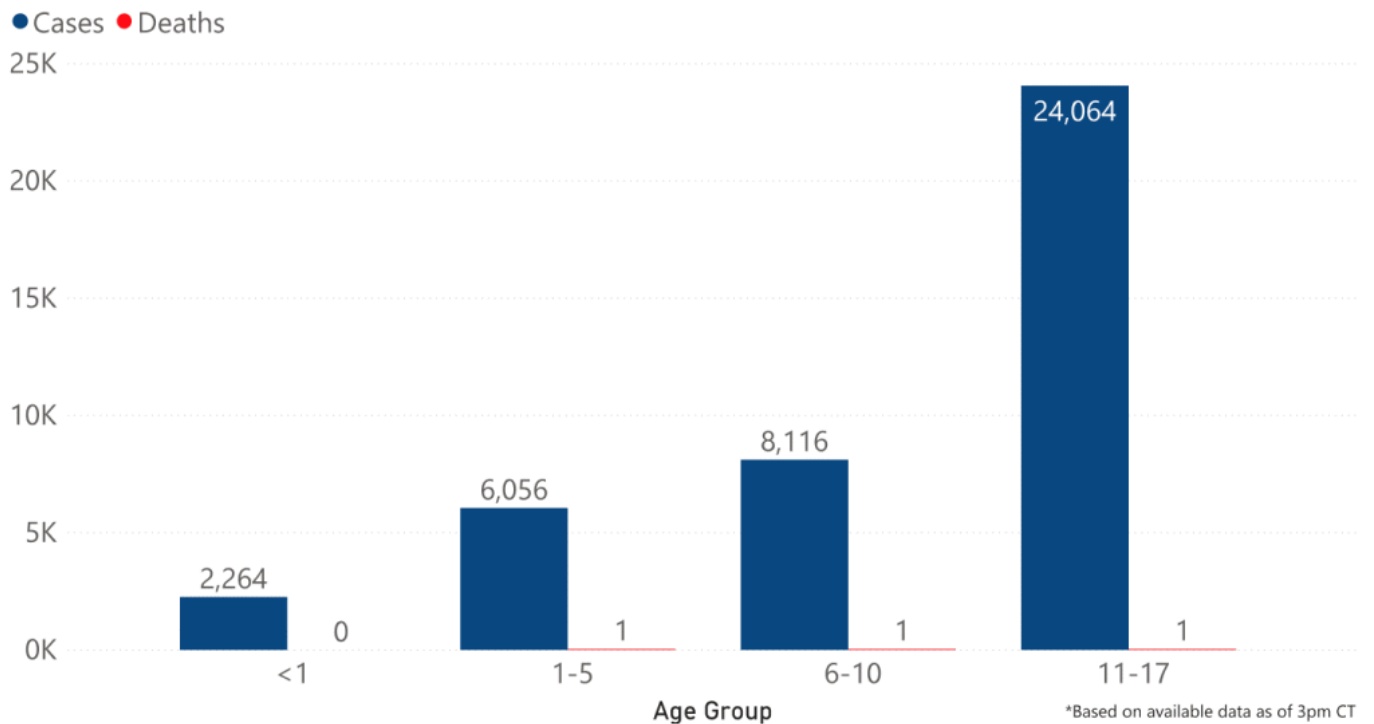
- MIS-C cases and deaths
- Counties with high COVID-19 cases and incidence
- Syndromic surveillance

▼ All weekly charts

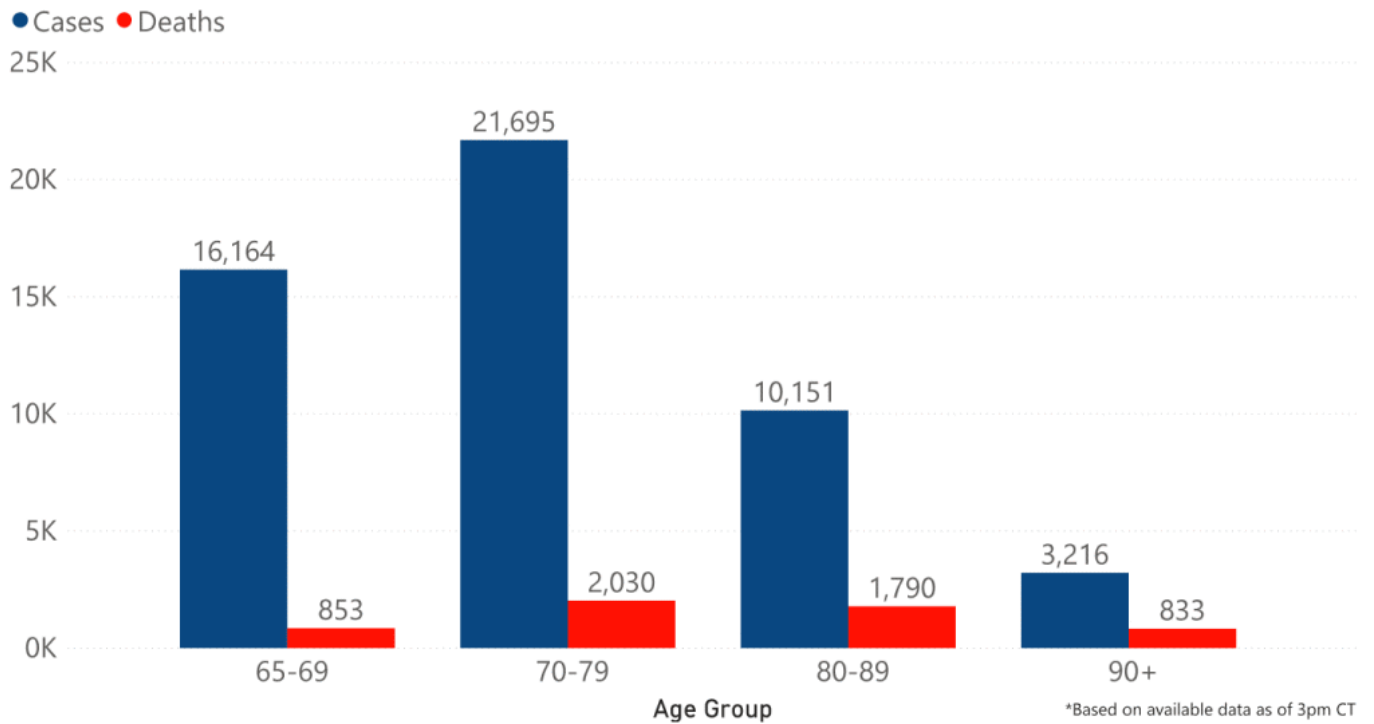
COVID-19 Cases and Deaths by Age Group through April 26, 2021*, Mississippi



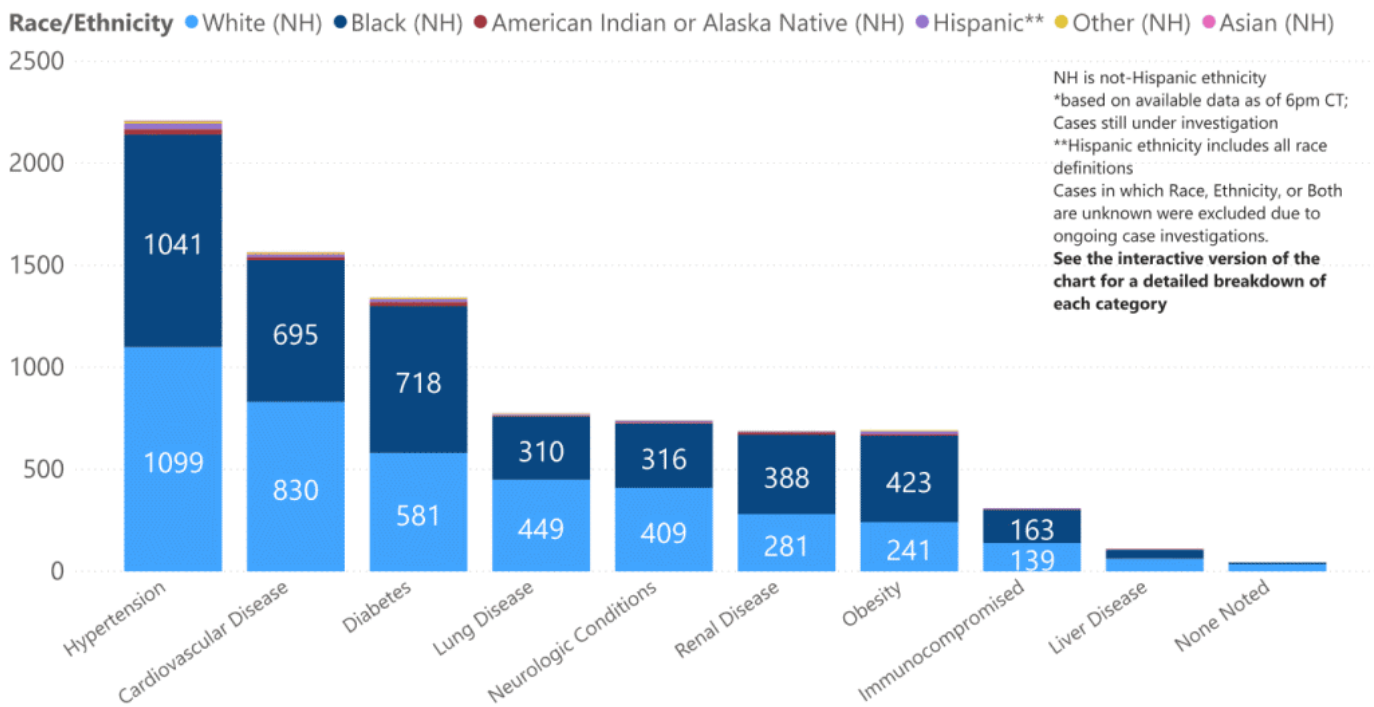
COVID-19 Pediatric Cases and Deaths by Age Group through April 26, 2021*, Mississippi



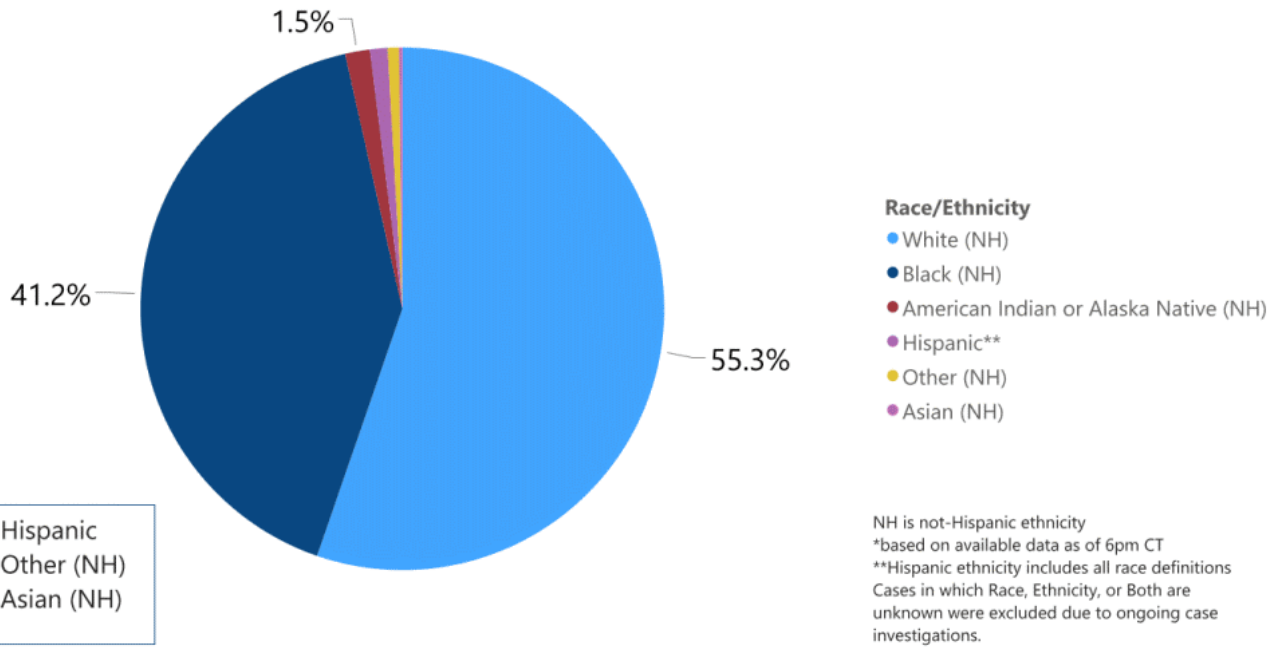
COVID-19 Geriatric Cases and Deaths by Age Group through April 26, 2021*, Mississippi



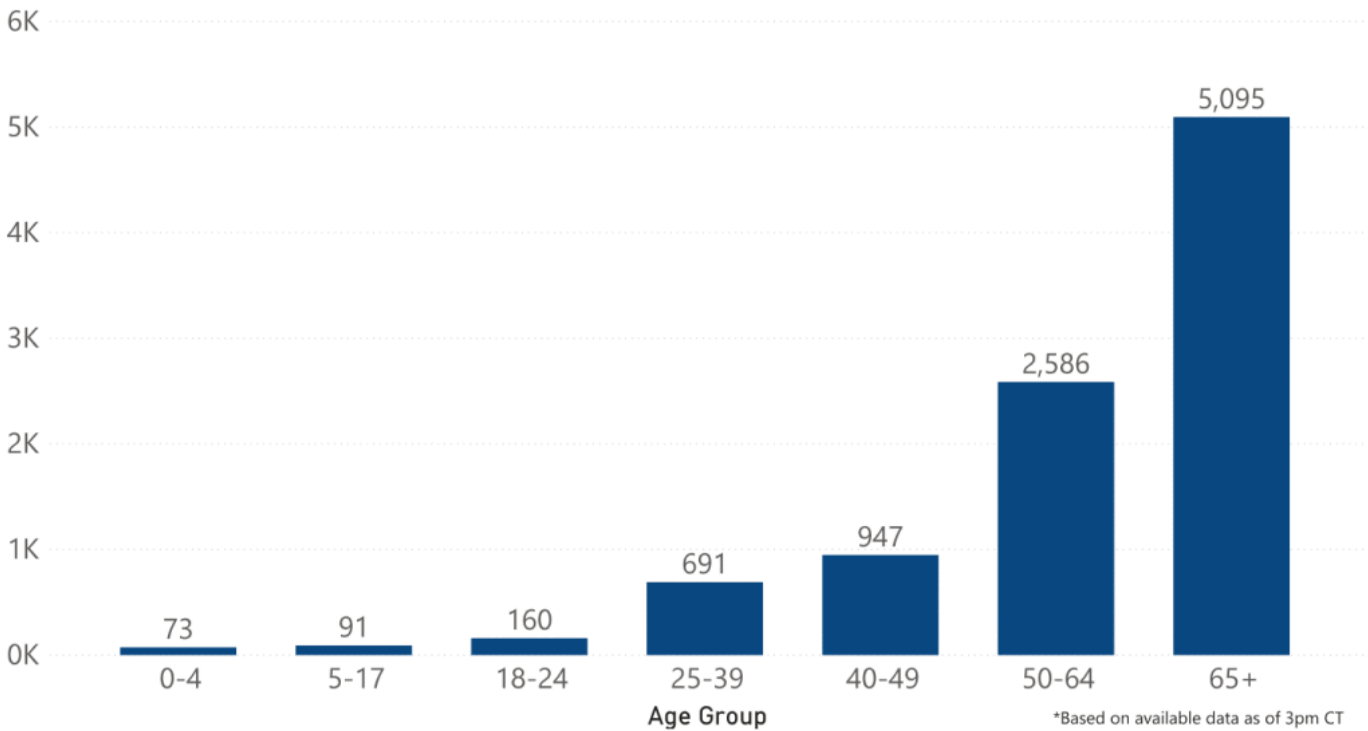
COVID-19 Underlying Conditions in Deaths by Race/Ethnicity through April 26, 2021*, Mississippi



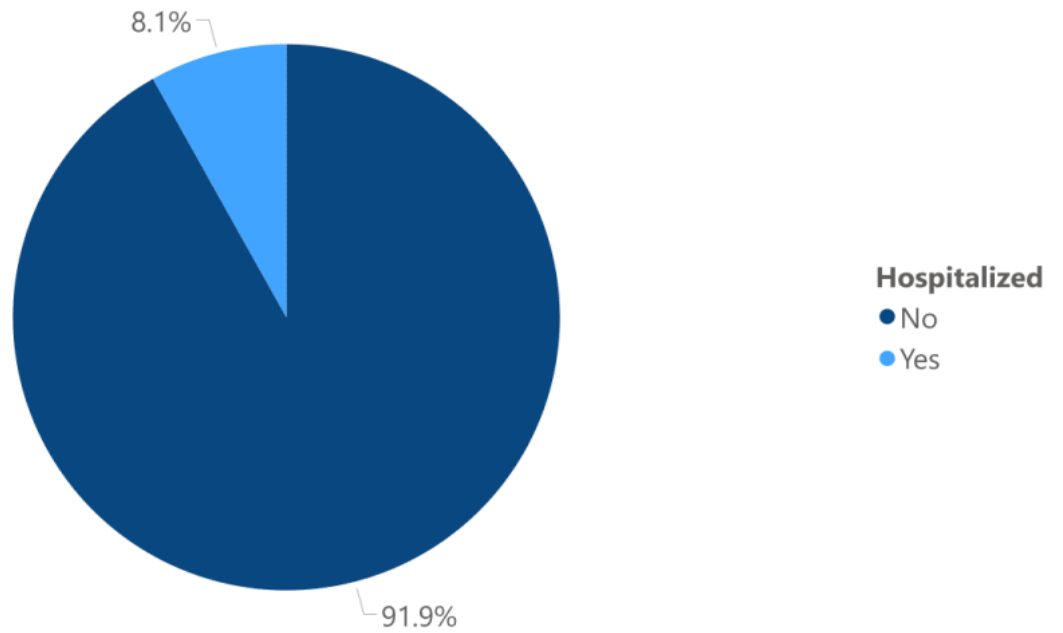
COVID-19 Deaths by Race/Ethnicity through April 26, 2021*, Mississippi



COVID-19 Hospitalized Cases by Age through April 26, 2021*, Mississippi



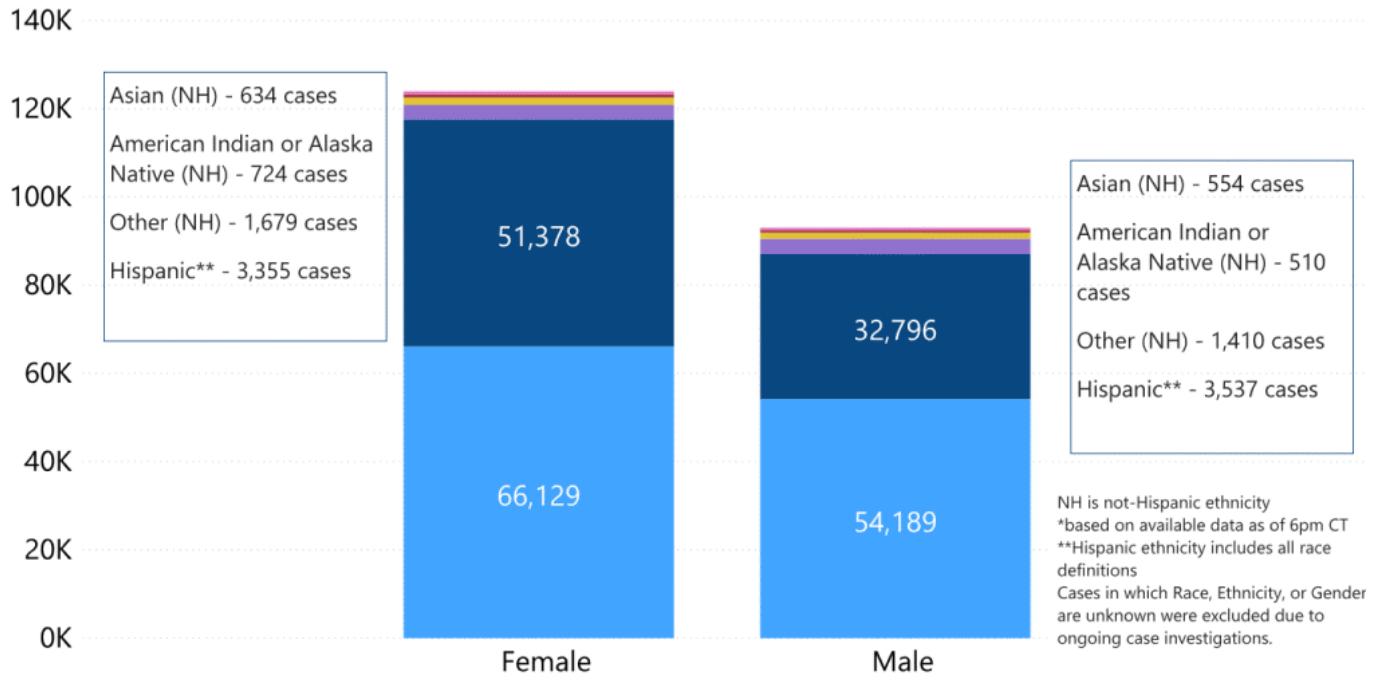
COVID-19 Cumulative Hospitalizations- Investigated Cases April 26, 2021 *



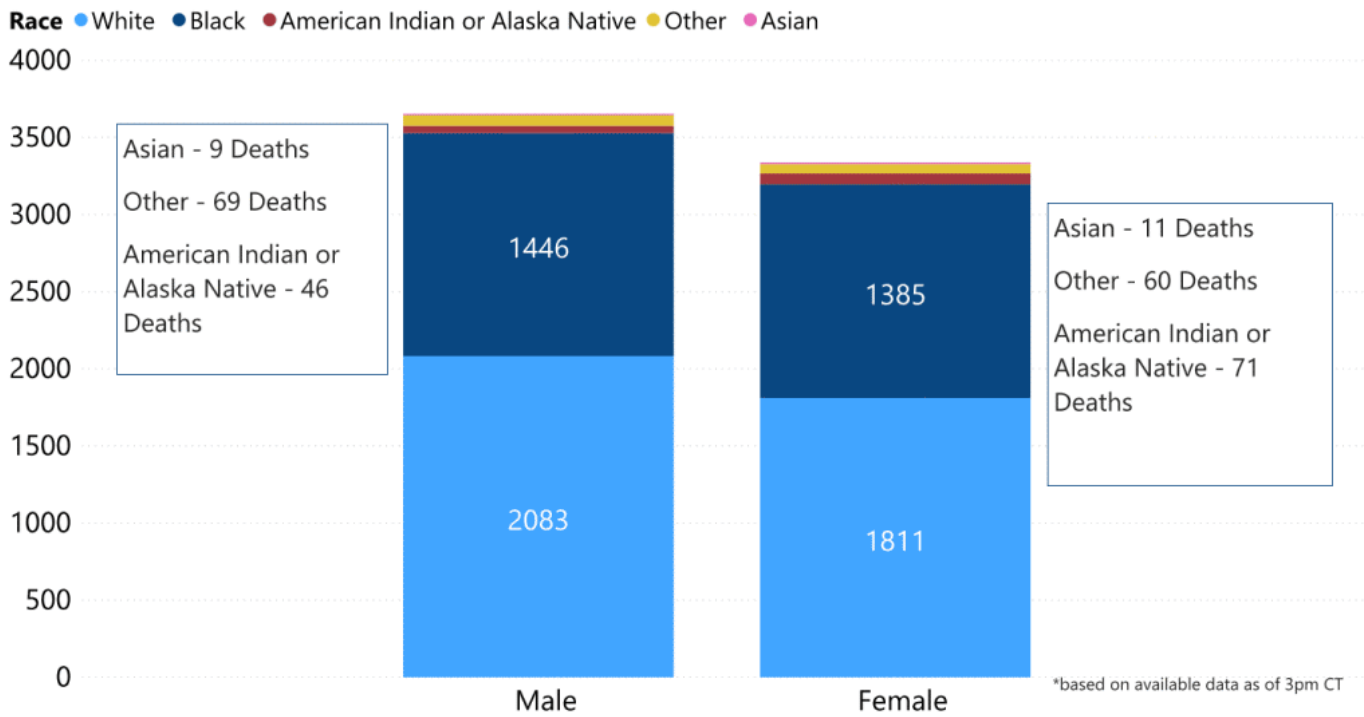
* Cases in which hospitalization is unknown were excluded due to ongoing case investigations; based on available data as of 3pm CT

COVID-19 Cases by Race/Ethnicity and Gender through April 26, 2021*, Mississippi

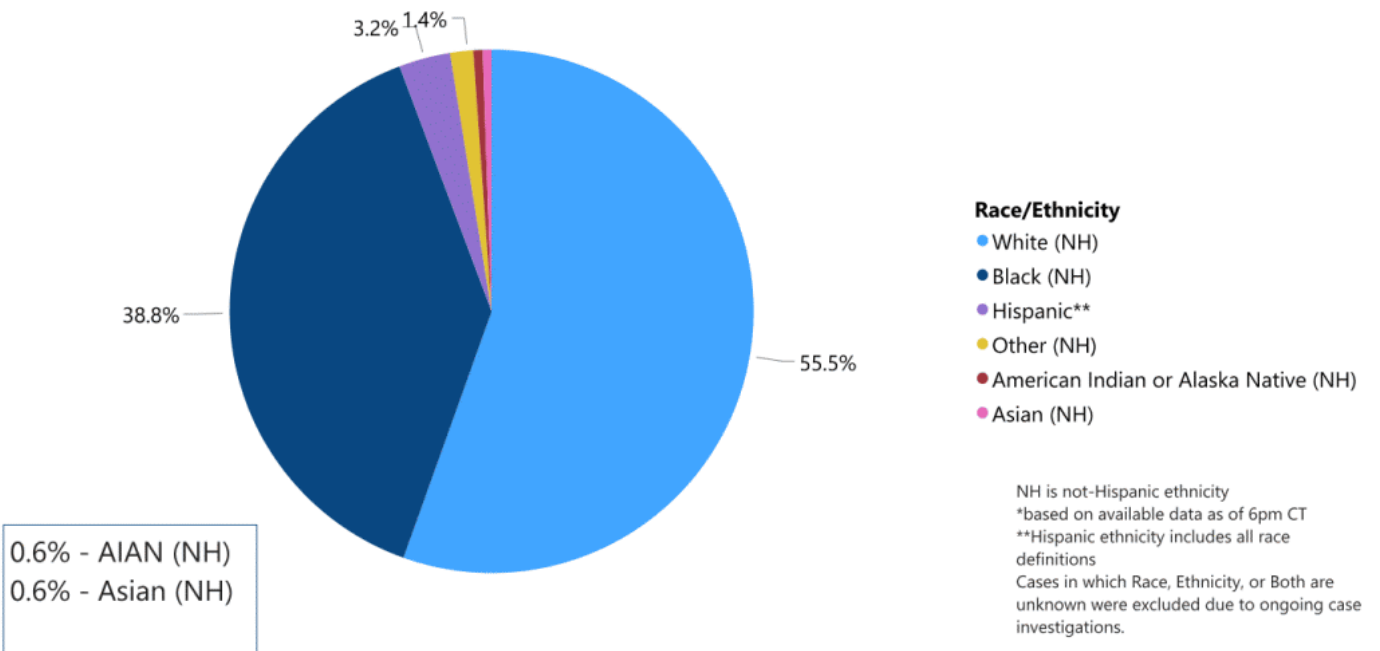
Race/Ethnicity ● White (NH) ● Black (NH) ● Hispanic** ● Other (NH) ● American Indian or Alaska Native (NH) ● Asian (NH)



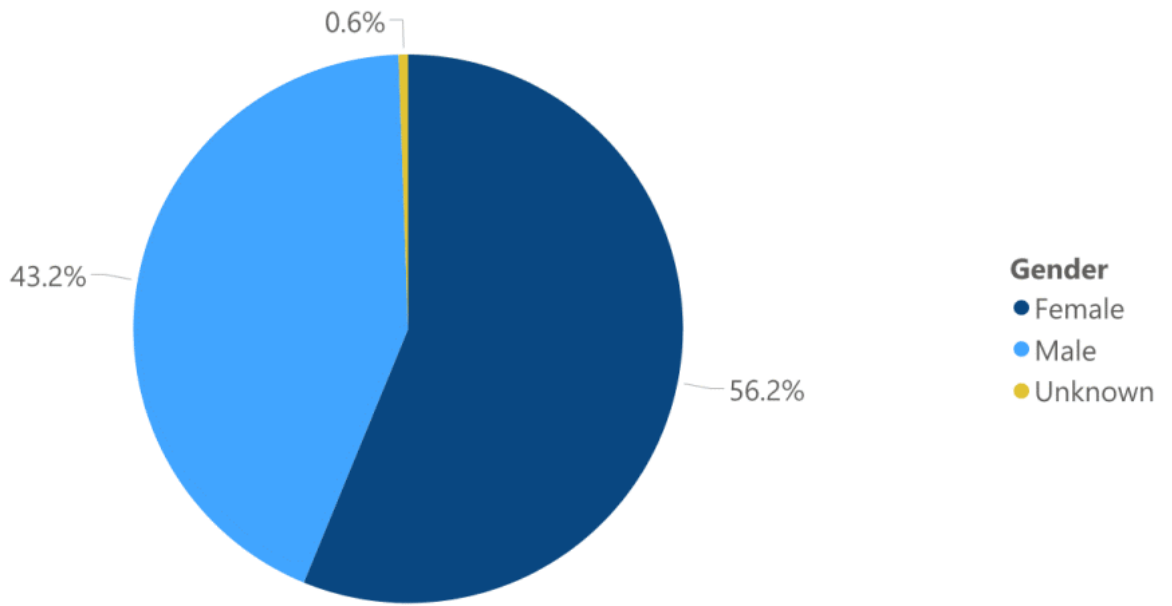
COVID-19 Deaths by Race and Gender through April 26, 2021*, Mississippi



COVID-19 Cases by Race/Ethnicity through April 26, 2021*, Mississippi



COVID-19 Cases by Gender through April 26, 2021*, Mississippi

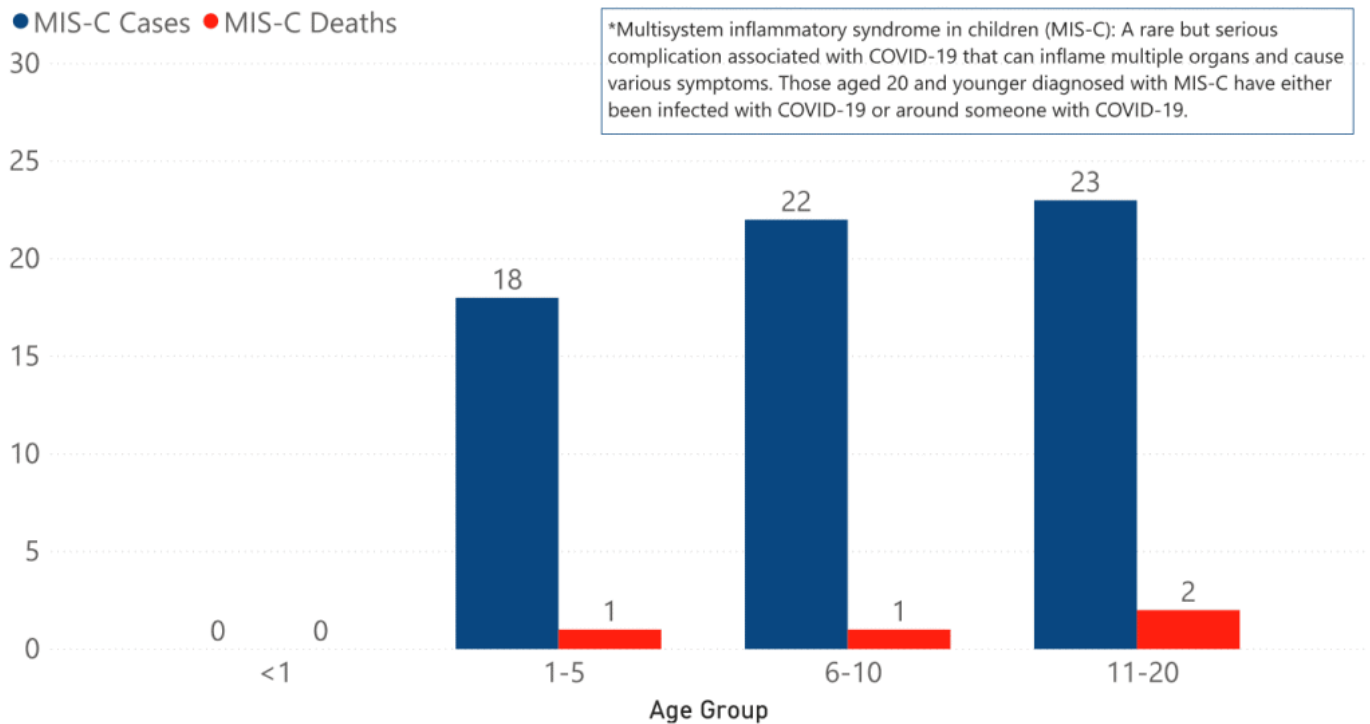


*Based on available data as of 3pm CT

Weekly Pediatric MIS-C Cases and Deaths

Multisystem inflammatory syndrome in children (MIS-C) is a rare but serious condition associated with COVID-19 that causes inflammation in many body parts, including the heart and other vital organs.

MIS-C* Cases and Deaths by Age Group through April 26, 2021, Mississippi



Weekly High Case and High Incidence Counties

Tracking counties with recent high numbers of COVID-19 cases, adjusted for population, provides insight on where local outbreaks are most serious, and where protective measures should be increased. For more accurate reporting, these weekly charts include sample collection dates only up to seven days in the past to allow for case investigation and delays in lab test reports.

Cases counts in these charts is based on the date of illness onset. If the date of illness is not known, the date the test sample was taken, or the date of test result reporting is used instead. Counts are adjusted as cases are investigated.

Counties are ranked by highest weekly case counts, and by weekly incidence (cases proportional to population). A separate table ranking all counties is also available. **All tables updated weekly.**

► [Full tables of counties ranked by weekly incidence and cases](#) PDF

County	Cases (April 6-19)	Cases per 100,000 (April 6-19)	Cases to Date (through April 19)	Cases per 100,000 Total	Percent Change
CALHOUN	35	243.7	1668	11614.8	2%
CHOCTAW	19	231.4	746	9086.5	3%
YALOBUSHA	28	231.3	1607	13272.2	2%
TATE	64	226.0	3282	11588.6	2%
DESOTO	410	221.7	21134	11427.2	2%
FRANKLIN	16	207.4	831	10774.0	2%
GRENADA	40	192.7	2579	12424.1	2%
MARSHALL	67	189.8	4327	12259.9	2%
LAFAYETTE	98	181.4	6104	11299.7	2%
SMITH	28	175.9	1609	10109.3	2%
WILKINSON	15	173.8	661	7659.3	2%
PIKE	67	170.5	3239	8244.2	2%

*based on available data as of 3pm CT
 Cases based on test date. Cases without test date excluded due to ongoing investigations.
 Table will be updated weekly. A one week lag is used for reporting.

COVID-19 High Case MS Counties Over 2 Week Period (April 6-19, 2021*)

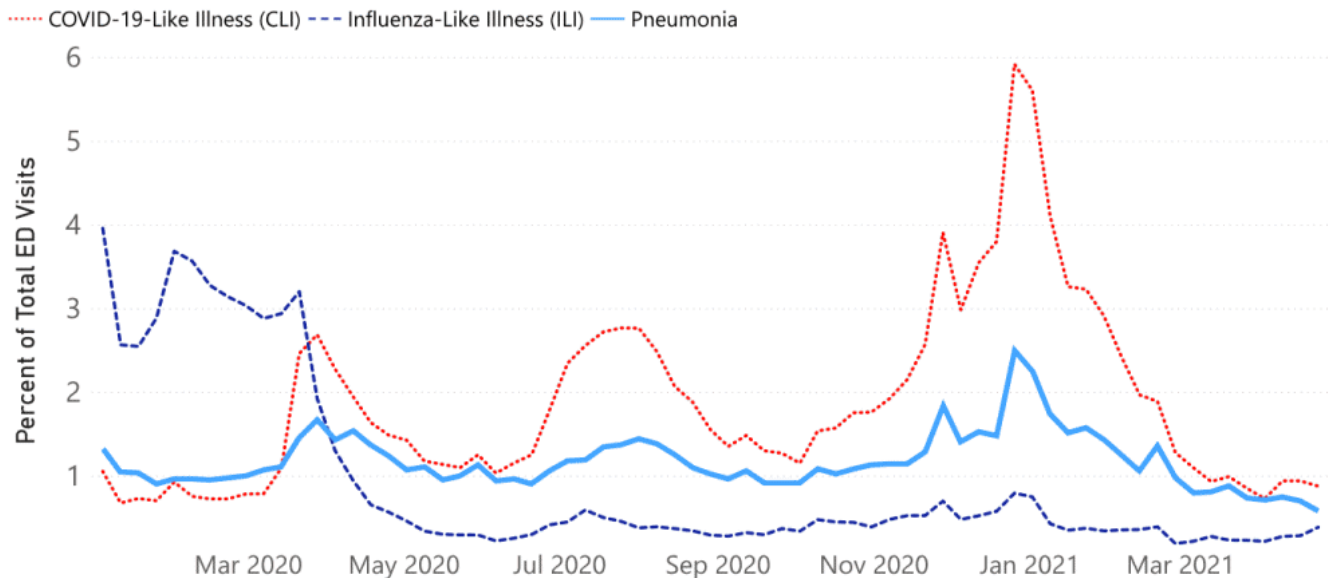
County	Cases (April 6-19)	Cases per 100,000 (April 6-19)	Cases to Date (through April 19)	Cases per 100,000 Total	Percent Change
DESOTO	410	221.7	21134	11427.2	2%
HINDS	239	103.1	20065	8654.7	1%
HARRISON	163	78.3	17632	8473.7	1%
RANKIN	128	82.4	13442	8657.1	1%
JACKSON	122	84.9	13206	9195.3	1%
LAUDERDALE	110	148.4	7252	9783.5	2%
MADISON	99	93.2	9988	9398.5	1%
LAFAYETTE	98	181.4	6104	11299.7	2%
FORREST	69	92.1	7583	10124.6	1%
LAMAR	69	108.9	6161	9726.4	1%
MARSHALL	67	189.8	4327	12259.9	2%
PIKE	67	170.5	3239	8244.2	2%

*based on available data as of 3pm CT
 Cases based on test date. Cases without test date excluded due to ongoing investigations.
 Table will be updated weekly. A one week lag is used for reporting.

Syndromic Surveillance

Emergency department visits by those with symptoms characteristic of COVID-19, influenza and pneumonia, updated weekly.

Percentage of Emergency Department and Clinic visits for CLI, ILI, and Pneumonia Cases Weekly Statewide Summary, January 4, 2020 - April 24, 2021



*The graph represents syndromic surveillance data from emergency department visits, reported electronically by hospitals throughout the state, that are consistent with COVID-19-Like Illness (CLI), Influenza-Like Illness (ILI), and Pneumonia. Based on available data as of 6pm CT. Graph will be updated weekly.

Estimated Recoveries

Presumed COVID-19 cases recovered, estimated weekly (does not include cases still under investigation).

COVID-19 Presumed Recovered Cases through April 26, 2021, Mississippi

300,323

Presumed Recovered*

*Reflects Provisional Estimates. Presumed Recovered if:

1) It has been 14 days or more since the case tested positive, if they were not hospitalized

2) It has been 21 days or more since the case tested positive, if they were hospitalized or hospitalization was unknown.

All deaths excluded. Presumed recovered counts will be updated weekly.

U.S. and World Cases

- ▶ [COVID-19 cases in the United States \(CDC\)](#)
- ▶ [U.S. COVID-19 Tracker \(CDC\)](#)
- ▶ [COVID-19 Global Case Map \(Johns Hopkins University\)](#)

COVID-19 Testing

Statewide Combined Testing as of April 25 (revised)

COVID-19 testing providers around the state include commercial laboratories, hospital labs and the MSDH Public Health Laboratory results from all these sources are combined in the table below. (Updated weekly)

PCR testing detects current, active COVID-19 infection in an individual.

Antibody (serology) testing identifies individuals with past COVID-19 infection based on antibodies they develop one to three weeks after infection.

Antigen testing is another way to identify current COVID-19 infection.

PCR tests	1,766,516
Serology (antibody) tests	91,328
Antigen tests	845,278
Total tests	2,703,122

Prevention and Guidance for Individuals and the Community

- ▶ [Preventive steps to take, recommendations, guidance and general information on COVID-19](#)

Last reviewed on Mar 5,

2020

[error on this](#)

[email page](#)

[print](#)

Related resources

- ▶ [Free COVID-19 Testing and Local Testing Providers](#)
- ▶ [COVID-19 Guidance and Prevention for Individuals and the Community](#)
Updated April 28, 2021

More topics

- ▶ [\[Espanol, Tieng Viet, ASL \]](#)
- ▶ [County Data](#)
- ▶ [Handouts and Posters](#)
- ▶ [Healthcare Professionals](#)
- ▶ [Interactive Maps and Charts](#)
- ▶ [Prevention and Safety Guidance](#)
- ▶ [School Cases and Outbreaks](#)
- ▶ [Statewide COVID-19 Data](#)
- ▶ [Testing for COVID-19](#)
- ▶ [Vaccination Against COVID-19](#)

Get COVID-19 e-mail updates daily with our free newsletter:



The advertisement features a laptop on the left with a person's hands typing on the keyboard. The laptop screen displays the text "Visit us remotely!" in a blue, handwritten-style font, underlined with a thick green brushstroke. Below this is the "MISSISSIPPI WIC" logo, where "WIC" is in large, colorful letters (red, white, green) and "MISSISSIPPI" is in smaller black letters above it. Underneath the logo, it says "Women, Infants and Children". To the right of the laptop, the text reads: "Stay home - Call in!" in bold black font, followed by "You can hold your WIC appointment by **phone** or on your **computer**." in black font. At the bottom right, it says "Set up yours today!" in bold red font, with "Call your local WIC center" in a smaller black font below it.

AGENCY

[About Us](#)

[Administration](#)

[Board of Health](#)

[County Offices](#)

[Institutional Review](#)

[Jobs](#)

[Locations](#)

[Public Health Laboratory](#)

[RFPs/Grants](#)

[More »](#)

[Intranet](#)

[OHIT+ER Service Center](#)

[Webmail](#)

INFORMATION

[Apps](#)

[Calendar of Events](#)

[Contact Us](#)

[Meetings](#)

[Health Resources](#)

[Hotlines](#)

[Locations](#)

[News](#)

[Newsletter](#)

[Phone Numbers](#)

[Español](#)

I NEED A ...

[Birth Certificate](#)

[Certificate of Need](#)

[Children's Health Insurance](#)

[Complaint Form](#)

[Criminal History Check](#)

[Death Certificate](#)

[Divorce Record](#)

[Food Permit](#)

[Immunization Record](#)

[J-1 Visa](#)

[License Verification](#)

[Marriage Record](#)

[Professional License](#)

[Public Records Request](#)

[Wastewater Application](#)

PUBLICATIONS

[Annual Report](#)

[CON Weekly Reports](#)

[Health Facilities Directory](#)

[Mississippi Morbidity Reports](#)

[Public Health Report](#)

[State Health Plan](#)

Strategic Plan

[More »](#)

Mississippi State Department of Health • 570 East Woodrow Wilson Dr • Jackson, MS 39216 • 866-HLTHY4U • [Contact and information](#)

