

Menu



Coronavirus Disease 2019 (COVID-19)

Updated April 29, 2021

Healthcare Professionals

Guidance and more →

- ▶ [Healthcare guidance](#)
- ▶ [Electronic reporting](#)
- ▶ [Vaccine providers](#)
- ▶ [Specimens](#)
- ▶ [Lab dropoff](#)
- ▶ [Facilities guidance](#)
- ▶ [MS-HAN Alerts](#)

[ALL HEALTHCARE](#)

Current Cases and Statistics

County and state data →

- ▶ [Latest update](#)
- ▶ [State data and reports](#)
- ▶ [County data](#)
- ▶ [Charts and maps](#)
- ▶ [Hospitalizations](#)
- ▶ [Lab testing](#)
- ▶ [Recoveries](#)

[ALL STATISTICS](#)

Vaccination, Safety and Testing

Stopping the spread →

- ▶ [Vaccinations](#)
- ▶ [Getting tested](#)
- ▶ [Personal protection](#)
- ▶ [Gatherings and events](#)

- ▶ [Business and community](#)
- ▶ [School guidelines](#)
- ▶ [Long-term care facilities](#)

ALL GUIDANCE

Mississippi COVID-19 Vaccine Confidence Survey: [Read the summary »](#)

Small gatherings and activities without a mask are safe for those who are fully vaccinated. [Learn more »](#)

General Information

- ▶ Mississippi COVID-19 Hotline (7 days a week, 7 a.m.–7 p.m.): **877-978-6453**
- ▶ [COVID-19 overview, questions and answers, and resources in other languages](#)

COVID-19 in Mississippi

New Cases and Deaths as of April 28

NEW CASES

161

New COVID-19 positive test results reported to MSDH as of 3 p.m. yesterday.

TOTAL MISSISSIPPI CASES

311,654

▶ [Totals by county](#)

NEW DEATHS

2

New COVID-19 related deaths reported to MSDH as of 3 p.m. yesterday.

Two deaths occurred on April 23 in the counties below:

▶ [County list](#)

TOTAL MISSISSIPPI DEATHS

7,195

▶ [Totals by county](#)

LTC OUTBREAKS

29

Current outbreaks in long-term care (LTC) facilities only. (See [LTC facility outbreak definition](#).)

▶ [Cases by county](#)

About our case counts: We currently update our case totals each weekday based on test results from the previous day (or weekend). Outside laboratories also report positive test results to us, which are included in our totals. Multiple positive tests for the same individual are counted only once. County case numbers and deaths may change as investigation finds new or additional information.

Statewide COVID-19 Data and Reports

- ▶ [K-12 School Reports](#)
Weekly COVID-19 cases, outbreaks and exposure reported by Mississippi schools
- ▶ [Long-Term Care Facility and Residential Care Facility COVID-19 Reports](#)
Data reported directly to MSDH by the facility; cases and deaths in these reports may not yet be included in our totals of lab-reported cases.
- ▶ [Ongoing Outbreaks in Nursing Homes](#)
A wide variety of data from the Centers for Medicare and Medicaid (CMS)
- ▶ [Deaths from COVID-19 and Other Causes](#) PDF
Provisional counts by week of deaths from COVID-19, pneumonia/influenza, and heart disease
- ▶ [Laboratory Testing](#)
Number and type of COVID-19 tests performed
- ▶ [Mississippi COVID-19 Vaccination Report](#) PDF
Vaccinations distributed and administered as reported to MSDH by vaccination providers
- ▶ [Statewide data charts](#)

County COVID-19 Data

Variant Strains

- ▶ [COVID-19 cases by variant type](#) PDF
cases by county, updated weekly

Race and Ethnicity

- ▶ [Total COVID-19 cases and deaths by county, race and ethnicity](#) PDF

Data Snapshots for Individual Counties

- ▶ [Weekly COVID-19 snapshots for each Mississippi county](#)

High Cases and Incidence

- ▶ [Map of Mississippi counties by 7-day incidence](#)
- ▶ [Table of counties ranked by weekly cases and incidence](#)

Cumulative Cases and Deaths by County

Totals of all reported COVID-19 cases, including those in long-term care (LTC) facilities.

The numbers in this table are provisional. County case numbers and deaths may change as investigation finds new or additional information.

Long-term care case updates have been delayed pending data review.

County	Total Cases	Total Deaths
Adams	2536	82
Alcorn	3090	68
Amite	1226	41
Attala	2142	73
Benton	984	25
Bolivar	4791	131
Calhoun	1685	32
Carroll	1215	27
Chickasaw	2065	57
Choctaw	751	18
Claiborne	1021	30
Clarke	1781	79
Clay	1838	54
Coahoma	2929	79
Copiah	2954	65
Covington	2560	80
De Soto	21289	256
Forrest	7617	149
Franklin	831	23
George	2451	47
Total	311,654	7,195

County	Total Cases	Total Deaths
Greene	1300	33
Grenada	2588	85
Hancock	3757	86
Harrison	17719	306
Hinds	20194	413
Holmes	1882	72
Humphreys	951	32
Issaquena	168	6
Itawamba	2989	77
Jackson	13348	246
Jasper	2205	48
Jefferson	651	28
Jefferson Davis	1067	32
Jones	8350	163
Kemper	957	28
Lafayette	6138	118
Lamar	6186	85
Lauderdale	7230	240
Lawrence	1281	23
Leake	2637	73
Lee	9943	171
Leflore	3483	125
Lincoln	3924	110
Lowndes	6345	144
Madison	10024	215
Marion	2681	80
Marshall	4356	103
Monroe	4081	132
Montgomery	1262	42
Neshoba	4028	176
Newton	2472	61
Noxubee	1269	34
Total	311,654	7,195

County	Total Cases	Total Deaths
Oktibbeha	4592	98
Panola	4527	103
Pearl River	4478	143
Perry	1257	38
Pike	3275	105
Pontotoc	4187	72
Prentiss	2778	59
Quitman	795	16
Rankin	13507	278
Scott	3138	73
Sharkey	501	17
Simpson	2934	88
Smith	1617	34
Stone	1807	33
Sunflower	3345	90
Tallahatchie	1770	40
Tate	3308	84
Tippah	2868	68
Tishomingo	2243	67
Tunica	1044	25
Union	4077	76
Walthall	1332	44
Warren	4341	119
Washington	5309	133
Wayne	2621	41
Webster	1145	32
Wilkinson	664	30
Winston	2268	81
Yalobusha	1616	36
Yazoo	3088	69
Total	311,654	7,195

Case Classifications

Mississippi investigates and reports both probable and confirmed cases and deaths according to the [CSTE case definition](#).

	Confirmed	Probable	Total
Cases	190,562	121,092	311,654
Deaths	4,967	2,228	7,195

Confirmed cases and deaths are generally determined by positive PCR tests, which detect the presence of ongoing coronavirus infection.

Probable cases are those who test positive by other testing methods such as antibody or antigen, and have recent symptoms consistent with COVID-19, indicating a recent infection.

Probable deaths are those individuals with a designation of COVID-19 as a cause of death on the death certificate, but where no confirmatory testing was performed.

Mississippi COVID-19 Data Charts and Maps

Hospitalizations and Bed Availability

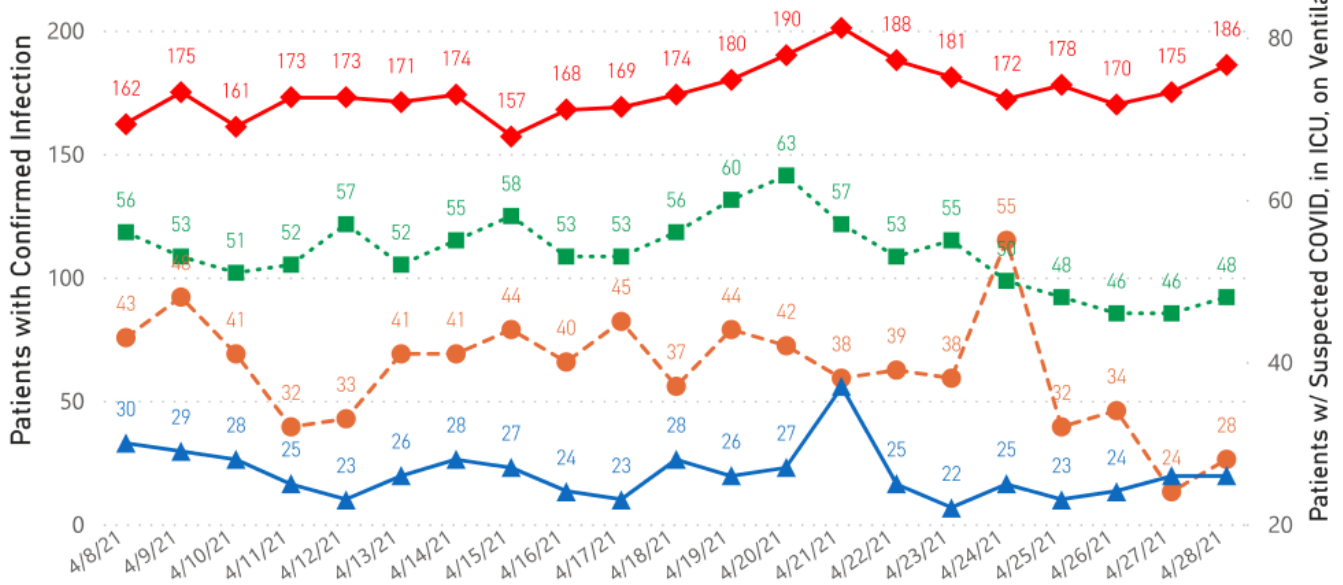
► [View interactive hospitalization charts](#)

COVID-19 Hospitalizations Reported by MS Hospitals, 4/8/21 - 4/28/21 *,**

◆ Patients with Confirmed Infection ● Patients with Suspected Infection ■ Patients in an ICU ▲ Patients on Ventilators

* Patients in ICU and on ventilators are COVID-19 confirmed.

** Data are provisional.



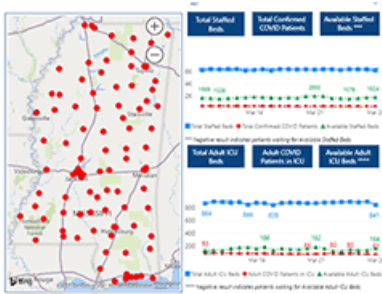
Hospitalization Trend to Date

Updated weekly



Hospital Bed Availability

Updated weekdays (interactive)



Daily Case Maps

▶ [View all interactive maps](#)

Recent COVID-19 Activity

The chart below shows counties according to COVID-19 incidence (cases by population) over the last 7 days. Also see [weekly county incidence tables](#)

Mississippi COVID-19 Cases Incidence Rate *
as of April 28, 2021

Mississippi

7 Day Average
New Cases

216.7

7 Day Average
Incidence Rate *

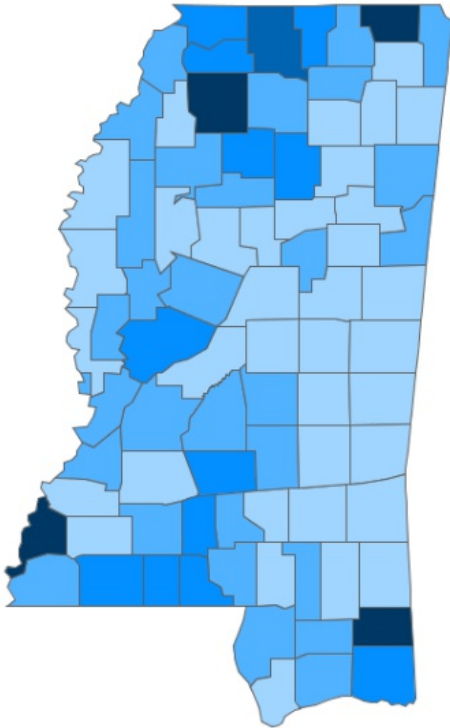
7.3

Cumulative Cases

311,654

2019 Estimated Population

2,976,149



● <5.0 ● 5.0 to 10.0 ● 10.0 to 15.0 ● 15.0 to 20.0 ● >20.0

* Based on average daily new cases of past 7 days per 100,000 population.

County	Incidence Rate	New Cases (7-Day Avg)	2019 Est. Population
Adams	29.3	9.0	30,693
Alcorn	22.8	8.4	36,953
Panola	22.6	7.7	34,192
George	21.6	5.3	24,500
Marshall	16.2	5.7	35,294
Calhoun	13.9	2.0	14,361
Simpson	13.4	3.6	26,658
DeSoto	13.1	24.1	184,945
Benton	12.1	1.0	8,259
Pike	12.0	4.7	39,288

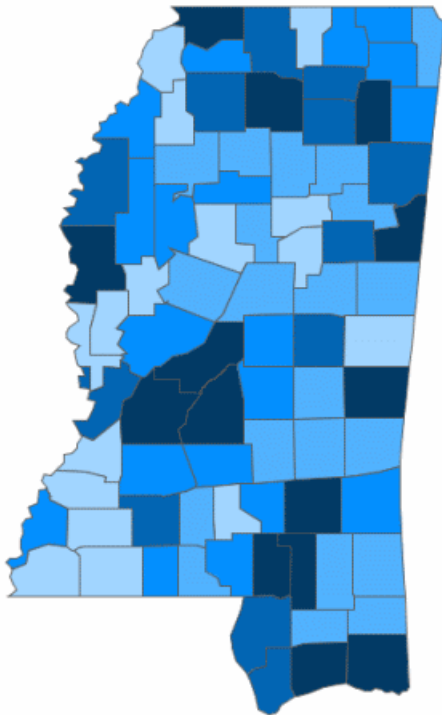
Cumulative COVID-19 Cases

Total cases and deaths by county since the start of the pandemic. Also see [weekly estimate of recoveries](#)

Mississippi COVID-19
Cases and Deaths by Race with Ethnicity
as of 3 pm CT, April 28, 2021

Mississippi

Total Cases
311,654



● 1 to 1250 ● 1251 to 2500 ● 2501 to 3750 ● 3751 to 5000 ● >5000

	American Indian or Alaska Native	Asian	Black	White	Other	Unknown
Non Hispanic	1,237	1,193	84,516	120,780	3,105	2,609
Hispanic	60	38	441	2,014	3,629	740
Unknown Ethnicity	1,017	345	17,818	27,283	7,529	37,300

Total Deaths
7,195

	American Indian or Alaska Native	Asian	Black	White	Other	Unknown
Non Hispanic	91	12	2,466	3,309	42	19
Hispanic	1	1	8	32	22	2
Unknown Ethnicity	25	7	366	563	67	162

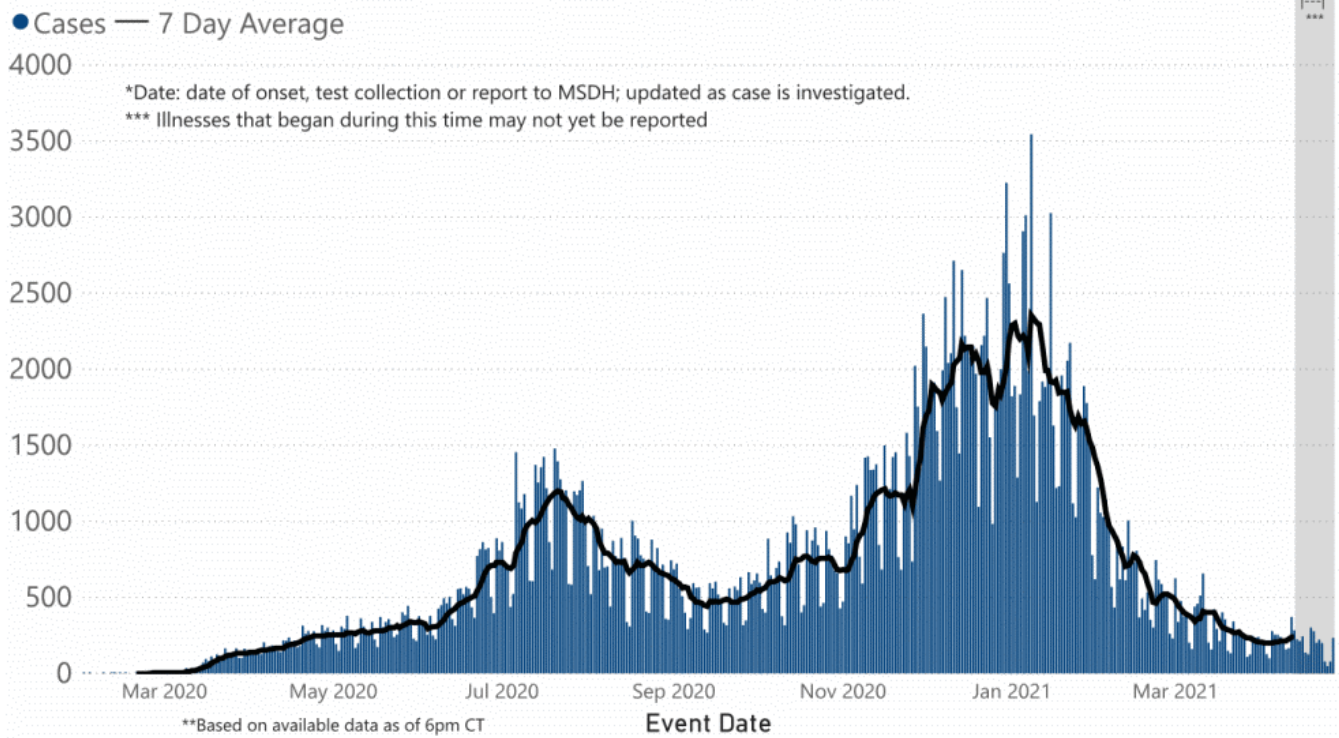
Daily Statewide Data Charts

Our state case map and other data charts are also available in interactive form.

▶ [View interactive epidemiological and surveillance charts](#)

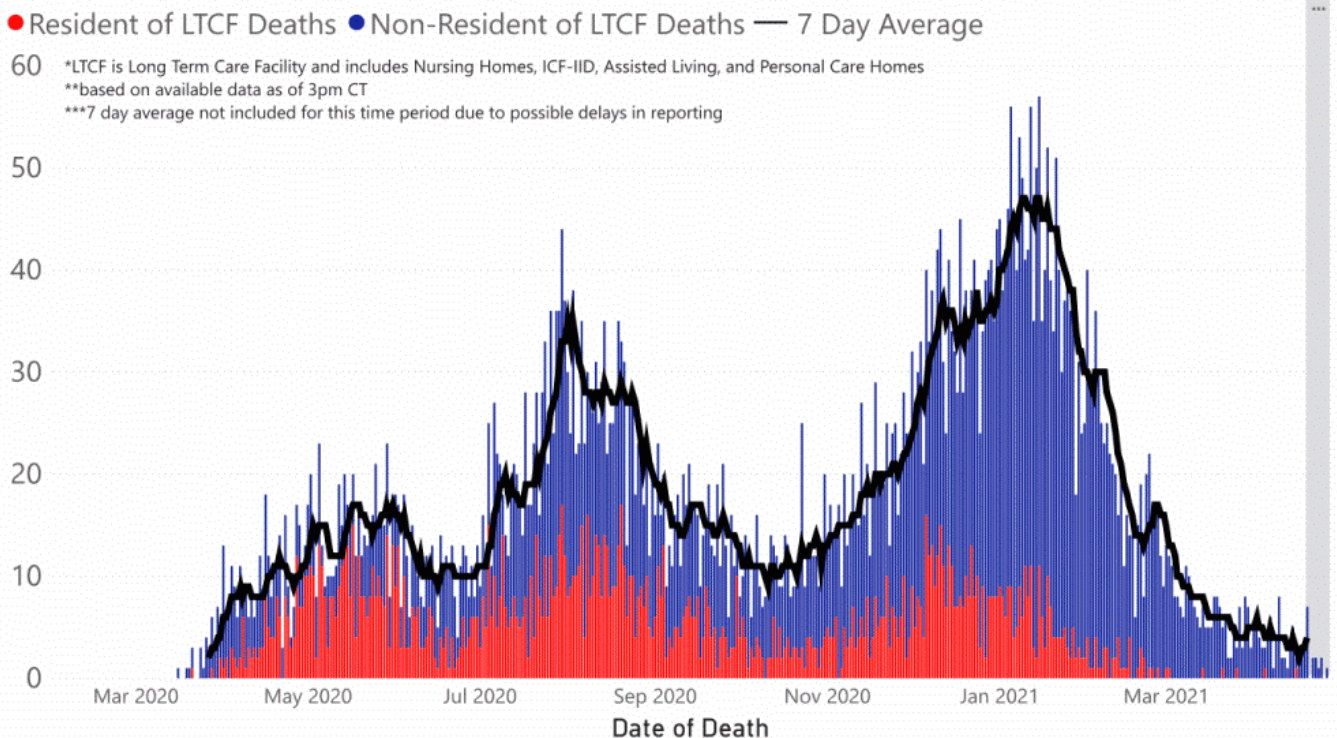
The charts below are based on available data at the time of publication. Charts do **not** include cases where insufficient details of the case are known.

COVID-19 Cases by Date* through April 27, 2021**, Mississippi



Note: Values up to two weeks in the past on the chart of Cases by Date above can change as we update it with new information from disease investigation.

COVID-19 LTCF* and Non-LTCF Deaths by Date of Death through April 27, 2021**, Mississippi



Weekly Statewide Data Charts

Includes:

- Cases, deaths and hospitalizations, analyzed by age, race/ethnicity, gender and other factors

- MIS-C cases and deaths
- Counties with high COVID-19 cases and incidence
- Syndromic surveillance

▶ [All weekly charts](#)

Estimated Recoveries

Presumed COVID-19 cases recovered, estimated weekly (does not include cases still under investigation).

COVID-19 Presumed Recovered Cases through April 26, 2021, Mississippi

300,323
Presumed Recovered*

*Reflects Provisional Estimates. Presumed Recovered if:

- 1) It has been 14 days or more since the case tested positive, if they were not hospitalized
- 2) It has been 21 days or more since the case tested positive, if they were hospitalized or hospitalization was unknown.

All deaths excluded. Presumed recovered counts will be updated weekly.

U.S. and World Cases

- ▶ [COVID-19 cases in the United States \(CDC\)](#)
- ▶ [U.S. COVID-19 Tracker \(CDC\)](#)
- ▶ [COVID-19 Global Case Map \(Johns Hopkins University\)](#)

COVID-19 Testing

Statewide Combined Testing as of April 25 (revised)

COVID-19 testing providers around the state include commercial laboratories, hospital labs and the MSDH Public Health Laboratory results from all these sources are combined in the table below. (Updated weekly)

PCR testing detects current, active COVID-19 infection in an individual.

Antibody (serology) testing identifies individuals with past COVID-19 infection based on antibodies they develop one to

three weeks after infection.

Antigen testing is another way to identify current COVID-19 infection.

PCR tests	1,766,516
Serology (antibody) tests	91,328
Antigen tests	845,278
Total tests	2,703,122

▶ [Getting tested for COVID-19](#)

Prevention and Guidance for Individuals and the Community

▶ [Preventive steps to take, recommendations, guidance and general information on COVID-19](#)

Last reviewed on Mar 5,
2020

[error on this](#)

[email page](#)

[print](#)

Related resources

▶ [Free COVID-19 Testing and Local Testing Providers](#)

▶ [COVID-19 Guidance and Prevention for Individuals and the Community](#)

Updated April 28, 2021

More topics

- ▶ [\[Espanol, Tieng Viet, ASL \]](#)
- ▶ [County Data](#)
- ▶ [Handouts and Posters](#)
- ▶ [Healthcare Professionals](#)
- ▶ [Interactive Maps and Charts](#)
- ▶ [Prevention and Safety Guidance](#)
- ▶ [School Cases and Outbreaks](#)
- ▶ [Statewide COVID-19 Data](#)
- ▶ [Testing for COVID-19](#)
- ▶ [Vaccination Against COVID-19](#)

Get COVID-19 e-mail updates daily with our free newsletter:



COVID-19 Vaccinations

Latest information

Questions and answers

Mississippi Vaccination Report

Now vaccinating all Mississippians aged 16 and older.

[FULL INFORMATION](#)

AGENCY

[About Us](#)

[Administration](#)

[Board of Health](#)

[County Offices](#)

[Institutional Review](#)

[Jobs](#)

[Locations](#)

[Public Health Laboratory](#)

[RFPs/Grants](#)

[More »](#)

[Intranet](#)

[OHIT+ER Service Center](#)

[Webmail](#)

INFORMATION

[Apps](#)

[Calendar of Events](#)

[Contact Us](#)

[Meetings](#)

[Health Resources](#)

[Hotlines](#)

[Locations](#)

[News](#)

[Newsletter](#)

[Phone Numbers](#)

[Español](#)

I NEED A ...

[Birth Certificate](#)

[Certificate of Need](#)

[Children's Health Insurance](#)

[Complaint Form](#)

[Criminal History Check](#)

[Death Certificate](#)

[Divorce Record](#)

[Food Permit](#)

[Immunization Record](#)

[J-1 Visa](#)

[License Verification](#)

[Marriage Record](#)

[Professional License](#)

[Public Records Request](#)
[Wastewater Application](#)

PUBLICATIONS

[Annual Report](#)
[CON Weekly Reports](#)
[Health Facilities Directory](#)
[Mississippi Morbidity Reports](#)
[Public Health Report](#)
[State Health Plan](#)
[Strategic Plan](#)
[More »](#)

Mississippi State Department of Health • 570 East Woodrow Wilson Dr • Jackson, MS 39216 • 866-HLTHY4U • [Contact and information](#)

