

Menu



## Coronavirus Disease 2019 (COVID-19)

Updated April 30, 2021

### Healthcare Professionals

Guidance and more →

- ▶ [Healthcare guidance](#)
- ▶ [Electronic reporting](#)
- ▶ [Vaccine providers](#)
- ▶ [Specimens](#)
- ▶ [Lab dropoff](#)
- ▶ [Facilities guidance](#)
- ▶ [MS-HAN Alerts](#)

#### [ALL HEALTHCARE](#)

### Current Cases and Statistics

County and state data →

- ▶ [Latest update](#)
- ▶ [State data and reports](#)
- ▶ [County data](#)
- ▶ [Charts and maps](#)
- ▶ [Hospitalizations](#)
- ▶ [Lab testing](#)
- ▶ [Recoveries](#)

#### [ALL STATISTICS](#)

### Vaccination, Safety and Testing

Stopping the spread →

- ▶ [Vaccinations](#)
- ▶ [Getting tested](#)
- ▶ [Personal protection](#)
- ▶ [Gatherings and events](#)

- ▶ [Business and community](#)
- ▶ [School guidelines](#)
- ▶ [Long-term care facilities](#)

## ALL GUIDANCE

**Mississippi COVID-19 Vaccine Confidence Survey:** [Read the summary »](#)

**Small gatherings and activities without a mask** are safe for those who are fully vaccinated. [Learn more »](#)

## General Information

- ▶ Mississippi COVID-19 Hotline (7 days a week, 7 a.m.–7 p.m.): **877-978-6453**
- ▶ [COVID-19 overview, questions and answers, and resources in other languages](#)

## COVID-19 in Mississippi

### New Cases and Deaths as of April 29

#### NEW CASES

**246**

New COVID-19 positive test results reported to MSDH as of 3 p.m. yesterday.

#### TOTAL MISSISSIPPI CASES

**311,900**

- ▶ [Totals by county](#)

#### NEW DEATHS

**4**

New COVID-19 related deaths reported to MSDH as of 3 p.m. yesterday.

Three deaths occurred on April 28 in the counties below:

▶ [County list](#)

One death occurred on March 20, identified from death certificate reports.

▶ [County list](#)

---

#### TOTAL MISSISSIPPI DEATHS

---

7,199

▶ [Totals by county](#)

#### LTC OUTBREAKS

---

28

Current outbreaks in long-term care (LTC) facilities only. (See [LTC facility outbreak definition](#).)

▶ [Cases by county](#)

**About our case counts:** We currently update our case totals each weekday based on test results from the previous day (or weekend). Outside laboratories also report positive test results to us, which are included in our totals. Multiple positive tests for the same individual are counted only once. County case numbers and deaths may change as investigation finds new or additional information.

## Statewide COVID-19 Data and Reports

- ▶ [K-12 School Reports](#)  
Weekly COVID-19 cases, outbreaks and exposure reported by Mississippi schools
- ▶ [Long-Term Care Facility and Residential Care Facility COVID-19 Reports](#)  
Data reported directly to MSDH by the facility; cases and deaths in these reports may not yet be included in our totals of lab-reported cases.
- ▶ [Ongoing Outbreaks in Nursing Homes](#)  
A wide variety of data from the Centers for Medicare and Medicaid (CMS)
- ▶ [Deaths from COVID-19 and Other Causes](#) PDF  
Provisional counts by week of deaths from COVID-19, pneumonia/influenza, and heart disease
- ▶ [Laboratory Testing](#)  
Number and type of COVID-19 tests performed
- ▶ [Mississippi COVID-19 Vaccination Report](#) PDF  
Vaccinations distributed and administered as reported to MSDH by vaccination providers
- ▶ [Statewide data charts](#)

## County COVID-19 Data

### Variant Strains

- ▶ [COVID-19 cases by variant type](#) PDF  
cases by county, updated weekly

## Race and Ethnicity

- ▶ [Total COVID-19 cases and deaths by county, race and ethnicity](#) PDF  
Current and past data tables, updated weekdays

## Data Snapshots for Individual Counties

- ▶ [Weekly COVID-19 snapshots for each Mississippi county](#)

## High Cases and Incidence

- ▶ [Map of Mississippi counties by 7-day incidence](#)
- ▶ [Table of counties ranked by weekly cases and incidence](#)

## Cumulative Cases and Deaths by County

Totals of all reported COVID-19 cases, including those in long-term care (LTC) facilities.

*The numbers in this table are provisional. County case numbers and deaths may change as investigation finds new or additional information.*

**Long-term care case updates** have been delayed pending data review.

County	Total Cases	Total Deaths
<a href="#">Adams</a>	2567	82
<a href="#">Alcorn</a>	3097	68
<a href="#">Amite</a>	1227	41
<a href="#">Attala</a>	2142	73
<a href="#">Benton</a>	984	25
<a href="#">Bolivar</a>	4793	131
<a href="#">Calhoun</a>	1685	32
<a href="#">Carroll</a>	1215	27
<a href="#">Chickasaw</a>	2065	57
<a href="#">Choctaw</a>	752	18
<a href="#">Claiborne</a>	1021	30
<a href="#">Clarke</a>	1782	79
<a href="#">Clay</a>	1843	54
<a href="#">Coahoma</a>	2931	79
<a href="#">Copiah</a>	2957	65
<a href="#">Covington</a>	2560	80
<a href="#">De Soto</a>	21321	256
<a href="#">Forrest</a>	7620	149
<a href="#">Franklin</a>	831	23
<b>Total</b>	<b>311,900</b>	<b>7,199</b>

County	Total Cases	Total Deaths
George	2452	47
Greene	1300	33
Grenada	2590	85
Hancock	3759	86
Harrison	17735	306
Hinds	20214	414
Holmes	1882	72
Humphreys	953	32
Issaquena	168	6
Itawamba	2990	77
Jackson	13363	246
Jasper	2206	48
Jefferson	651	28
Jefferson Davis	1067	32
Jones	8354	163
Kemper	958	28
Lafayette	6142	118
Lamar	6191	85
Lauderdale	7218	240
Lawrence	1281	23
Leake	2640	73
Lee	9944	171
Leflore	3484	125
Lincoln	3928	110
Lowndes	6348	144
Madison	10035	215
Marion	2684	80
Marshall	4368	103
Monroe	4084	133
Montgomery	1262	42
Neshoba	4021	176
Newton	2470	61
<b>Total</b>	<b>311,900</b>	<b>7,199</b>

County	Total Cases	Total Deaths
Noxubee	1268	34
Oktibbeha	4593	98
Panola	4530	103
Pearl River	4482	144
Perry	1259	38
Pike	3280	105
Pontotoc	4188	72
Prentiss	2780	59
Quitman	795	16
Rankin	13520	278
Scott	3139	73
Sharkey	501	17
Simpson	2935	88
Smith	1619	34
Stone	1808	33
Sunflower	3346	90
Tallahatchie	1771	40
Tate	3309	84
Tippah	2868	68
Tishomingo	2244	67
Tunica	1044	25
Union	4079	76
Walthall	1335	45
Warren	4348	119
Washington	5313	133
Wayne	2622	41
Webster	1145	32
Wilkinson	665	30
Winston	2267	81
Yalobusha	1617	36
Yazoo	3095	69
<b>Total</b>	<b>311,900</b>	<b>7,199</b>

## Case Classifications

Mississippi investigates and reports both probable and confirmed cases and deaths according to the [CSTE case definition](#).

	Confirmed	Probable	Total
Cases	190,713	121,187	<b>311,900</b>
Deaths	4,969	2,230	<b>7,199</b>

Confirmed cases and deaths are generally determined by positive PCR tests, which detect the presence of ongoing coronavirus infection.

Probable cases are those who test positive by other testing methods such as antibody or antigen, and have recent symptoms consistent with COVID-19, indicating a recent infection.

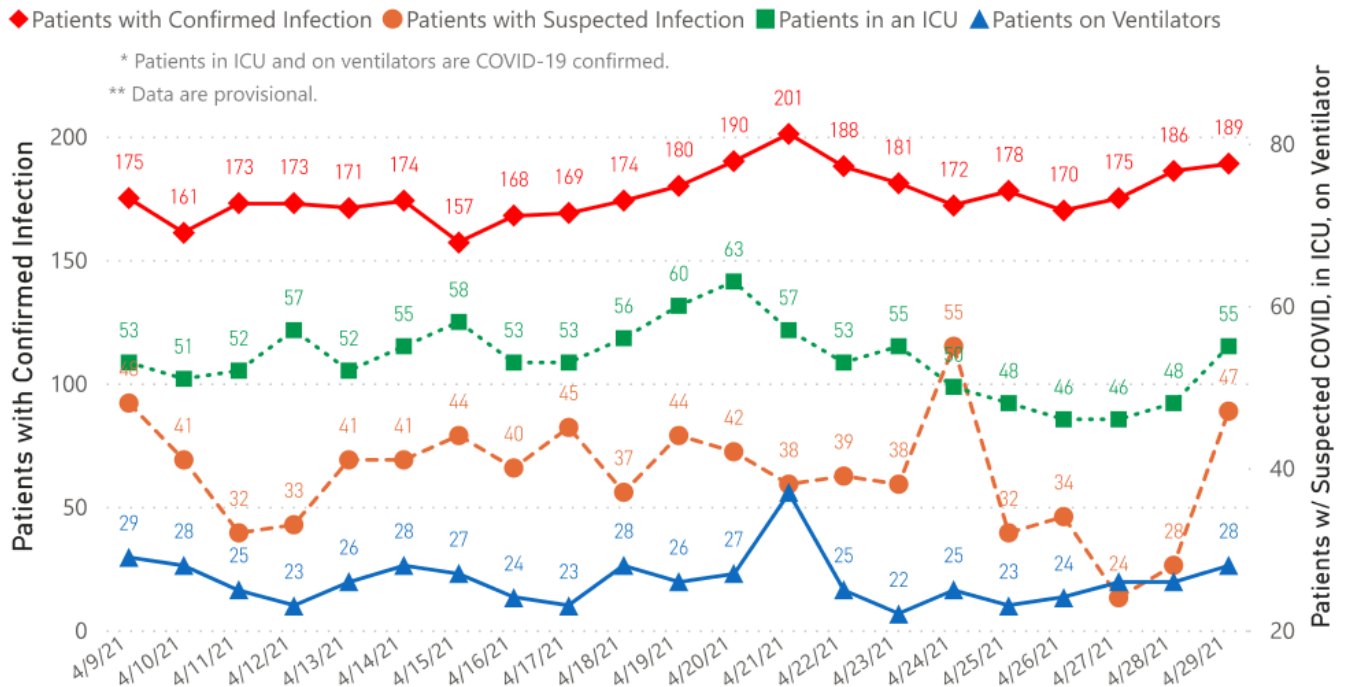
Probable deaths are those individuals with a designation of COVID-19 as a cause of death on the death certificate, but where no confirmatory testing was performed.

## Mississippi COVID-19 Data Charts and Maps

### Hospitalizations and Bed Availability

► [View interactive hospitalization charts](#)

#### COVID-19 Hospitalizations Reported by MS Hospitals, 4/9/21-4/29/21 \*,\*\*



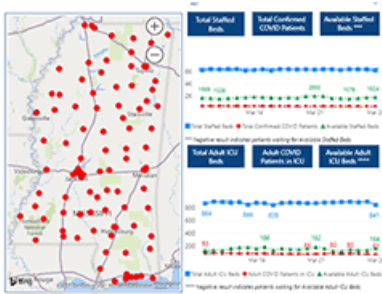
### Hospitalization Trend to Date

Updated weekly



## Hospital Bed Availability

*Updated weekdays (interactive)*



## Daily Case Maps

[View all interactive maps](#)

## Recent COVID-19 Activity

The chart below shows counties according to COVID-19 incidence (cases by population) over the last 7 days. Also see [weekly county incidence tables](#)



Mississippi COVID-19 Cases Incidence Rate \*  
as of April 29, 2021

## Mississippi

7 Day Average  
New Cases

**221.6**

7 Day Average  
Incidence Rate \*

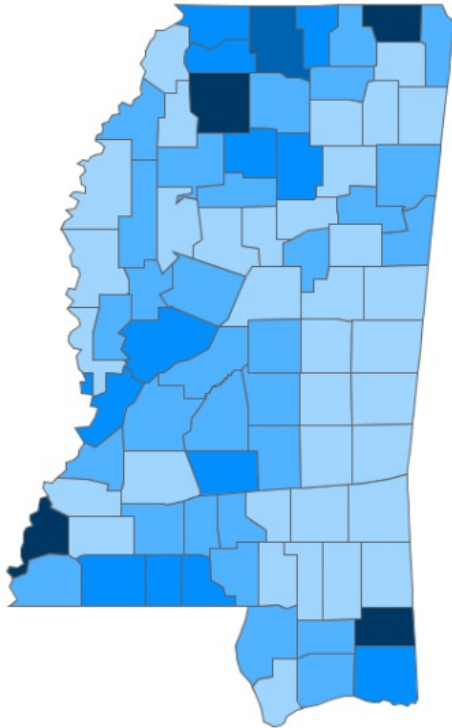
**7.4**

Cumulative Cases

**311,900**

2019 Estimated Population

**2,976,149**



● <5.0 ● 5.0 to 10.0 ● 10.0 to 15.0 ● 15.0 to 20.0 ● >20.0

\* Based on average daily new cases of past 7 days per 100,000 population.

County	Incidence Rate	New Cases (7-Day Avg)	2019 Est. Population
Adams	43.8	13.4	30,693
Panola	23.4	8.0	34,192
Alcorn	20.9	7.7	36,953
George	20.4	5.0	24,500
Marshall	19.4	6.9	35,294
Simpson	13.9	3.7	26,658
Benton	13.8	1.1	8,259
Pike	13.1	5.1	39,288
Amite	12.8	1.6	12,297
DeSoto	12.6	23.3	184,945

### Cumulative COVID-19 Cases

Total cases and deaths by county since the start of the pandemic. Also see [weekly estimate of recoveries](#)

Mississippi COVID-19  
Cases and Deaths by Race with Ethnicity  
as of 3 pm CT, April 29, 2021

# Mississippi

Total Cases  
**311,900**



● 1 to 1250 ● 1251 to 2500 ● 2501 to 3750 ● 3751 to 5000 ● >5000

	American Indian or Alaska Native	Asian	Black	White	Other	Unknown
Non Hispanic	1,237	1,195	84,596	120,901	3,109	2,609
Hispanic	61	38	442	2,015	3,633	739
Unknown Ethnicity	1,016	345	17,825	27,279	7,506	37,354

Total Deaths  
**7,199**

	American Indian or Alaska Native	Asian	Black	White	Other	Unknown
Non Hispanic	91	12	2,468	3,311	42	19
Hispanic	1	1	8	32	22	2
Unknown Ethnicity	25	7	366	563	67	162

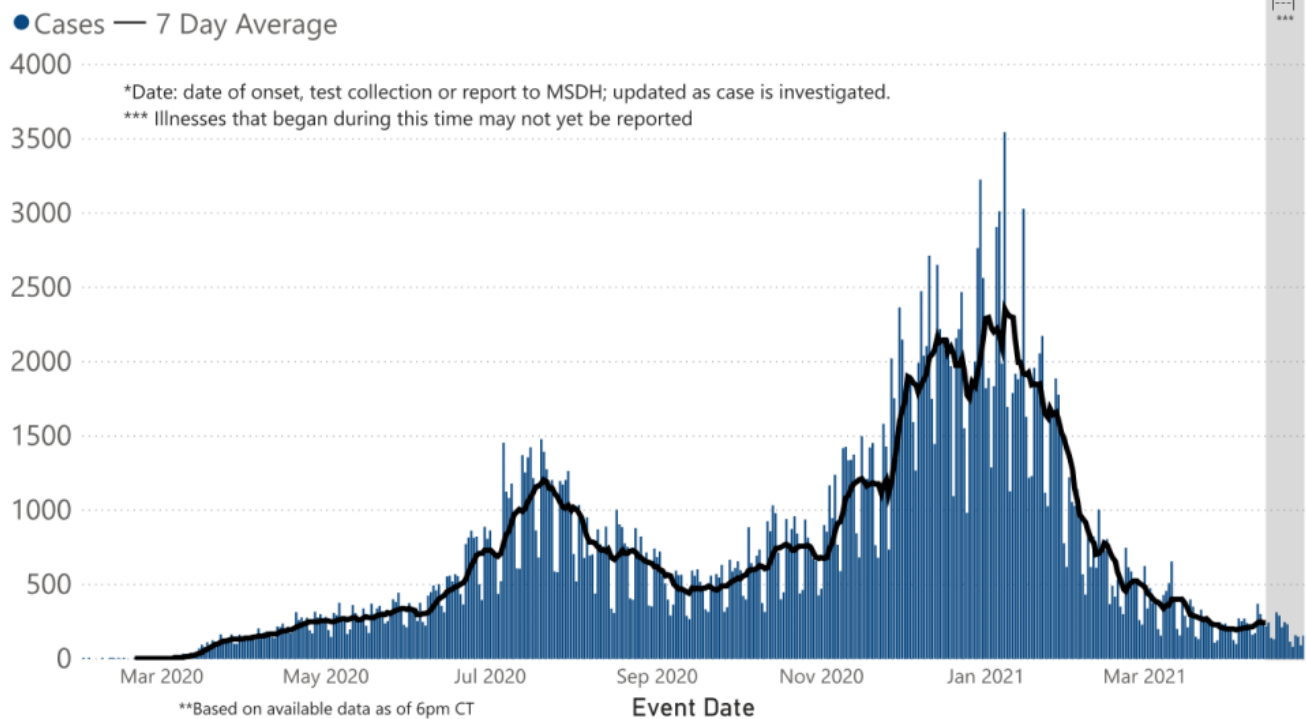
## Daily Statewide Data Charts

Our state case map and other data charts are also available in interactive form.

▶ [View interactive epidemiological and surveillance charts](#)

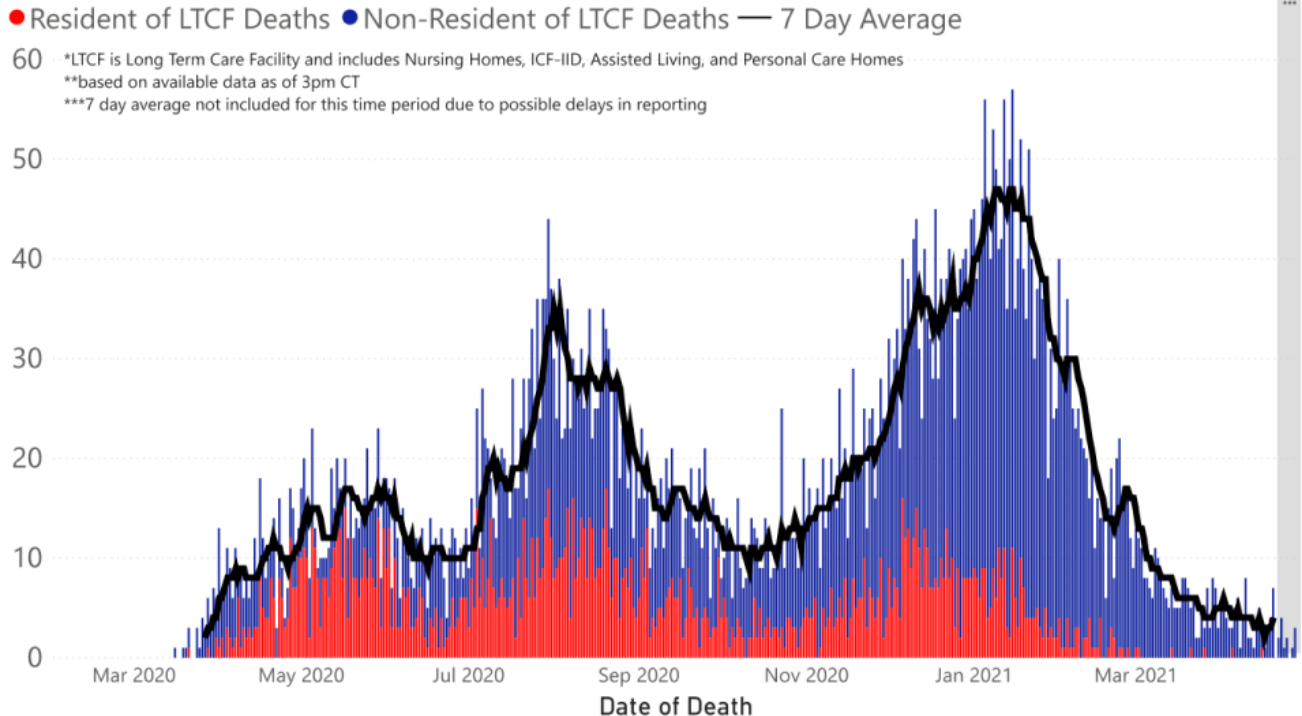
The charts below are based on available data at the time of publication. Charts do **not** include cases where insufficient details of the case are known.

## COVID-19 Cases by Date\* through April 29, 2021\*\*, Mississippi



**Note:** Values up to two weeks in the past on the chart of Cases by Date above can change as we update it with new information from disease investigation.

## COVID-19 LTCF\* and Non-LTCF Deaths by Date of Death through April 29, 2021\*\*, Mississippi



## Weekly Statewide Data Charts

Includes:

- Cases, deaths and hospitalizations, analyzed by age, race/ethnicity, gender and other factors

- MIS-C cases and deaths
- Counties with high COVID-19 cases and incidence
- Syndromic surveillance

▶ [All weekly charts](#)

## Estimated Recoveries

Presumed COVID-19 cases recovered, estimated weekly (does not include cases still under investigation).

### COVID-19 Presumed Recovered Cases through April 26, 2021, Mississippi

**300,323**  
Presumed Recovered\*

\*Reflects Provisional Estimates. Presumed Recovered if:

- 1) It has been 14 days or more since the case tested positive, if they were not hospitalized
- 2) It has been 21 days or more since the case tested positive, if they were hospitalized or hospitalization was unknown.

All deaths excluded. Presumed recovered counts will be updated weekly.

---

## U.S. and World Cases

- ▶ [COVID-19 cases in the United States \(CDC\)](#)
- ▶ [U.S. COVID-19 Tracker \(CDC\)](#)
- ▶ [COVID-19 Global Case Map \(Johns Hopkins University\)](#)

---

## COVID-19 Testing

### Statewide Combined Testing as of April 25 (revised)

COVID-19 testing providers around the state include commercial laboratories, hospital labs and the MSDH Public Health Laboratory results from all these sources are combined in the table below. (Updated weekly)

**PCR** testing detects current, active COVID-19 infection in an individual.

**Antibody** (serology) testing identifies individuals with past COVID-19 infection based on antibodies they develop one to

three weeks after infection.

**Antigen** testing is another way to identify current COVID-19 infection.

PCR tests	1,766,516
Serology (antibody) tests	91,328
Antigen tests	845,278
<b>Total tests</b>	<b>2,703,122</b>

▶ [Getting tested for COVID-19](#)

---

## Prevention and Guidance for Individuals and the Community

▶ [Preventive steps to take, recommendations, guidance and general information on COVID-19](#)

Last reviewed on Mar 5,  
2020

[error on this](#)

[email page](#)

[print](#)

### *Related resources*

▶ [Free COVID-19 Testing and Local Testing Providers](#)

▶ [COVID-19 Guidance and Prevention for Individuals and the Community](#)

Updated April 28, 2021

### *More topics*

- ▶ [\[ Espanol, Tieng Viet, ASL \]](#)
- ▶ [County Data](#)
- ▶ [Handouts and Posters](#)
- ▶ [Healthcare Professionals](#)
- ▶ [Interactive Maps and Charts](#)
- ▶ [Prevention and Safety Guidance](#)
- ▶ [School Cases and Outbreaks](#)
- ▶ [Statewide COVID-19 Data](#)
- ▶ [Testing for COVID-19](#)
- ▶ [Vaccination Against COVID-19](#)

Get COVID-19 e-mail updates daily with our free newsletter:



# Free COVID-19 Rapid Testing

Free drive-through testing open to the public  
No symptoms required for college students and others

[Check our weekly schedule of free testing locations statewide](#)

[FULL INFORMATION](#)

## **AGENCY**

---

[About Us](#)

[Administration](#)

[Board of Health](#)

[County Offices](#)

[Institutional Review](#)

[Jobs](#)

[Locations](#)

[Public Health Laboratory](#)

[RFPs/Grants](#)

[More »](#)

---

[Intranet](#)

[OHIT+ER Service Center](#)

[Webmail](#)

## **INFORMATION**

---

[Apps](#)

[Calendar of Events](#)

[Contact Us](#)

[Meetings](#)

[Health Resources](#)

[Hotlines](#)

[Locations](#)

[News](#)

[Newsletter](#)

[Phone Numbers](#)

[Español](#)

## **I NEED A ...**

---

[Birth Certificate](#)

[Certificate of Need](#)

[Children's Health Insurance](#)

[Complaint Form](#)

[Criminal History Check](#)

[Death Certificate](#)

[Divorce Record](#)

[Food Permit](#)

[Immunization Record](#)

[J-1 Visa](#)

[License Verification](#)

[Marriage Record](#)

[Professional License](#)

[Public Records Request](#)  
[Wastewater Application](#)

#### **PUBLICATIONS**

---

[Annual Report](#)  
[CON Weekly Reports](#)  
[Health Facilities Directory](#)  
[Mississippi Morbidity Reports](#)  
[Public Health Report](#)  
[State Health Plan](#)  
[Strategic Plan](#)

[More »](#)

Mississippi State Department of Health • 570 East Woodrow Wilson Dr • Jackson, MS 39216 • 866-HLTHY4U • [Contact and information](#)

