

Menu



## Coronavirus Disease 2019 (COVID-19)

*Updated May 3, 2021*

### Healthcare Professionals

Guidance and more →

- ▶ [Healthcare guidance](#)
- ▶ [Electronic reporting](#)
- ▶ [Vaccine providers](#)
- ▶ [Specimens](#)
- ▶ [Lab dropoff](#)
- ▶ [Facilities guidance](#)
- ▶ [MS-HAN Alerts](#)

#### **ALL HEALTHCARE**

### Current Cases and Statistics

County and state data →

- ▶ [Latest update](#)
- ▶ [State data and reports](#)
- ▶ [County data](#)
- ▶ [Charts and maps](#)
- ▶ [Hospitalizations](#)
- ▶ [Lab testing](#)
- ▶ [Recoveries](#)

#### **ALL STATISTICS**

### Vaccination, Safety and Testing

Stopping the spread →

- ▶ [Vaccinations](#)
- ▶ [Getting tested](#)
- ▶ [Personal protection](#)
- ▶ [Gatherings and events](#)

- ▶ [Business and community](#)
- ▶ [School guidelines](#)
- ▶ [Long-term care facilities](#)

## ALL GUIDANCE

**Mississippi COVID-19 Vaccine Confidence Survey:** [Read the summary »](#)

**Small gatherings and activities without a mask** are safe for those who are fully vaccinated. [Learn more »](#)

## General Information

- ▶ Mississippi COVID-19 Hotline (7 days a week, 7 a.m.–7 p.m.): **877-978-6453**
- ▶ [COVID-19 overview, questions and answers, and resources in other languages](#)

## COVID-19 in Mississippi

### New Cases and Deaths as of May 2

#### NEW CASES

**500**

New COVID-19 positive test results reported to MSDH as of 3 p.m. yesterday.

#### TOTAL MISSISSIPPI CASES

**312,400**

- ▶ [Totals by county](#)

#### NEW DEATHS

**8**

New COVID-19 related deaths reported to MSDH as of 3 p.m. yesterday.

Three deaths occurred between April 29 and April 30 in the counties below:

▶ [County list](#)

Five deaths occurred between April 16 and April 25, identified from death certificate reports.

▶ [County list](#)

---

#### TOTAL MISSISSIPPI DEATHS

---

**7,207**

▶ [Totals by county](#)

#### LTC OUTBREAKS

---

**32**

Current outbreaks in long-term care (LTC) facilities only. (See [LTC facility outbreak definition](#).)

▶ [Cases by county](#)

**About our case counts:** We currently update our case totals each weekday based on test results from the previous day (or weekend). Outside laboratories also report positive test results to us, which are included in our totals. Multiple positive tests for the same individual are counted only once. County case numbers and deaths may change as investigation finds new or additional information.

## Statewide COVID-19 Data and Reports

- ▶ [K-12 School Reports](#)  
Weekly COVID-19 cases, outbreaks and exposure reported by Mississippi schools
- ▶ [Long-Term Care Facility and Residential Care Facility COVID-19 Reports](#)  
Data reported directly to MSDH by the facility; cases and deaths in these reports may not yet be included in our totals of lab-reported cases.
- ▶ [Ongoing Outbreaks in Nursing Homes](#)  
A wide variety of data from the Centers for Medicare and Medicaid (CMS)
- ▶ [Deaths from COVID-19 and Other Causes](#) PDF  
Provisional counts by week of deaths from COVID-19, pneumonia/influenza, and heart disease
- ▶ [Laboratory Testing](#)  
Number and type of COVID-19 tests performed
- ▶ [Mississippi COVID-19 Vaccination Report](#) PDF  
Vaccinations distributed and administered as reported to MSDH by vaccination providers
- ▶ [Statewide data charts](#)

## County COVID-19 Data

### Variant Strains

- ▶ [COVID-19 cases by variant type](#) PDF  
cases by county, updated weekly

## Race and Ethnicity

- ▶ [Total COVID-19 cases and deaths by county, race and ethnicity](#) PDF  
Current and past data tables, updated weekdays

## Data Snapshots for Individual Counties

- ▶ [Weekly COVID-19 snapshots for each Mississippi county](#)

## High Cases and Incidence

- ▶ [Map of Mississippi counties by 7-day incidence](#)
- ▶ [Table of counties ranked by weekly cases and incidence](#)

## Cumulative Cases and Deaths by County

Totals of all reported COVID-19 cases, including those in long-term care (LTC) facilities.

*The numbers in this table are provisional. County case numbers and deaths may change as investigation finds new or additional information.*

**Long-term care case updates** have been delayed pending data review.

County	Total Cases	Total Deaths
<a href="#">Adams</a>	2571	82
<a href="#">Alcorn</a>	3107	68
<a href="#">Amite</a>	1234	42
<a href="#">Attala</a>	2142	73
<a href="#">Benton</a>	988	25
<a href="#">Bolivar</a>	4796	131
<a href="#">Calhoun</a>	1690	32
<a href="#">Carroll</a>	1215	27
<a href="#">Chickasaw</a>	2070	57
<a href="#">Choctaw</a>	757	18
<a href="#">Claiborne</a>	1021	30
<a href="#">Clarke</a>	1780	79
<a href="#">Clay</a>	1846	54
<a href="#">Coahoma</a>	2936	79
<a href="#">Copiah</a>	2958	65
<a href="#">Covington</a>	2562	80
<a href="#">De Soto</a>	21410	256
<a href="#">Forrest</a>	7629	150
<a href="#">Franklin</a>	833	23
<b>Total</b>	<b>312,400</b>	<b>7,207</b>

County	Total Cases	Total Deaths
George	2463	47
Greene	1302	33
Grenada	2594	85
Hancock	3763	86
Harrison	17765	307
Hinds	20251	414
Holmes	1885	72
Humphreys	959	32
Issaquena	168	6
Itawamba	2992	77
Jackson	13380	246
Jasper	2207	48
Jefferson	654	28
Jefferson Davis	1069	32
Jones	8362	163
Kemper	956	28
Lafayette	6153	118
Lamar	6200	86
Lauderdale	7213	240
Lawrence	1282	23
Leake	2644	73
Lee	9951	172
Leflore	3484	125
Lincoln	3937	110
Lowndes	6359	144
Madison	10048	216
Marion	2686	80
Marshall	4381	103
Monroe	4087	133
Montgomery	1266	42
Neshoba	4025	176
Newton	2469	61
<b>Total</b>	<b>312,400</b>	<b>7,207</b>

County	Total Cases	Total Deaths
Noxubee	1267	34
Oktibbeha	4601	98
Panola	4542	103
Pearl River	4494	145
Perry	1259	38
Pike	3288	105
Pontotoc	4191	72
Prentiss	2782	59
Quitman	796	16
Rankin	13532	278
Scott	3145	73
Sharkey	502	17
Simpson	2936	88
Smith	1619	34
Stone	1814	33
Sunflower	3349	90
Tallahatchie	1775	40
Tate	3315	84
Tippah	2871	68
Tishomingo	2247	67
Tunica	1046	25
Union	4084	76
Walthall	1337	45
Warren	4364	120
Washington	5316	133
Wayne	2622	41
Webster	1145	32
Wilkinson	668	30
Winston	2267	81
Yalobusha	1625	36
Yazoo	3101	69
<b>Total</b>	<b>312,400</b>	<b>7,207</b>

## Case Classifications

Mississippi investigates and reports both probable and confirmed cases and deaths according to the [CSTE case definition](#).

	Confirmed	Probable	Total
Cases	191,008	121,392	<b>312,400</b>
Deaths	4,970	2,237	<b>7,207</b>

Confirmed cases and deaths are generally determined by positive PCR tests, which detect the presence of ongoing coronavirus infection.

Probable cases are those who test positive by other testing methods such as antibody or antigen, and have recent symptoms consistent with COVID-19, indicating a recent infection.

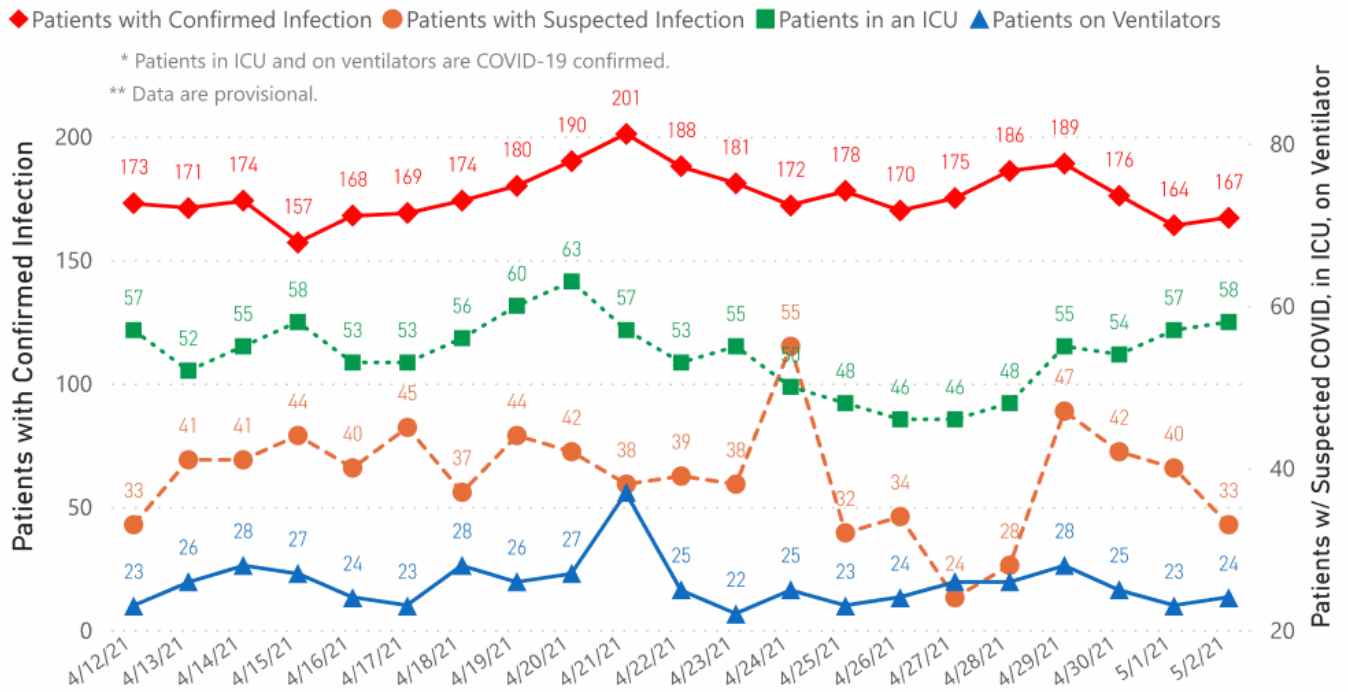
Probable deaths are those individuals with a designation of COVID-19 as a cause of death on the death certificate, but where no confirmatory testing was performed.

## Mississippi COVID-19 Data Charts and Maps

### Hospitalizations and Bed Availability

[View interactive hospitalization charts](#)

#### COVID-19 Hospitalizations Reported by MS Hospitals, 4/12/21 - 5/2/21 \*,\*\*



### Hospitalization Trend to Date

Updated weekly



## Hospital Bed Availability

Updated weekdays (interactive)



## Daily Case Maps

[View all interactive maps](#)

## Recent COVID-19 Activity

The chart below shows counties according to COVID-19 incidence (cases by population) over the last 7 days. Also see [weekly county incidence tables](#)



Mississippi COVID-19 Cases Incidence Rate \*  
as of May 2, 2021

## Mississippi

7 Day Average  
New Cases

**201.9**

7 Day Average  
Incidence Rate \*

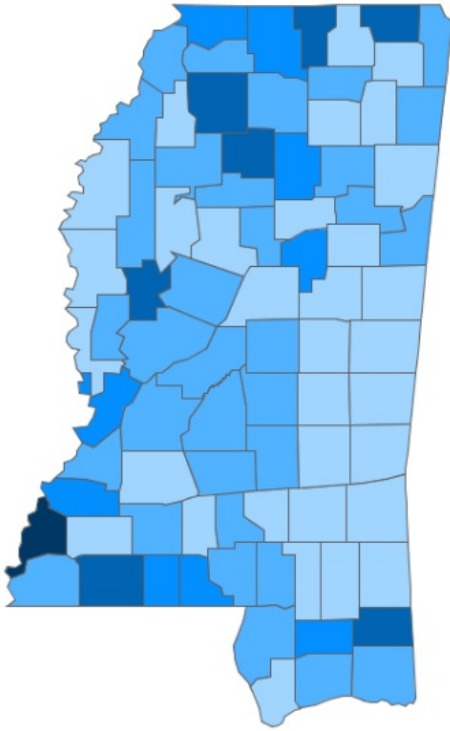
**6.8**

Cumulative Cases

**312,400**

2019 Estimated Population

**2,976,149**



● <5.0 ● 5.0 to 10.0 ● 10.0 to 15.0 ● 15.0 to 20.0 ● >20.0

\* Based on average daily new cases of past 7 days per 100,000 population.

County	Incidence Rate	New Cases (7-Day Avg)	2019 Est. Population
Adams	45.6	14.0	30,693
Alcorn	18.6	6.9	36,953
George	18.1	4.4	24,500
Humphreys	17.7	1.4	8,064
Benton	17.3	1.4	8,259
Yalobusha	15.3	1.9	12,108
Amite	15.1	1.9	12,297
Panola	15.0	5.1	34,192
Calhoun	14.9	2.1	14,361
DeSoto	14.9	27.6	184,945

### Cumulative COVID-19 Cases

Total cases and deaths by county since the start of the pandemic. Also see [weekly estimate of recoveries](#)

Mississippi COVID-19  
Cases and Deaths by Race with Ethnicity  
as of 3 pm CT, May 2, 2021

# Mississippi

Total Cases  
**312,400**



● 1 to 1250 ● 1251 to 2500 ● 2501 to 3750 ● 3751 to 5000 ● >5000

	American Indian or Alaska Native	Asian	Black	White	Other	Unknown
Non Hispanic	1,239	1,199	84,773	121,152	3,118	2,610
Hispanic	62	39	442	2,017	3,644	746
Unknown Ethnicity	1,016	345	17,836	27,295	7,488	37,379

Total Deaths  
**7,207**

	American Indian or Alaska Native	Asian	Black	White	Other	Unknown
Non Hispanic	91	12	2,471	3,315	42	19
Hispanic	1	1	8	32	22	2
Unknown Ethnicity	25	7	366	564	67	162

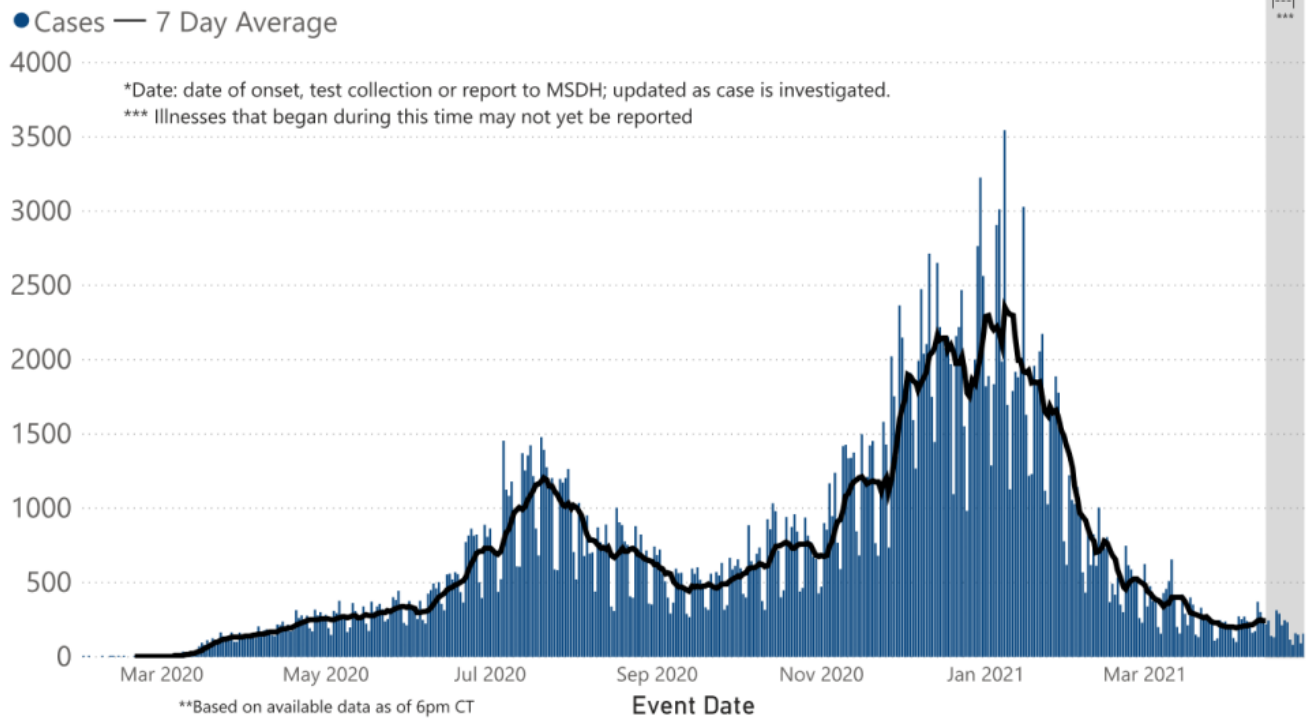
## Daily Statewide Data Charts

Our state case map and other data charts are also available in interactive form.

▶ [View interactive epidemiological and surveillance charts](#)

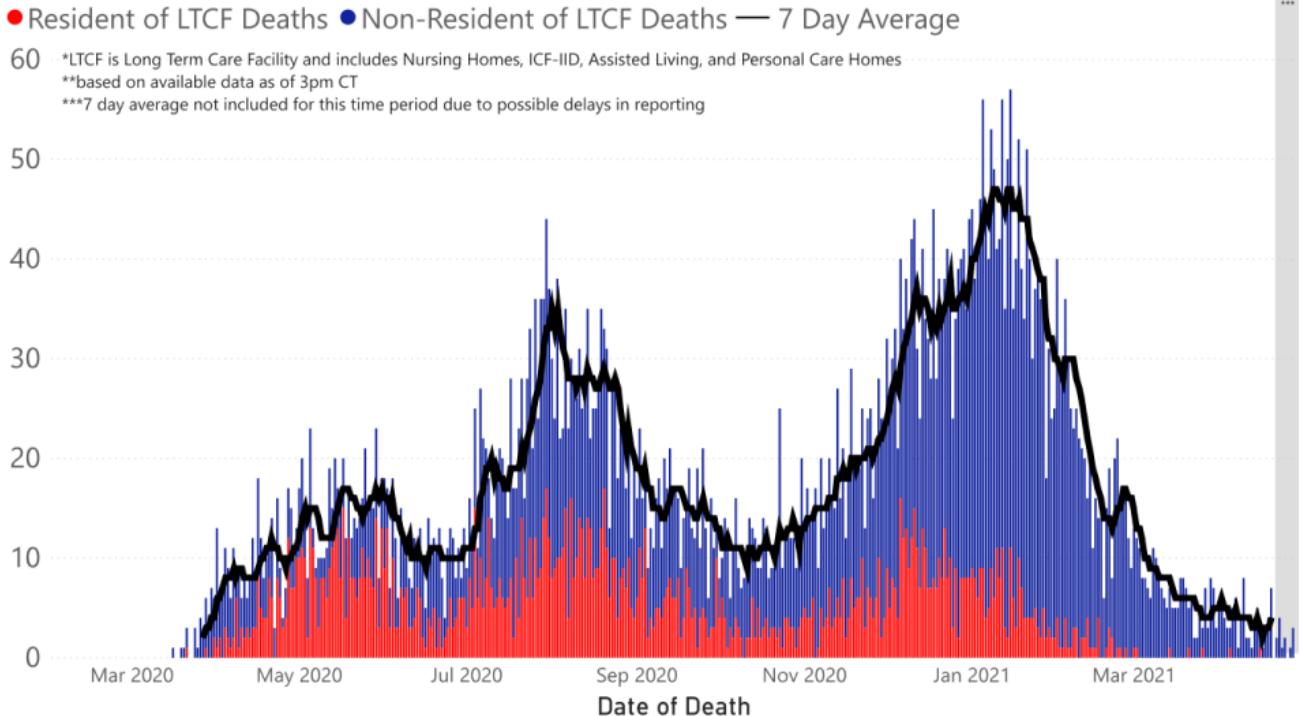
The charts below are based on available data at the time of publication. Charts do **not** include cases where insufficient details of the case are known.

## COVID-19 Cases by Date\* through April 29, 2021\*\*, Mississippi



**Note:** Values up to two weeks in the past on the chart of Cases by Date above can change as we update it with new information from disease investigation.

## COVID-19 LTCF\* and Non-LTCF Deaths by Date of Death through April 29, 2021\*\*, Mississippi



## Weekly Statewide Data Charts

Includes:

- Cases, deaths and hospitalizations, analyzed by age, race/ethnicity, gender and other factors

- MIS-C cases and deaths
- Counties with high COVID-19 cases and incidence
- Syndromic surveillance

▶ [All weekly charts](#)

## Estimated Recoveries

Presumed COVID-19 cases recovered, estimated weekly (does not include cases still under investigation).

### COVID-19 Presumed Recovered Cases through April 26, 2021, Mississippi

**300,323**  
Presumed Recovered\*

\*Reflects Provisional Estimates. Presumed Recovered if:

- 1) It has been 14 days or more since the case tested positive, if they were not hospitalized
- 2) It has been 21 days or more since the case tested positive, if they were hospitalized or hospitalization was unknown.

All deaths excluded. Presumed recovered counts will be updated weekly.

---

## U.S. and World Cases

- ▶ [COVID-19 cases in the United States \(CDC\)](#)
- ▶ [U.S. COVID-19 Tracker \(CDC\)](#)
- ▶ [COVID-19 Global Case Map \(Johns Hopkins University\)](#)

---

## COVID-19 Testing

### Statewide Combined Testing as of May 2

COVID-19 testing providers around the state include commercial laboratories, hospital labs and the MSDH Public Health Laboratory results from all these sources are combined in the table below. (Updated weekly)

**PCR** testing detects current, active COVID-19 infection in an individual.

**Antibody** (serology) testing identifies individuals with past COVID-19 infection based on antibodies they develop one to

three weeks after infection.

**Antigen** testing is another way to identify current COVID-19 infection.

PCR tests	1,778,748
Serology (antibody) tests	92,176
Antigen tests	852,746
<b>Total tests</b>	<b>2,723,670</b>

▶ [Getting tested for COVID-19](#)

---

## Prevention and Guidance for Individuals and the Community

▶ [Preventive steps to take, recommendations, guidance and general information on COVID-19](#)

Last reviewed on Mar 5,  
2020

[error on this](#)

[email page](#)

[print](#)

### *Related resources*

▶ [Free COVID-19 Testing and Local Testing Providers](#)

▶ [COVID-19 Guidance and Prevention for Individuals and the Community](#)

Updated May 3, 2021

### *More topics*

- ▶ [\[ Espanol, Tieng Viet, ASL \]](#)
- ▶ [County Data](#)
- ▶ [Handouts and Posters](#)
- ▶ [Healthcare Professionals](#)
- ▶ [Interactive Maps and Charts](#)
- ▶ [Prevention and Safety Guidance](#)
- ▶ [School Cases and Outbreaks](#)
- ▶ [Statewide COVID-19 Data](#)
- ▶ [Testing for COVID-19](#)
- ▶ [Vaccination Against COVID-19](#)

Get COVID-19 e-mail updates daily with our free newsletter:



ORAL CANCER AWARENESS MONTH

**100** Mississippians die from **oral cancer** every year.

[Know what to look for](#)

## **AGENCY**

---

[About Us](#)

[Administration](#)

[Board of Health](#)

[County Offices](#)

[Institutional Review](#)

[Jobs](#)

[Locations](#)

[Public Health Laboratory](#)

[RFPs/Grants](#)

[More »](#)

---

[Intranet](#)

[OHIT+ER Service Center](#)

[Webmail](#)

## **INFORMATION**

---

[Apps](#)

[Calendar of Events](#)

[Contact Us](#)

[Meetings](#)

[Health Resources](#)

[Hotlines](#)

[Locations](#)

[News](#)

[Newsletter](#)

[Phone Numbers](#)

[Español](#)

## **I NEED A ...**

---

[Birth Certificate](#)

[Certificate of Need](#)

[Children's Health Insurance](#)

[Complaint Form](#)

[Criminal History Check](#)

[Death Certificate](#)

[Divorce Record](#)

[Food Permit](#)

[Immunization Record](#)

[J-1 Visa](#)

[License Verification](#)

[Marriage Record](#)

[Professional License](#)

[Public Records Request](#)  
[Wastewater Application](#)

**PUBLICATIONS**

[Annual Report](#)  
[CON Weekly Reports](#)  
[Health Facilities Directory](#)  
[Mississippi Morbidity Reports](#)  
[Public Health Report](#)  
[State Health Plan](#)  
[Strategic Plan](#)  
[More »](#)

Mississippi State Department of Health • 570 East Woodrow Wilson Dr • Jackson, MS 39216 • 866-HLTHY4U • [Contact and information](#)

