

Menu



## Coronavirus Disease 2019 (COVID-19)

Updated May 4, 2021

### Healthcare Professionals

Guidance and more →

- ▶ [Healthcare guidance](#)
- ▶ [Electronic reporting](#)
- ▶ [Vaccine providers](#)
- ▶ [Specimens](#)
- ▶ [Lab dropoff](#)
- ▶ [Facilities guidance](#)
- ▶ [MS-HAN Alerts](#)

#### [ALL HEALTHCARE](#)

### Current Cases and Statistics

County and state data →

- ▶ [Latest update](#)
- ▶ [State data and reports](#)
- ▶ [County data](#)
- ▶ [Charts and maps](#)
- ▶ [Hospitalizations](#)
- ▶ [Lab testing](#)
- ▶ [Recoveries](#)

#### [ALL STATISTICS](#)

### Vaccination, Safety and Testing

Stopping the spread →

- ▶ [Vaccinations](#)
- ▶ [Getting tested](#)
- ▶ [Personal protection](#)
- ▶ [Gatherings and events](#)

- ▶ [Business and community](#)
- ▶ [School guidelines](#)
- ▶ [Long-term care facilities](#)

## ALL GUIDANCE

**Mississippi COVID-19 Vaccine Confidence Survey:** [Read the summary »](#)

**Small gatherings and activities without a mask** are safe for those who are fully vaccinated. [Learn more »](#)

## General Information

- ▶ Mississippi COVID-19 Hotline (7 days a week, 7 a.m.–7 p.m.): **877-978-6453**
- ▶ [COVID-19 overview, questions and answers, and resources in other languages](#)

## COVID-19 in Mississippi

### New Cases and Deaths as of May 3

#### NEW CASES

**208**

New COVID-19 positive test results reported to MSDH as of 3 p.m. yesterday.

#### TOTAL MISSISSIPPI CASES

**312,608**

- ▶ [Totals by county](#)

#### NEW DEATHS

**14**

New COVID-19 related deaths reported to MSDH as of 3 p.m. yesterday.

Three deaths occurred between May 1 and May 2 in the counties below:

▶ [County list](#)

Eleven deaths occurred between January 24 and April 28, identified from death certificate reports.

▶ [County list](#)

---

#### TOTAL MISSISSIPPI DEATHS

---

**7,221**

▶ [Totals by county](#)

---

#### LTC OUTBREAKS

---

**25**

Current outbreaks in long-term care (LTC) facilities only. (See [LTC facility outbreak definition](#).)

▶ [Cases by county](#)

**About our case counts:** We currently update our case totals each weekday based on test results from the previous day (or weekend). Outside laboratories also report positive test results to us, which are included in our totals. Multiple positive tests for the same individual are counted only once. County case numbers and deaths may change as investigation finds new or additional information.

## Statewide COVID-19 Data and Reports

- ▶ [K-12 School Reports](#)  
Weekly COVID-19 cases, outbreaks and exposure reported by Mississippi schools
- ▶ [Long-Term Care Facility and Residential Care Facility COVID-19 Reports](#)  
Data reported directly to MSDH by the facility; cases and deaths in these reports may not yet be included in our totals of lab-reported cases.
- ▶ [Ongoing Outbreaks in Nursing Homes](#)  
A wide variety of data from the Centers for Medicare and Medicaid (CMS)
- ▶ [Deaths from COVID-19 and Other Causes](#) PDF  
Provisional counts by week of deaths from COVID-19, pneumonia/influenza, and heart disease
- ▶ [Laboratory Testing](#)  
Number and type of COVID-19 tests performed
- ▶ [Mississippi COVID-19 Vaccination Report](#) PDF  
Vaccinations distributed and administered as reported to MSDH by vaccination providers
- ▶ [Statewide data charts](#)

## County COVID-19 Data

### Variant Strains

- ▶ [COVID-19 cases by variant type](#) PDF  
cases by county, updated weekly

## Race and Ethnicity

- ▶ [Total COVID-19 cases and deaths by county, race and ethnicity](#) PDF  
Current and past data tables, updated weekdays

## Data Snapshots for Individual Counties

- ▶ [Weekly COVID-19 snapshots for each Mississippi county](#)

## High Cases and Incidence

- ▶ [Map of Mississippi counties by 7-day incidence](#)
- ▶ [Table of counties ranked by weekly cases and incidence](#)

## Cumulative Cases and Deaths by County

Totals of all reported COVID-19 cases, including those in long-term care (LTC) facilities.

*The numbers in this table are provisional. County case numbers and deaths may change as investigation finds new or additional information.*

**Long-term care case updates** have been delayed pending data review.

County	Total Cases	Total Deaths
<a href="#">Adams</a>	2598	82
<a href="#">Alcorn</a>	3107	68
<a href="#">Amite</a>	1234	42
<a href="#">Attala</a>	2142	73
<a href="#">Benton</a>	990	25
<a href="#">Bolivar</a>	4796	132
<a href="#">Calhoun</a>	1695	32
<a href="#">Carroll</a>	1216	28
<a href="#">Chickasaw</a>	2070	57
<a href="#">Choctaw</a>	758	18
<a href="#">Claiborne</a>	1021	30
<a href="#">Clarke</a>	1781	79
<a href="#">Clay</a>	1846	54
<a href="#">Coahoma</a>	2939	79
<a href="#">Copiah</a>	2958	65
<a href="#">Covington</a>	2562	81
<a href="#">De Soto</a>	21429	257
<a href="#">Forrest</a>	7633	152
<a href="#">Franklin</a>	833	23
<b>Total</b>	<b>312,608</b>	<b>7,221</b>

County	Total Cases	Total Deaths
George	2467	48
Greene	1302	33
Grenada	2599	85
Hancock	3766	86
Harrison	17776	308
Hinds	20256	414
Holmes	1886	72
Humphreys	961	33
Issaquena	168	6
Itawamba	2993	77
Jackson	13395	246
Jasper	2207	48
Jefferson	654	28
Jefferson Davis	1069	32
Jones	8364	163
Kemper	956	28
Lafayette	6162	118
Lamar	6202	86
Lauderdale	7215	240
Lawrence	1282	23
Leake	2649	73
Lee	9956	173
Leflore	3484	125
Lincoln	3939	110
Lowndes	6359	144
Madison	10051	217
Marion	2686	80
Marshall	4387	103
Monroe	4089	133
Montgomery	1267	42
Neshoba	4028	176
Newton	2469	61
<b>Total</b>	<b>312,608</b>	<b>7,221</b>

County	Total Cases	Total Deaths
Noxubee	1268	34
Oktibbeha	4603	98
Panola	4545	104
Pearl River	4495	145
Perry	1260	38
Pike	3290	105
Pontotoc	4193	72
Prentiss	2785	60
Quitman	796	16
Rankin	13539	278
Scott	3148	73
Sharkey	502	17
Simpson	2937	88
Smith	1620	34
Stone	1814	33
Sunflower	3352	90
Tallahatchie	1778	40
Tate	3316	84
Tippah	2872	68
Tishomingo	2250	67
Tunica	1046	26
Union	4087	76
Walthall	1337	45
Warren	4368	120
Washington	5320	133
Wayne	2622	41
Webster	1145	32
Wilkinson	668	30
Winston	2269	81
Yalobusha	1629	36
Yazoo	3102	69
<b>Total</b>	<b>312,608</b>	<b>7,221</b>

## Case Classifications

Mississippi investigates and reports both probable and confirmed cases and deaths according to the [CSTE case definition](#).

	Confirmed	Probable	Total
Cases	191,117	121,491	<b>312,608</b>
Deaths	4,976	2,245	<b>7,221</b>

Confirmed cases and deaths are generally determined by positive PCR tests, which detect the presence of ongoing coronavirus infection.

Probable cases are those who test positive by other testing methods such as antibody or antigen, and have recent symptoms consistent with COVID-19, indicating a recent infection.

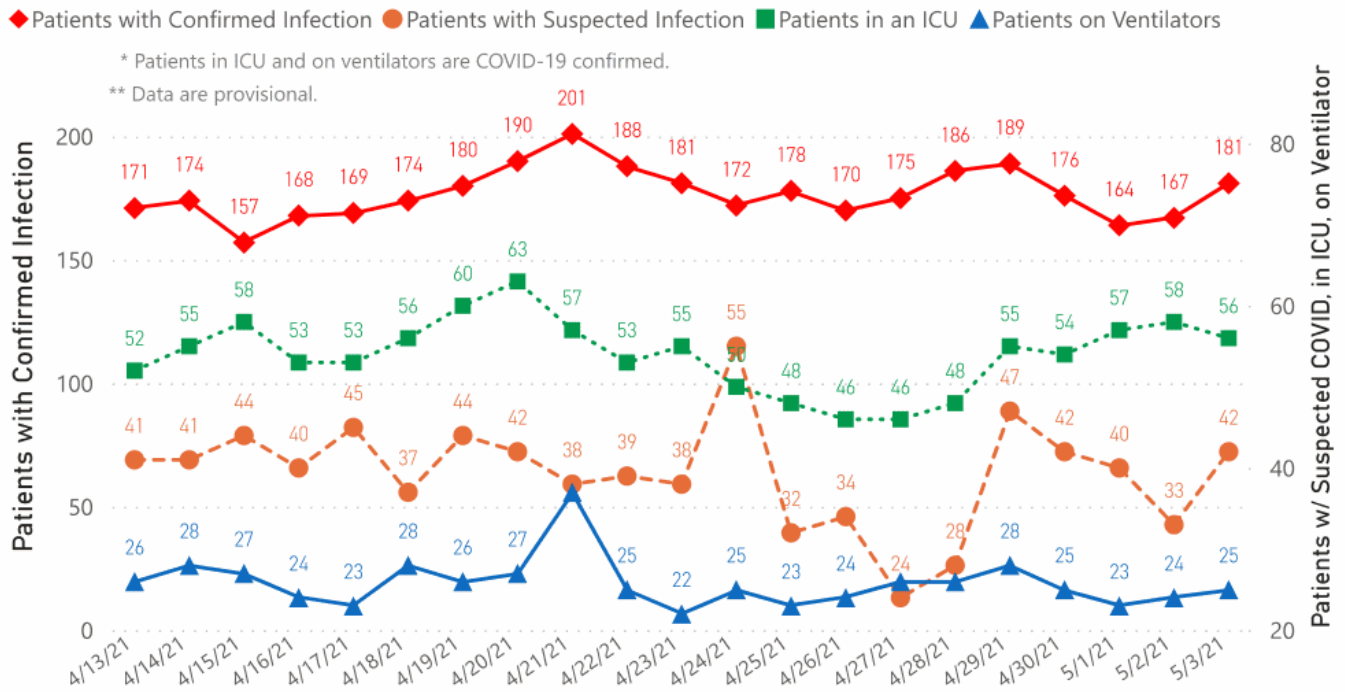
Probable deaths are those individuals with a designation of COVID-19 as a cause of death on the death certificate, but where no confirmatory testing was performed.

## Mississippi COVID-19 Data Charts and Maps

### Hospitalizations and Bed Availability

► [View interactive hospitalization charts](#)

#### COVID-19 Hospitalizations Reported by MS Hospitals, 4/13/21 - 5/3/21 \*,\*\*



### Hospitalization Trend to Date

Updated weekly



## Hospital Bed Availability

*Updated weekdays (interactive)*



## Daily Case Maps

▶ [View all interactive maps](#)

## Recent COVID-19 Activity

The chart below shows counties according to COVID-19 incidence (cases by population) over the last 7 days. Also see [weekly county incidence tables](#)



Mississippi COVID-19 Cases Incidence Rate \*  
as of May 3, 2021

## Mississippi

7 Day Average  
New Cases

**207.0**

7 Day Average  
Incidence Rate \*

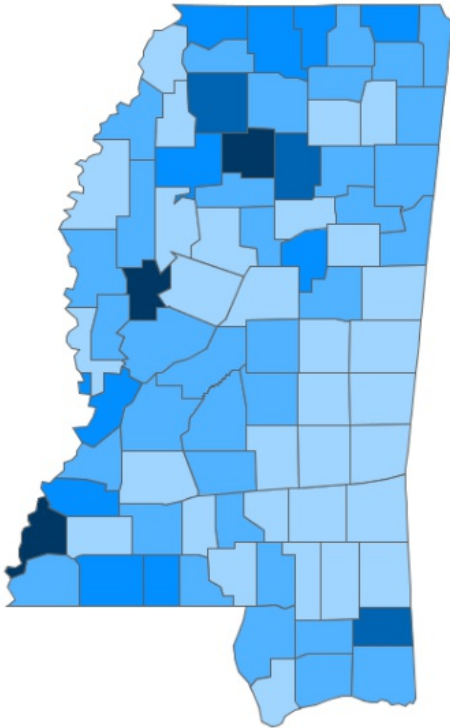
**7.0**

Cumulative Cases

**312,608**

2019 Estimated Population

**2,976,149**



● <5.0 ● 5.0 to 10.0 ● 10.0 to 15.0 ● 15.0 to 20.0 ● >20.0

\* Based on average daily new cases of past 7 days per 100,000 population.

County	Incidence Rate	New Cases (7-Day Avg)	2019 Est. Population
Adams	58.2	17.9	30,693
Humphreys	21.3	1.7	8,064
Yalobusha	20.1	2.4	12,108
Calhoun	19.9	2.9	14,361
George	15.7	3.9	24,500
Panola	15.5	5.3	34,192
Marshall	15.0	5.3	35,294
DeSoto	14.8	27.3	184,945
Amite	13.9	1.7	12,297
Choctaw	13.9	1.1	8,210

### Cumulative COVID-19 Cases

Total cases and deaths by county since the start of the pandemic. Also see [weekly estimate of recoveries](#)

Mississippi COVID-19  
Cases and Deaths by Race with Ethnicity  
as of 3 pm CT, May 3, 2021

# Mississippi

Total Cases  
**312,608**



● 1 to 1250 ● 1251 to 2500 ● 2501 to 3750 ● 3751 to 5000 ● >5000

	American Indian or Alaska Native	Asian	Black	White	Other	Unknown
Non Hispanic	1,240	1,199	84,827	121,248	3,121	2,614
Hispanic	63	39	442	2,021	3,650	743
Unknown Ethnicity	1,016	345	17,838	27,301	7,491	37,410

Total Deaths  
**7,221**

	American Indian or Alaska Native	Asian	Black	White	Other	Unknown
Non Hispanic	91	12	2,476	3,324	42	19
Hispanic	1	1	8	32	22	2
Unknown Ethnicity	25	7	366	564	67	162

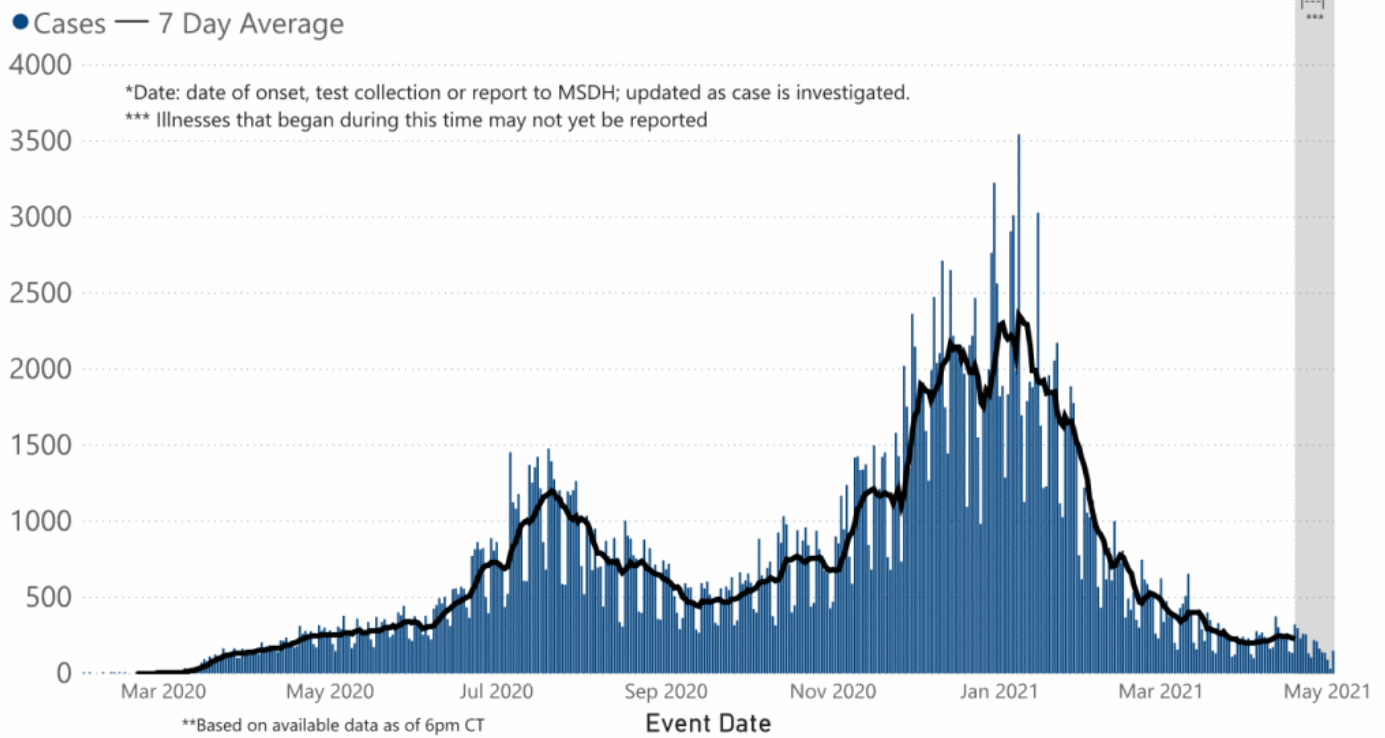
## Daily Statewide Data Charts

Our state case map and other data charts are also available in interactive form.

▶ [View interactive epidemiological and surveillance charts](#)

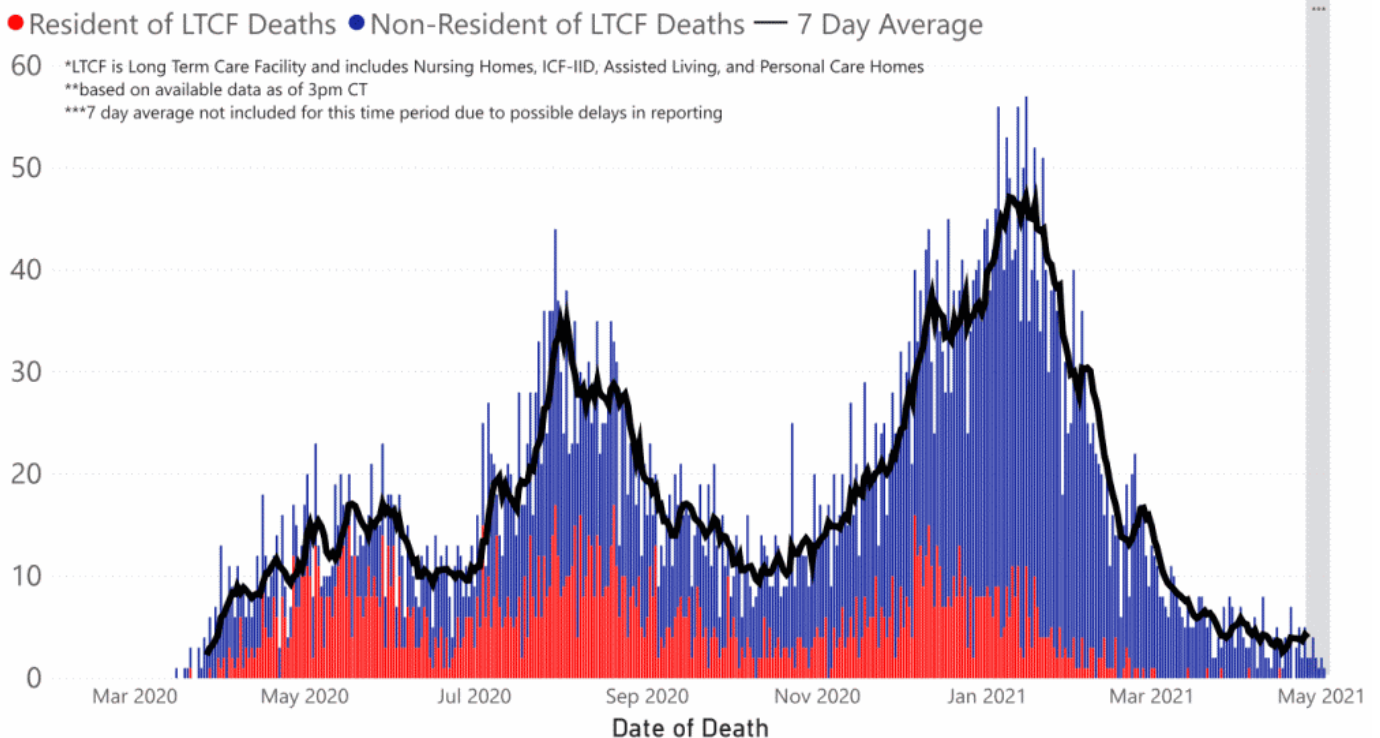
The charts below are based on available data at the time of publication. Charts do **not** include cases where insufficient details of the case are known.

## COVID-19 Cases by Date\* through May 3, 2021\*\*, Mississippi



**Note:** Values up to two weeks in the past on the chart of Cases by Date above can change as we update it with new information from disease investigation.

## COVID-19 LTCF\* and Non-LTCF Deaths by Date of Death through May 3, 2021\*\*, Mississippi



## Weekly Statewide Data Charts

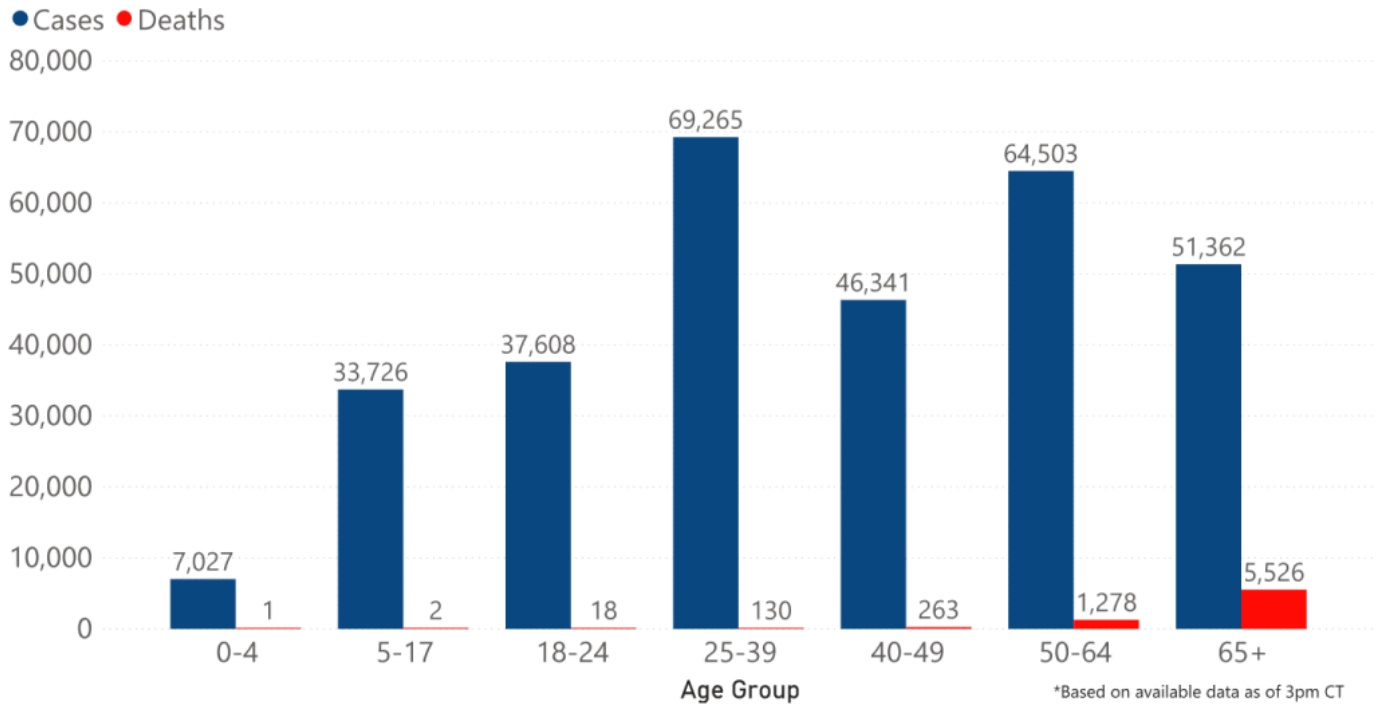
Includes:

- Cases, deaths and hospitalizations, analyzed by age, race/ethnicity, gender and other factors

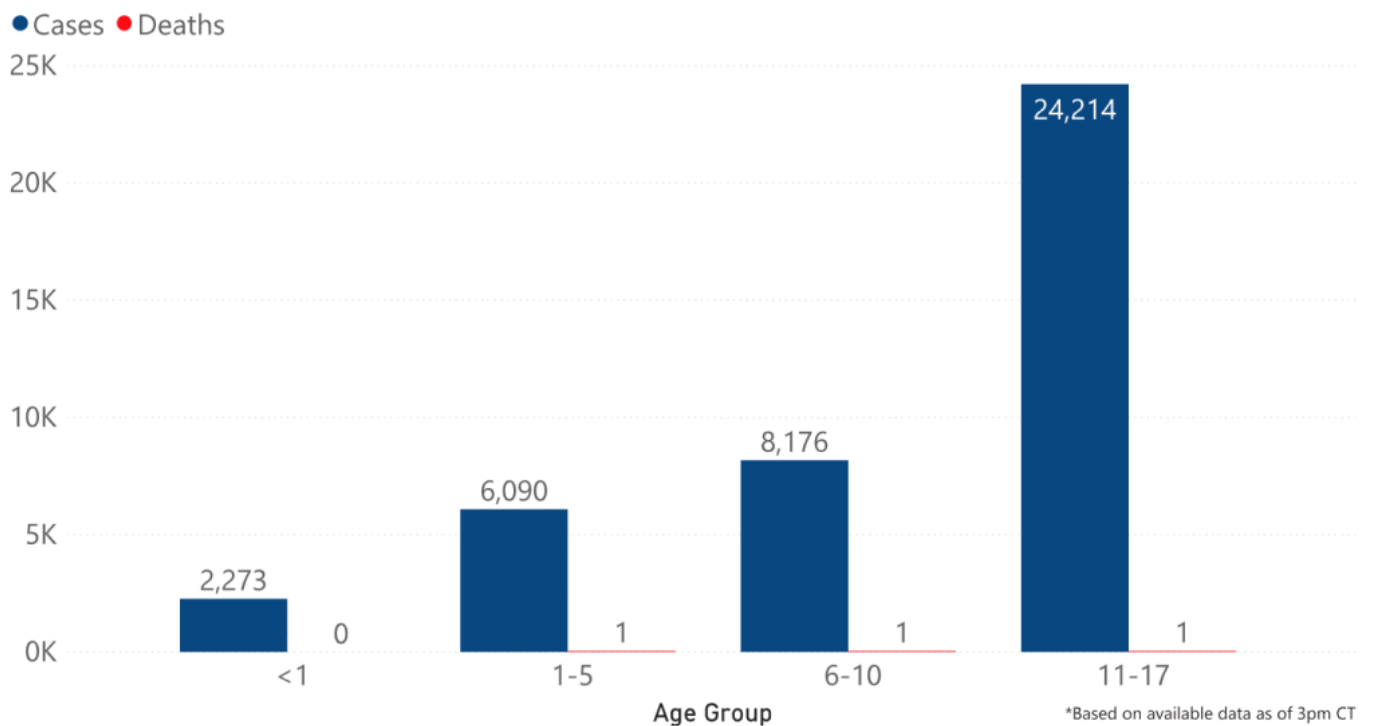
- MIS-C cases and deaths
- Counties with high COVID-19 cases and incidence
- Syndromic surveillance

▼ All weekly charts

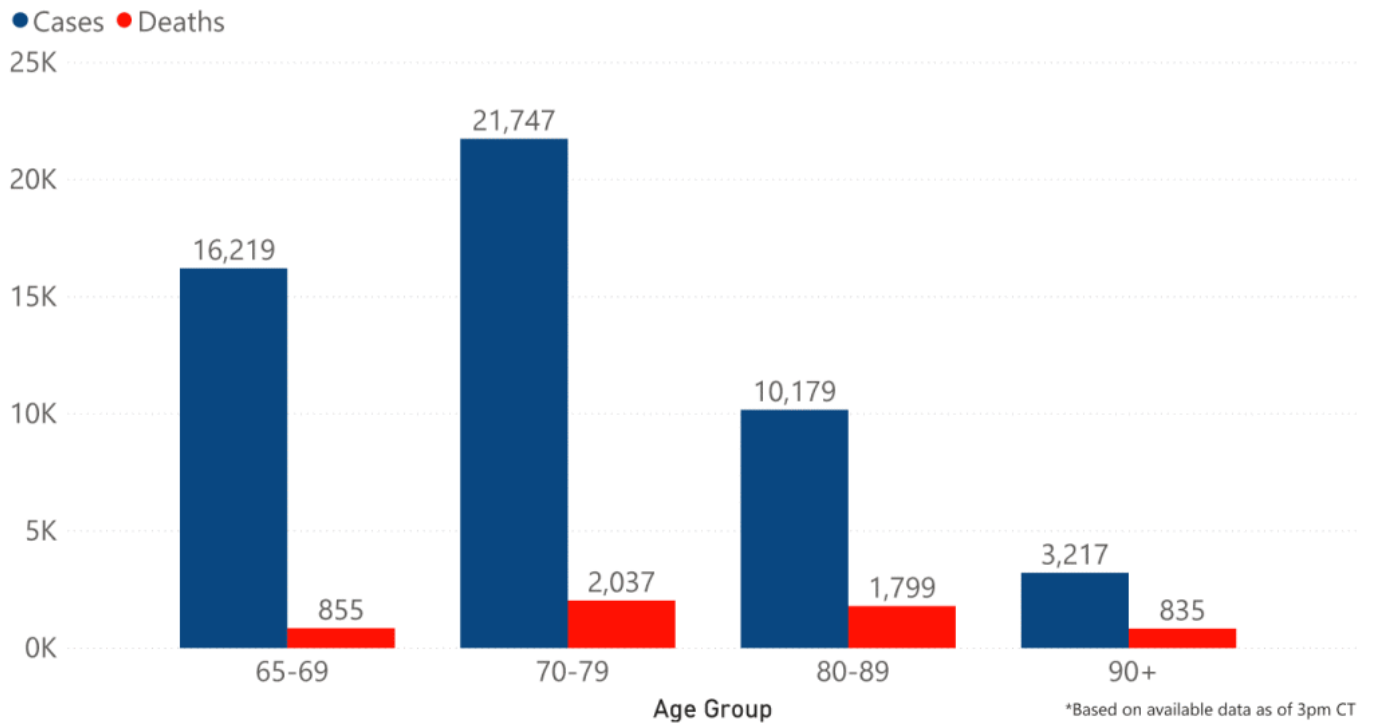
**COVID-19 Cases and Deaths by Age Group through May 3, 2021\*, Mississippi**



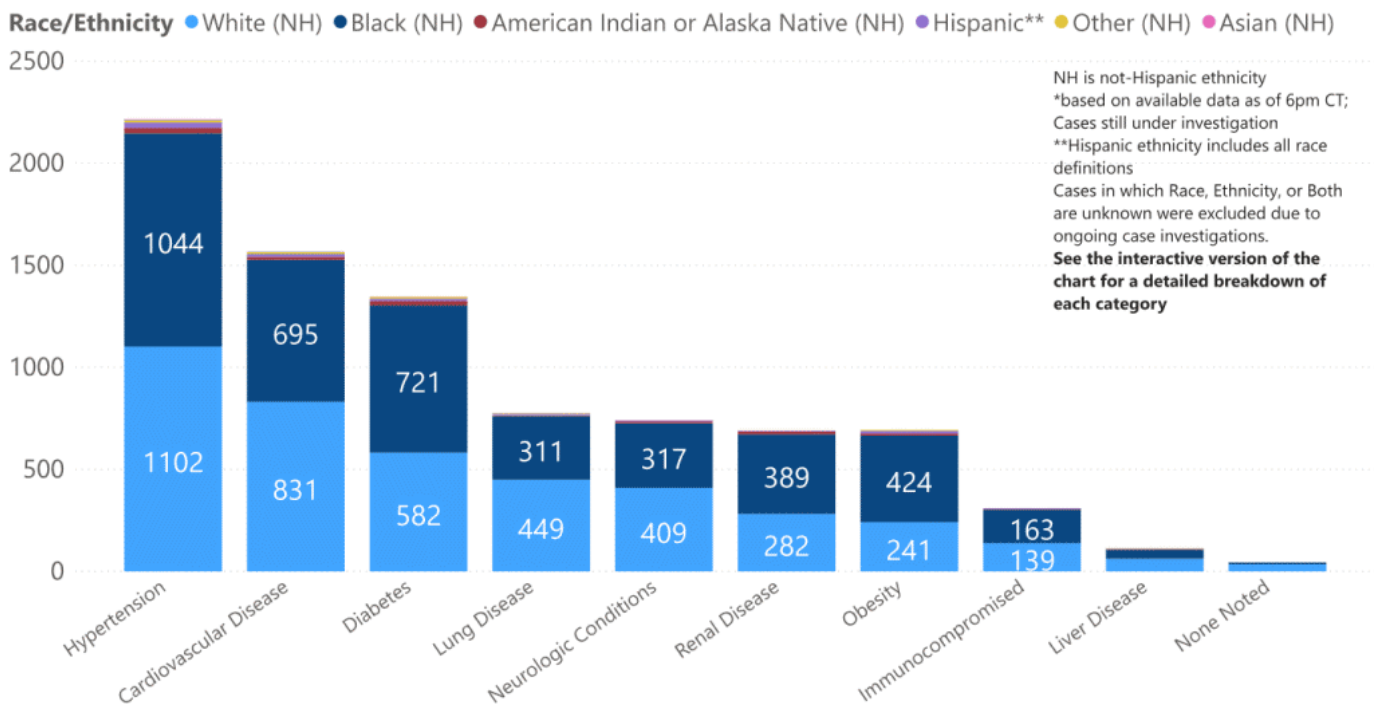
**COVID-19 Pediatric Cases and Deaths by Age Group through May 3, 2021\*, Mississippi**



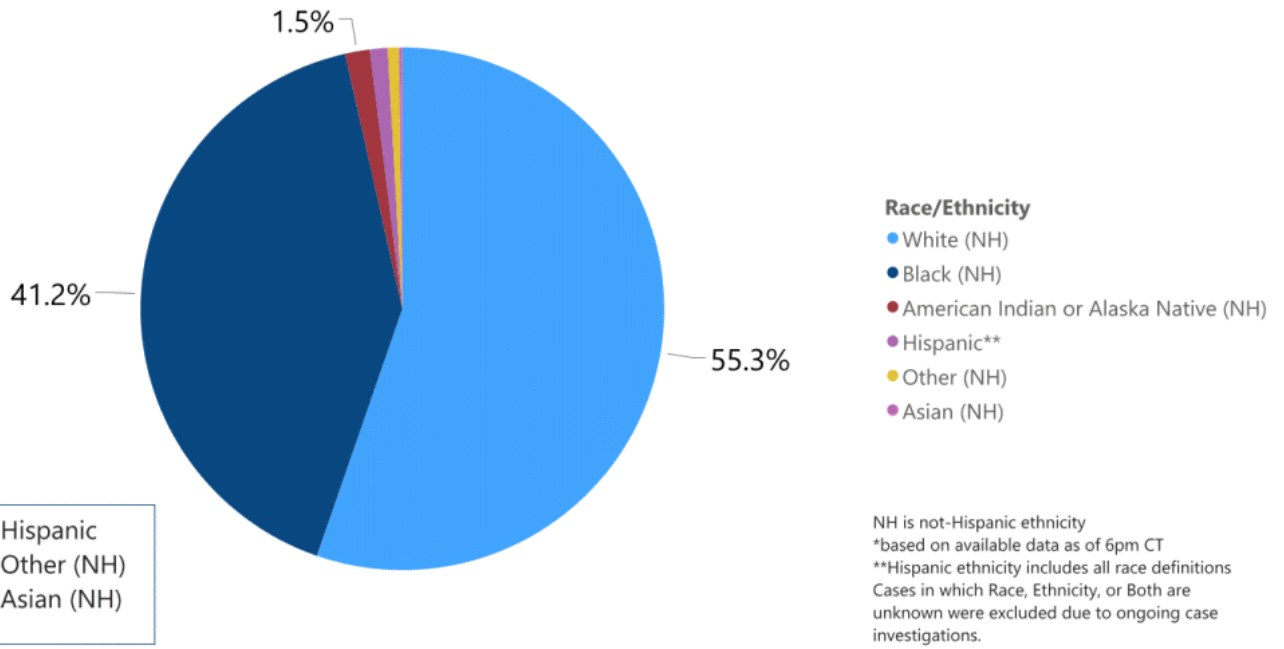
## COVID-19 Geriatric Cases and Deaths by Age Group through May 3, 2021\*, Mississippi



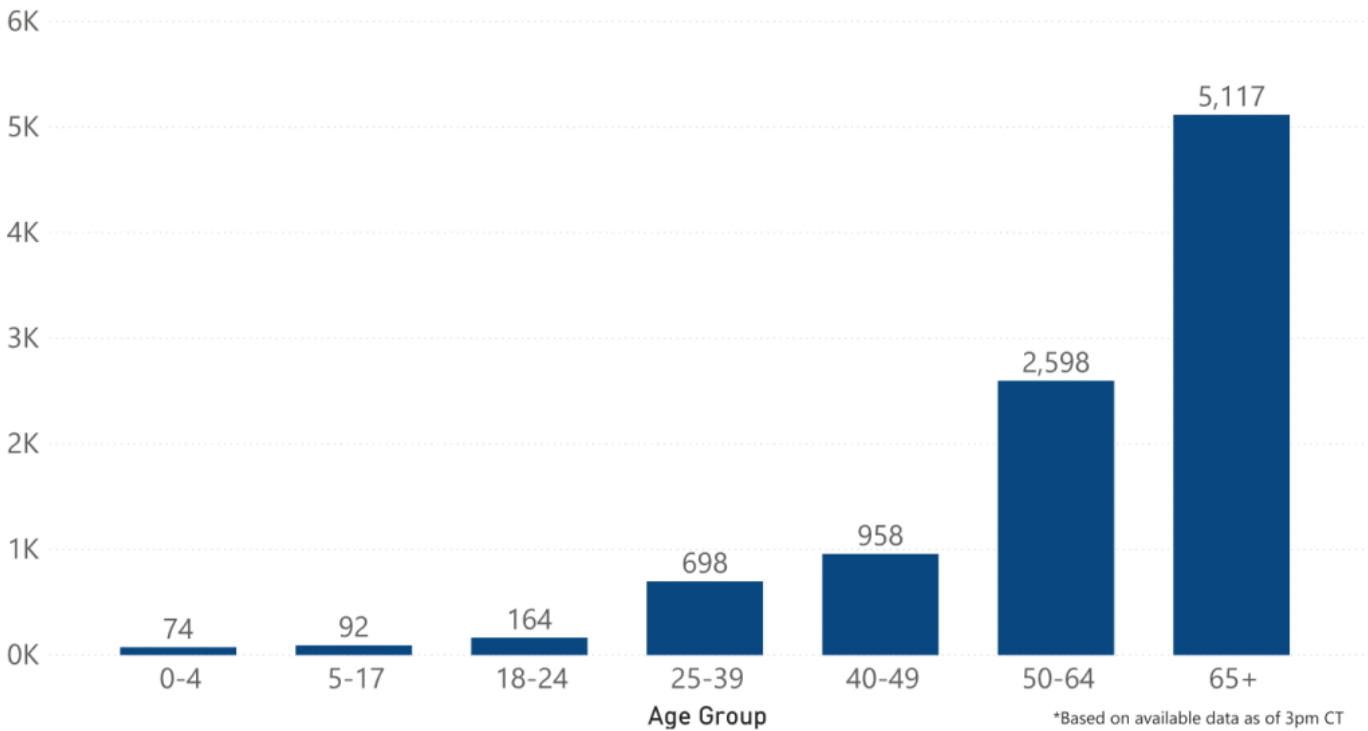
## COVID-19 Underlying Conditions in Deaths by Race/Ethnicity through May 3, 2021\*, Mississippi



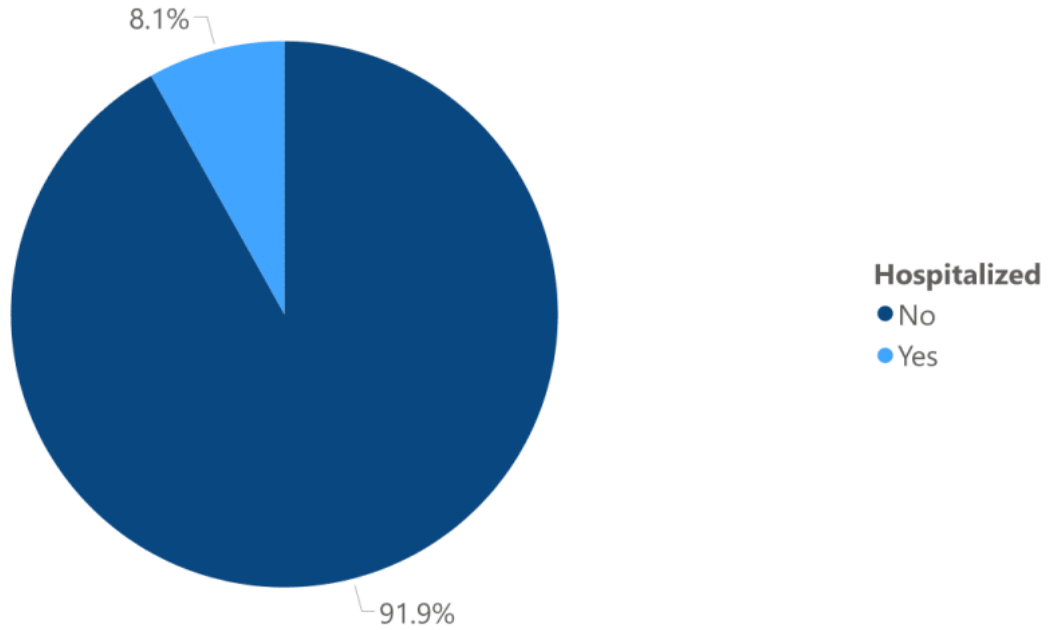
**COVID-19 Deaths by Race/Ethnicity through May 3, 2021\*, Mississippi**



**COVID-19 Hospitalized Cases by Age through May 3, 2021\*, Mississippi**



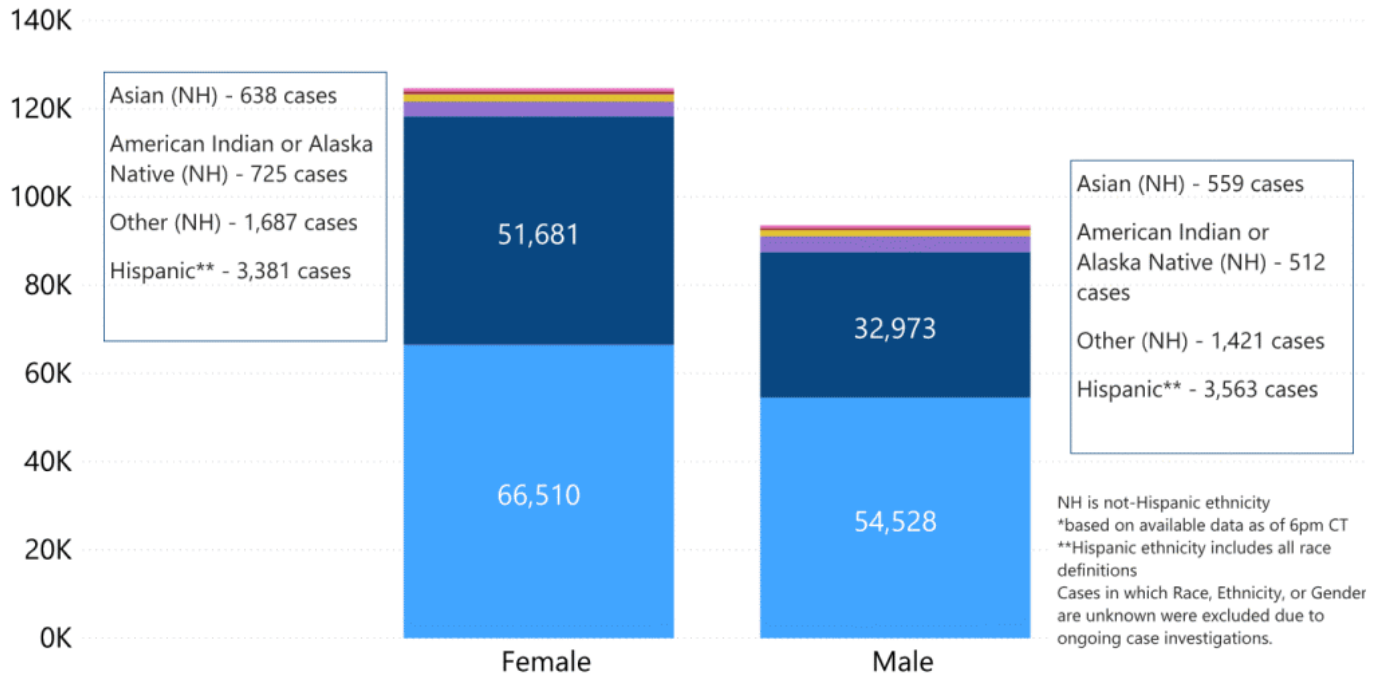
**COVID-19 Cumulative Hospitalizations-Invstigated Cases May 3, 2021 \***



\* Cases in which hospitalization is unknown were excluded due to ongoing case investigations; based on available data as of 3pm CT

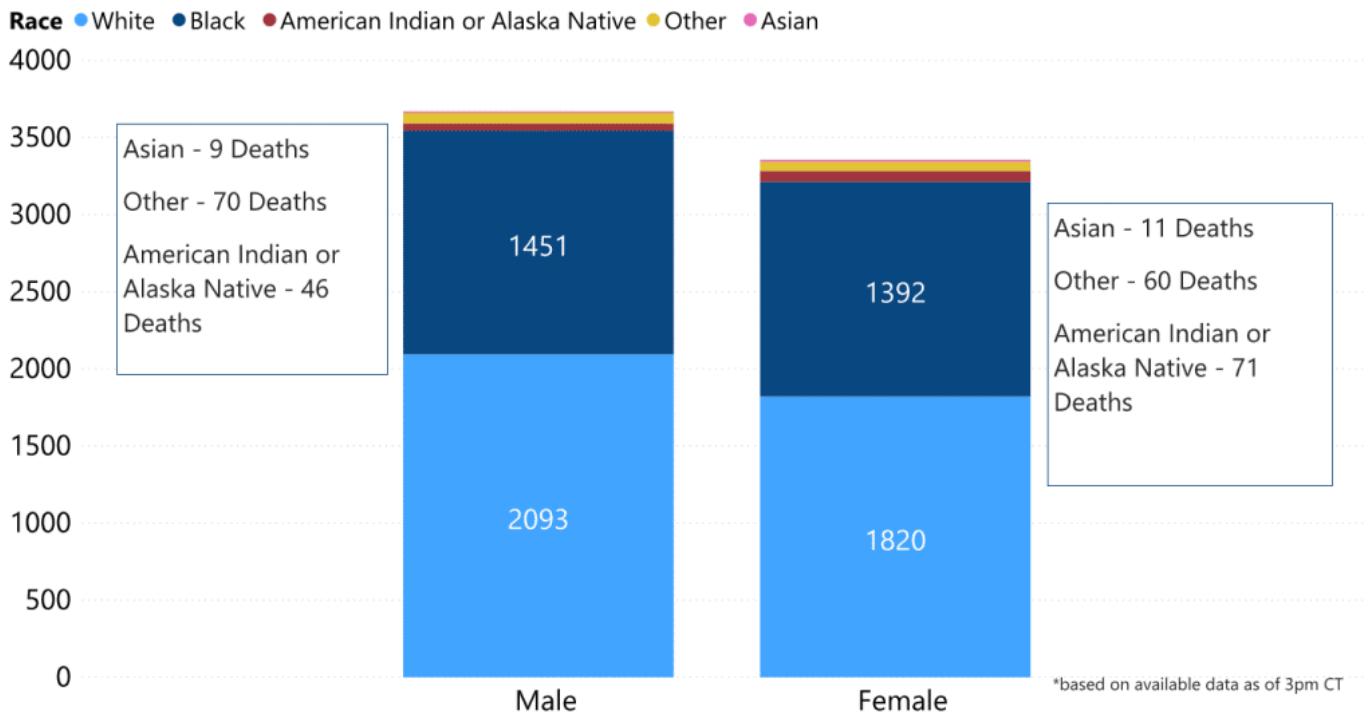
**COVID-19 Cases by Race/Ethnicity and Gender through May 3, 2021\*, Mississippi**

**Race/Ethnicity** ● White (NH) ● Black (NH) ● Hispanic\*\* ● Other (NH) ● American Indian or Alaska Native (NH) ● Asian (NH)

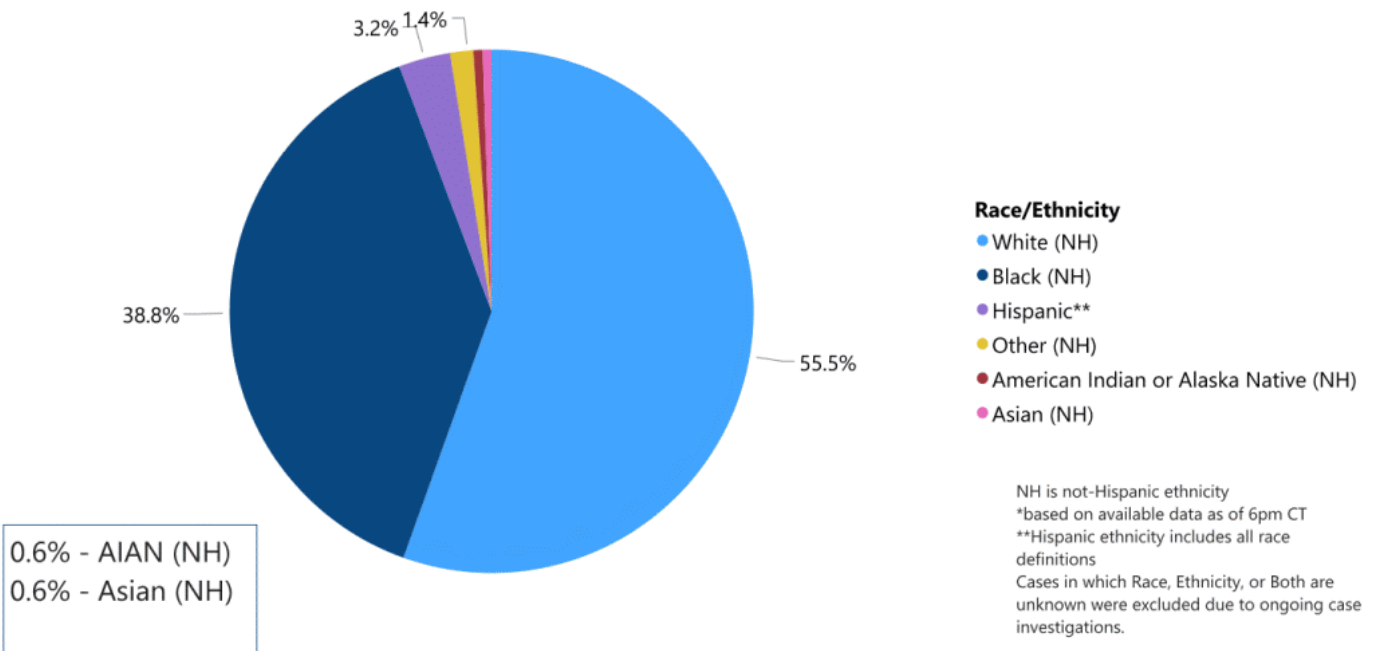




## COVID-19 Deaths by Race and Gender through May 3, 2021\*, Mississippi

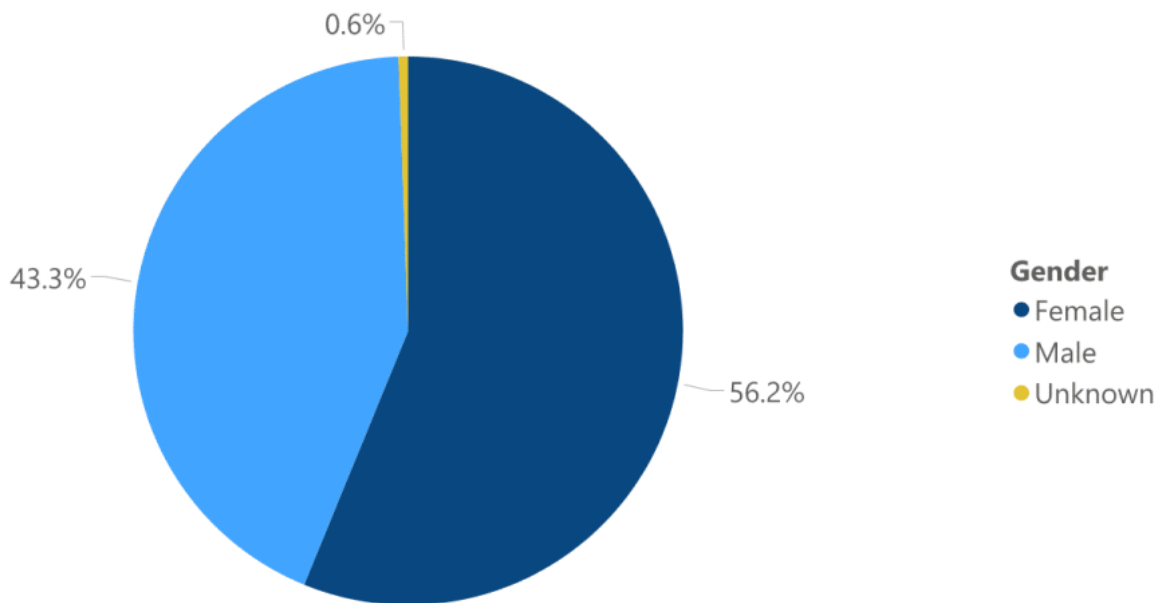


## COVID-19 Cases by Race/Ethnicity through May 3, 2021\*, Mississippi





**COVID-19 Cases by Gender through May 3, 2021\*, Mississippi**

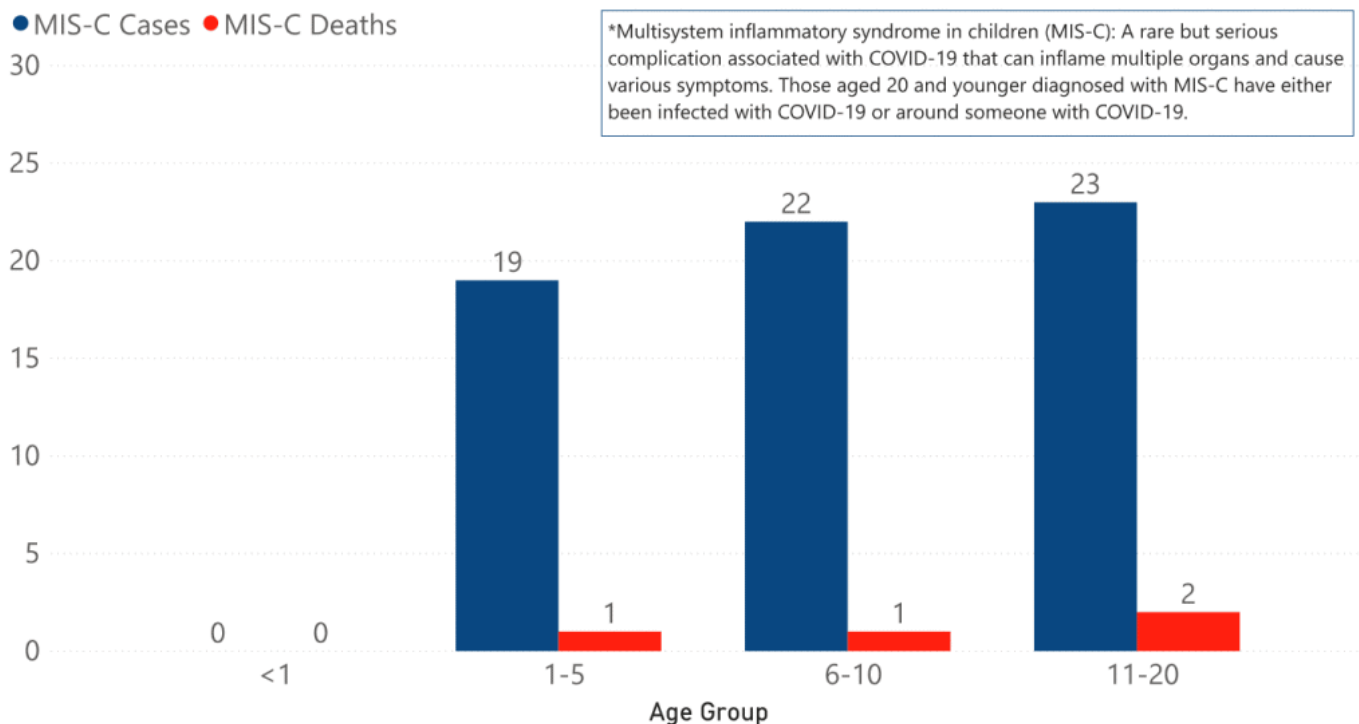


\*Based on available data as of 3pm CT

**Weekly Pediatric MIS-C Cases and Deaths**

Multisystem inflammatory syndrome in children (MIS-C) is a rare but serious condition associated with COVID-19 that causes inflammation in many body parts, including the heart and other vital organs.

**MIS-C\* Cases and Deaths by Age Group through May 3, 2021, Mississippi**



**Weekly High Case and High Incidence Counties**

Tracking counties with recent high numbers of COVID-19 cases, adjusted for population, provides insight on where local outbreaks are most serious, and where protective measures should be increased. For more accurate reporting, these weekly charts include sample collection dates only up to seven days in the past to allow for case investigation and delays in lab test reports.

Cases counts in these charts is based on the date of illness onset. If the date of illness is not known, the date the test sample was taken, or the date of test result reporting is used instead. Counts are adjusted as cases are investigated.

Counties are ranked by highest weekly case counts, and by weekly incidence (cases proportional to population). A separate table ranking all counties is also available. **All tables updated weekly.**

► [Full tables of counties ranked by weekly incidence and cases](#) PDF

County	Cases (April 13-26)	Cases per 100,000 (April 13-26)	Cases to Date (through April 26)	Cases per 100,000 Total	Percent Change
ALCORN	94	254.4	3090	8362.0	3%
CALHOUN	35	243.7	1681	11705.3	2%
GEORGE	57	232.7	2447	9987.8	2%
ADAMS	65	211.8	2588	8431.9	3%
TATE	58	204.8	3308	11680.4	2%
DESOTO	368	199.0	21304	11519.1	2%
PANOLA	67	196.0	4526	13237.0	2%
AMITE	24	195.2	1230	10002.4	2%
MARSHALL	67	189.8	4364	12364.7	2%
WILKINSON	16	185.4	666	7717.3	2%
WALTHALL	25	175.0	1332	9323.8	2%
SMITH	26	163.4	1617	10159.6	2%

\*based on available data as of 3pm CT  
 Cases based on test date. Cases without test date excluded due to ongoing investigations.  
 Table will be updated weekly. A one week lag is used for reporting.

## COVID-19 High Case MS Counties Over 2 Week Period (April 13-26, 2021\*)

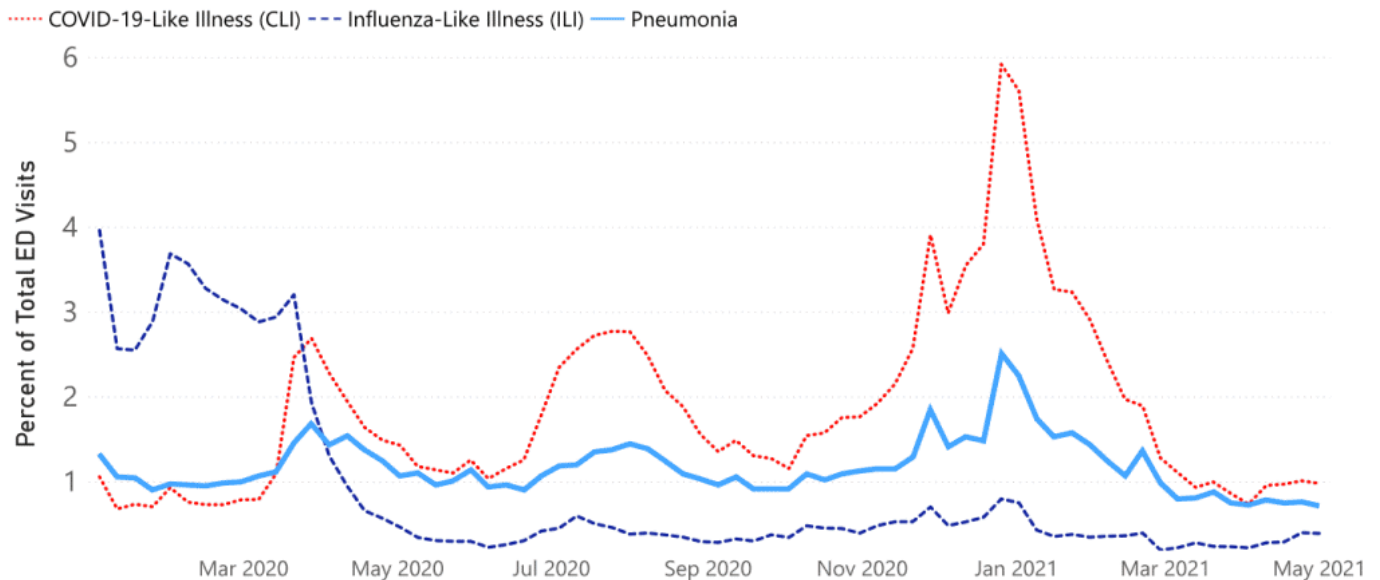
County	Cases (April 13-26)	Cases per 100,000 (April 13-26)	Cases to Date (through April 26)	Cases per 100,000 Total	Percent Change
DESOTO	368	199.0	21304	11519.1	2%
HINDS	233	100.5	20194	8710.3	1%
JACKSON	200	139.3	13345	9292.1	2%
HARRISON	152	73.0	17719	8515.5	1%
RANKIN	115	74.1	13499	8693.8	1%
ALCORN	94	254.4	3090	8362.0	3%
FORREST	80	106.8	7621	10175.3	1%
LAFAYETTE	78	144.4	6139	11364.5	1%
MADISON	75	70.6	10026	9434.3	1%
MARSHALL	67	189.8	4364	12364.7	2%
PANOLA	67	196.0	4526	13237.0	2%
ADAMS	65	211.8	2588	8431.9	3%

\*based on available data as of 3pm CT  
 Cases based on test date. Cases without test date excluded due to ongoing investigations.  
 Table will be updated weekly. A one week lag is used for reporting.

## Syndromic Surveillance

Emergency department visits by those with symptoms characteristic of COVID-19, influenza and pneumonia, updated weekly.

### Percentage of Emergency Department and Clinic visits for CLI, ILI, and Pneumonia Cases Weekly Statewide Summary, January 4, 2020 - May 1, 2021



\*The graph represents syndromic surveillance data from emergency department visits, reported electronically by hospitals throughout the state, that are consistent with COVID-19-Like Illness (CLI), Influenza-Like Illness (ILI), and Pneumonia. Based on available data as of 6pm CT. Graph will be updated weekly.

## Estimated Recoveries

Presumed COVID-19 cases recovered, estimated weekly (does not include cases still under investigation).

## COVID-19 Presumed Recovered Cases through May 3, 2021, Mississippi

301,872  
Presumed Recovered\*

\*Reflects Provisional Estimates. Presumed Recovered if:

- 1) It has been 14 days or more since the case tested positive, if they were not hospitalized
- 2) It has been 21 days or more since the case tested positive, if they were hospitalized or hospitalization was unknown.

All deaths excluded. Presumed recovered counts will be updated weekly.

## U.S. and World Cases

- ▶ [COVID-19 cases in the United States \(CDC\)](#)
- ▶ [U.S. COVID-19 Tracker \(CDC\)](#)
- ▶ [COVID-19 Global Case Map \(Johns Hopkins University\)](#)

## COVID-19 Testing

### Statewide Combined Testing as of May 2

COVID-19 testing providers around the state include commercial laboratories, hospital labs and the MSDH Public Health Laboratory results from all these sources are combined in the table below. (Updated weekly)

**PCR** testing detects current, active COVID-19 infection in an individual.

**Antibody** (serology) testing identifies individuals with past COVID-19 infection based on antibodies they develop one to three weeks after infection.

**Antigen** testing is another way to identify current COVID-19 infection.

PCR tests	1,778,748
Serology (antibody) tests	92,176
Antigen tests	852,746
<b>Total tests</b>	<b>2,723,670</b>

---

## Prevention and Guidance for Individuals and the Community

- ▶ [Preventive steps to take, recommendations, guidance and general information on COVID-19](#)

Last reviewed on Mar 5,

2020

[error on this](#)

[email page](#)

[print](#)

### *Related resources*

- ▶ [Free COVID-19 Testing and Local Testing Providers](#)
- ▶ [COVID-19 Guidance and Prevention for Individuals and the Community](#)  
Updated May 3, 2021

### *More topics*

- ▶ [\[ Espanol, Tieng Viet, ASL \]](#)
- ▶ [County Data](#)
- ▶ [Handouts and Posters](#)
- ▶ [Healthcare Professionals](#)
- ▶ [Interactive Maps and Charts](#)
- ▶ [Prevention and Safety Guidance](#)
- ▶ [School Cases and Outbreaks](#)
- ▶ [Statewide COVID-19 Data](#)
- ▶ [Testing for COVID-19](#)
- ▶ [Vaccination Against COVID-19](#)

Get COVID-19 e-mail updates daily with our free newsletter:



## COVID-19 Vaccinations

Latest information

Questions and answers

Mississippi Vaccination Report

Now vaccinating all Mississippians aged 16 and older.

[FULL INFORMATION](#)

### AGENCY

[About Us](#)

[Administration](#)

[Board of Health](#)

[County Offices](#)

[Institutional Review](#)

[Jobs](#)

[Locations](#)

[Public Health Laboratory](#)

[RFPs/Grants](#)

[More »](#)

---

[Intranet](#)

[OHIT+ER Service Center](#)

[Webmail](#)

## **INFORMATION**

---

[Apps](#)

[Calendar of Events](#)

[Contact Us](#)

[Meetings](#)

[Health Resources](#)

[Hotlines](#)

[Locations](#)

[News](#)

[Newsletter](#)

[Phone Numbers](#)

[Español](#)

## **I NEED A ...**

---

[Birth Certificate](#)

[Certificate of Need](#)

[Children's Health Insurance](#)

[Complaint Form](#)

[Criminal History Check](#)

[Death Certificate](#)

[Divorce Record](#)

[Food Permit](#)

[Immunization Record](#)

[J-1 Visa](#)

[License Verification](#)

[Marriage Record](#)

[Professional License](#)

[Public Records Request](#)

[Wastewater Application](#)

## **PUBLICATIONS**

---

[Annual Report](#)

[CON Weekly Reports](#)

[Health Facilities Directory](#)

[Mississippi Morbidity Reports](#)

[Public Health Report](#)

[State Health Plan](#)

Strategic Plan

[More »](#)

Mississippi State Department of Health • 570 East Woodrow Wilson Dr • Jackson, MS 39216 • 866-HLTHY4U • [Contact and information](#)

