

Menu



## Coronavirus Disease 2019 (COVID-19)

Updated May 7, 2021

### Healthcare Professionals

Guidance and more →

- ▶ [Healthcare guidance](#)
- ▶ [Electronic reporting](#)
- ▶ [Vaccine providers](#)
- ▶ [Specimens](#)
- ▶ [Lab dropoff](#)
- ▶ [Facilities guidance](#)
- ▶ [MS-HAN Alerts](#)

#### [ALL HEALTHCARE](#)

### Current Cases and Statistics

County and state data →

- ▶ [Latest update](#)
- ▶ [State data and reports](#)
- ▶ [County data](#)
- ▶ [Charts and maps](#)
- ▶ [Hospitalizations](#)
- ▶ [Lab testing](#)
- ▶ [Recoveries](#)

#### [ALL STATISTICS](#)

### Vaccination, Safety and Testing

Stopping the spread →

- ▶ [Vaccinations](#)
- ▶ [Getting tested](#)
- ▶ [Personal protection](#)
- ▶ [Gatherings and events](#)

- ▶ [Business and community](#)
- ▶ [School guidelines](#)
- ▶ [Long-term care facilities](#)

## ALL GUIDANCE

**New video:** In this new edition of *COVID and You*, state health officials discuss vaccination myths and facts, and COVID-19 vaccination efforts in rural areas of Mississippi. [View »](#)

Small gatherings and activities without a mask are safe for those who are fully vaccinated. [Learn more »](#)

## General Information

- ▶ Mississippi COVID-19 Hotline (7 days a week, 7 a.m.-7 p.m.): **877-978-6453**
- ▶ [COVID-19 overview, questions and answers, and resources in other languages](#)

## COVID-19 in Mississippi

### New Cases and Deaths as of May 6

#### NEW CASES

**240**

New COVID-19 positive test results reported to MSDH as of 3 p.m. yesterday.

#### TOTAL MISSISSIPPI CASES

**313,166**

- ▶ [Totals by county](#)

#### NEW DEATHS

**2**

New COVID-19 related deaths reported to MSDH as of 3 p.m. yesterday.

One death occurred on May 5 in the county below:

▶ [County list](#)

One death occurred on February 8, identified from death certificate reports.

▶ [County list](#)

---

#### TOTAL MISSISSIPPI DEATHS

---

**7,228**

▶ [Totals by county](#)

---

#### LTC OUTBREAKS

---

**24**

Current outbreaks in long-term care (LTC) facilities only. (See [LTC facility outbreak definition](#).)

▶ [Cases by county](#)

**About our case counts:** We currently update our case totals each weekday based on test results from the previous day (or weekend). Outside laboratories also report positive test results to us, which are included in our totals. Multiple positive tests for the same individual are counted only once. County case numbers and deaths may change as investigation finds new or additional information.

## Statewide COVID-19 Data and Reports

- ▶ [K-12 School Reports](#)  
Weekly COVID-19 cases, outbreaks and exposure reported by Mississippi schools
- ▶ [Long-Term Care Facility and Residential Care Facility COVID-19 Reports](#)  
Data reported directly to MSDH by the facility; cases and deaths in these reports may not yet be included in our totals of lab-reported cases.
- ▶ [Ongoing Outbreaks in Nursing Homes](#)  
A wide variety of data from the Centers for Medicare and Medicaid (CMS)
- ▶ [Deaths from COVID-19 and Other Causes](#) PDF  
Provisional counts by week of deaths from COVID-19, pneumonia/influenza, and heart disease
- ▶ [Laboratory Testing](#)  
Number and type of COVID-19 tests performed
- ▶ [Mississippi COVID-19 Vaccination Report](#) PDF  
Vaccinations distributed and administered as reported to MSDH by vaccination providers
- ▶ [Statewide data charts](#)

## County COVID-19 Data

### Variant Strains

- ▶ [COVID-19 cases by variant type](#) PDF  
cases by county, updated weekly

## Race and Ethnicity

- ▶ [Total COVID-19 cases and deaths by county, race and ethnicity](#) PDF  
Current and past data tables, updated weekdays

## Data Snapshots for Individual Counties

- ▶ [Weekly COVID-19 snapshots for each Mississippi county](#)

## High Cases and Incidence

- ▶ [Map of Mississippi counties by 7-day incidence](#)
- ▶ [Table of counties ranked by weekly cases and incidence](#)

## Cumulative Cases and Deaths by County

Totals of all reported COVID-19 cases, including those in long-term care (LTC) facilities.

**Long-term care case updates** have been delayed pending data review.

*The numbers in this table are provisional. County case numbers and deaths may change as investigation finds new or additional information.*

County	Total Cases	Total Deaths
<a href="#">Adams</a>	2695	82
<a href="#">Alcorn</a>	3119	68
<a href="#">Amite</a>	1228	42
<a href="#">Attala</a>	2141	73
<a href="#">Benton</a>	991	25
<a href="#">Bolivar</a>	4797	132
<a href="#">Calhoun</a>	1701	32
<a href="#">Carroll</a>	1217	28
<a href="#">Chickasaw</a>	2071	57
<a href="#">Choctaw</a>	761	18
<a href="#">Claiborne</a>	1022	30
<a href="#">Clarke</a>	1778	79
<a href="#">Clay</a>	1847	54
<a href="#">Coahoma</a>	2943	79
<a href="#">Copiah</a>	2964	65
<a href="#">Covington</a>	2563	81
<a href="#">De Soto</a>	21496	257
<a href="#">Forrest</a>	7649	152
<a href="#">Franklin</a>	836	23
<b>Total</b>	<b>313,166</b>	<b>7,228</b>

County	Total Cases	Total Deaths
George	2468	48
Greene	1303	33
Grenada	2603	86
Hancock	3777	86
Harrison	17814	309
Hinds	20294	414
Holmes	1886	73
Humphreys	961	33
Issaquena	168	6
Itawamba	2994	77
Jackson	13411	246
Jasper	2208	48
Jefferson	654	28
Jefferson Davis	1069	32
Jones	8364	163
Kemper	954	28
Lafayette	6171	118
Lamar	6216	86
Lauderdale	7181	240
Lawrence	1283	23
Leake	2662	73
Lee	9962	173
Leflore	3487	125
Lincoln	3950	110
Lowndes	6370	145
Madison	10066	217
Marion	2688	80
Marshall	4397	103
Monroe	4100	133
Montgomery	1267	42
Neshoba	4026	176
Newton	2460	61
<b>Total</b>	<b>313,166</b>	<b>7,228</b>

County	Total Cases	Total Deaths
Noxubee	1267	34
Oktibbeha	4614	98
Panola	4561	105
Pearl River	4499	145
Perry	1259	38
Pike	3301	105
Pontotoc	4195	72
Prentiss	2795	60
Quitman	802	16
Rankin	13573	278
Scott	3153	73
Sharkey	503	17
Simpson	2947	88
Smith	1622	34
Stone	1820	33
Sunflower	3357	90
Tallahatchie	1781	40
Tate	3324	84
Tippah	2877	68
Tishomingo	2259	67
Tunica	1048	26
Union	4090	76
Walthall	1338	45
Warren	4380	121
Washington	5323	133
Wayne	2623	41
Webster	1145	32
Wilkinson	669	30
Winston	2268	81
Yalobusha	1633	37
Yazoo	3107	69
<b>Total</b>	<b>313,166</b>	<b>7,228</b>

## Case Classifications

Mississippi investigates and reports both probable and confirmed cases and deaths according to the [CSTE case definition](#).

	Confirmed	Probable	Total
Cases	191,579	121,587	<b>313,166</b>
Deaths	4,980	2,248	<b>7,228</b>

Confirmed cases and deaths are generally determined by positive PCR tests, which detect the presence of ongoing coronavirus infection.

Probable cases are those who test positive by other testing methods such as antibody or antigen, and have recent symptoms consistent with COVID-19, indicating a recent infection.

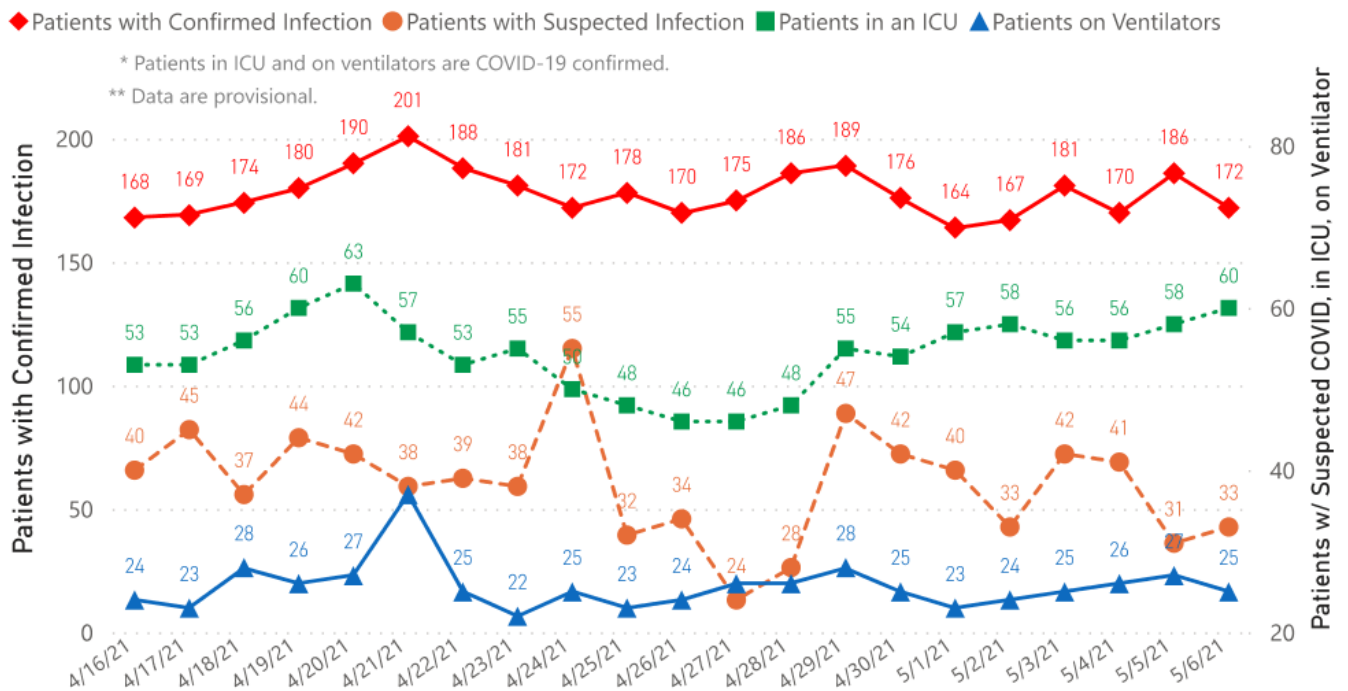
Probable deaths are those individuals with a designation of COVID-19 as a cause of death on the death certificate, but where no confirmatory testing was performed.

## Mississippi COVID-19 Data Charts and Maps

### Hospitalizations and Bed Availability

► [View interactive hospitalization charts](#)

#### COVID-19 Hospitalizations Reported by MS Hospitals, 4/16/21 - 5/6/21 \*,\*\*



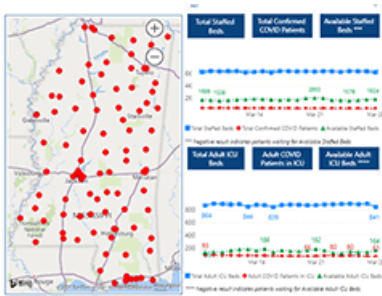
### Hospitalization Trend to Date

Updated weekly



## Hospital Bed Availability

Updated weekdays (interactive)



## Case and Incidence Maps

[View all interactive maps](#)

## Recent COVID-19 Activity

Updated weekly

The chart below shows counties according to COVID-19 incidence (cases by population) over the last 7 days. Also see [weekly county incidence tables](#)



Mississippi COVID-19 Cases Incidence Rate \*  
as of May 5, 2021

## Mississippi

7 Day Average  
New Cases

**181.7**

7 Day Average  
Incidence Rate \*

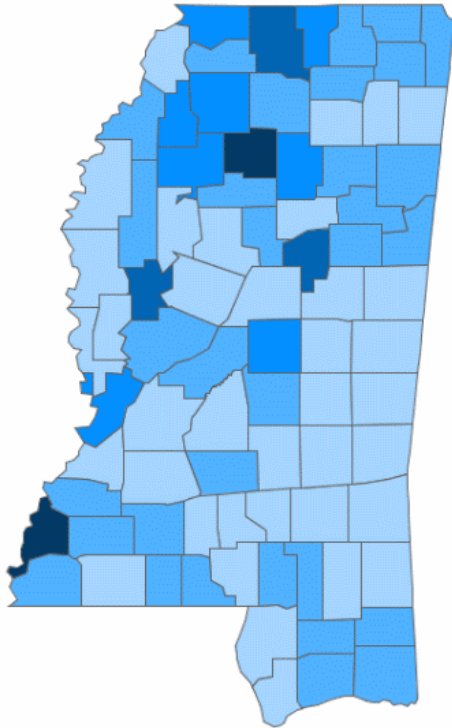
**6.1**

Cumulative Cases

**312,926**

2019 Estimated Population

**2,976,149**



● <5.0 ● 5.0 to 10.0 ● 10.0 to 15.0 ● 15.0 to 20.0 ● >20.0

\* Based on average daily new cases of past 7 days per 100,000 population.

County	Incidence Rate	New Cases (7-Day Avg)	2019 Est. Population
Adams	57.7	17.7	30,693
Yalobusha	20.1	2.4	12,108
Humphreys	17.7	1.4	8,064
Marshall	16.2	5.7	35,294
Choctaw	15.7	1.3	8,210
DeSoto	14.3	26.4	184,945
Calhoun	12.9	1.9	14,361
Panola	12.1	4.1	34,192
Tallahatchie	11.4	1.6	13,809
Leake	11.3	2.6	22,786

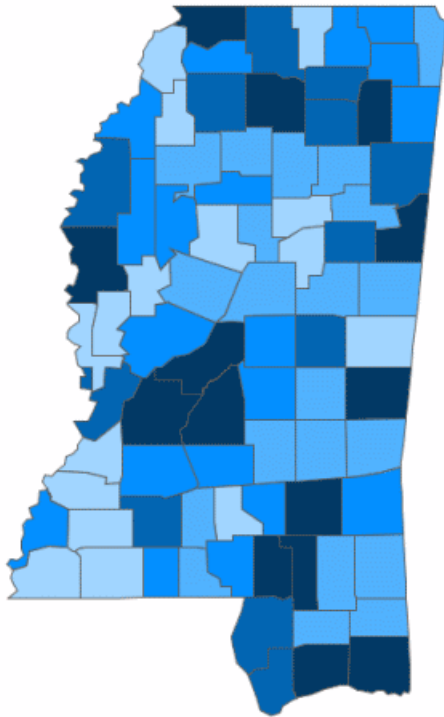
### Cumulative COVID-19 Cases

Total cases and deaths by county since the start of the pandemic. Also see [weekly estimate of recoveries](#)

Mississippi COVID-19  
Cases and Deaths by Race with Ethnicity  
as of 3 pm CT, May 6, 2021

# Mississippi

Total Cases  
**313,166**



● 1 to 1250 ● 1251 to 2500 ● 2501 to 3750 ● 3751 to 5000 ● >5000

	American Indian or Alaska Native	Asian	Black	White	Other	Unknown
Non Hispanic	1,240	1,200	85,017	121,516	3,128	2,618
Hispanic	63	39	443	2,027	3,662	742
Unknown Ethnicity	1,016	345	17,839	27,309	7,431	37,531

Total Deaths  
**7,228**

	American Indian or Alaska Native	Asian	Black	White	Other	Unknown
Non Hispanic	91	12	2,479	3,328	42	19
Hispanic	1	1	8	32	22	2
Unknown Ethnicity	25	7	366	564	67	162

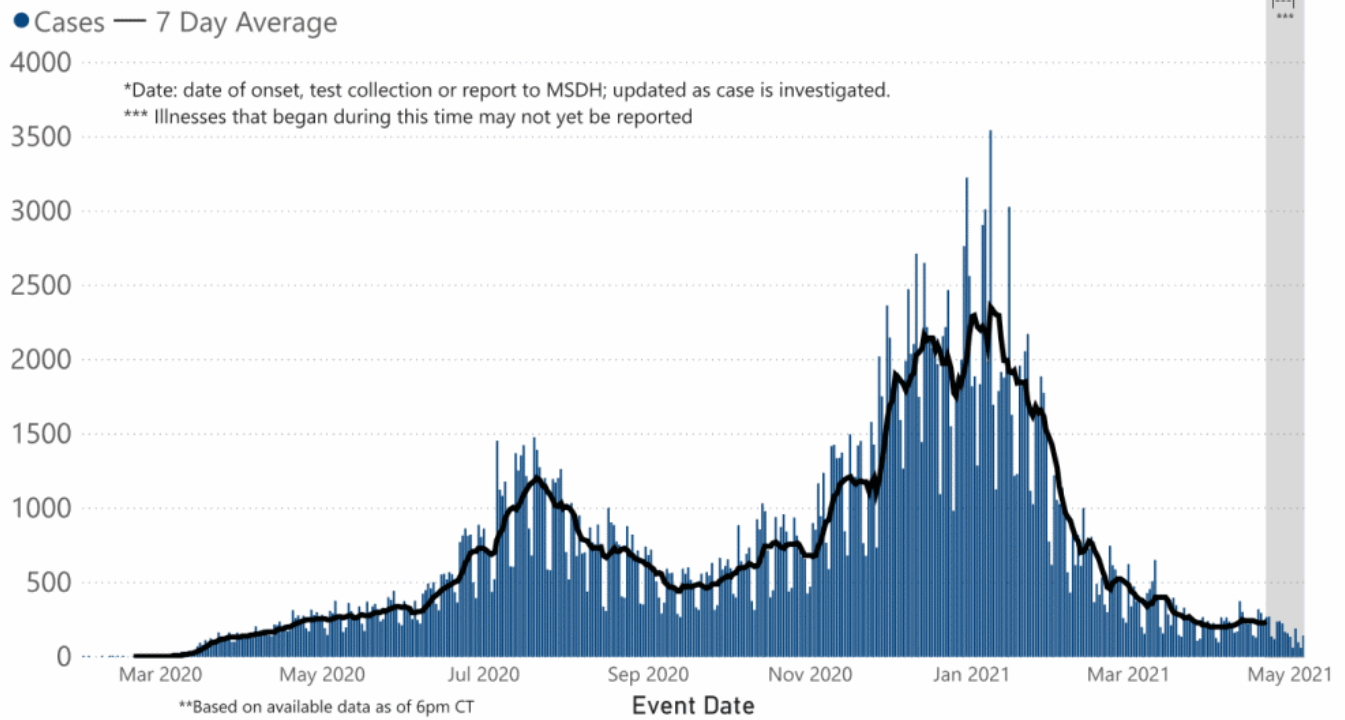
## Daily Statewide Data Charts

Our state case map and other data charts are also available in interactive form.

▶ [View interactive epidemiological and surveillance charts](#)

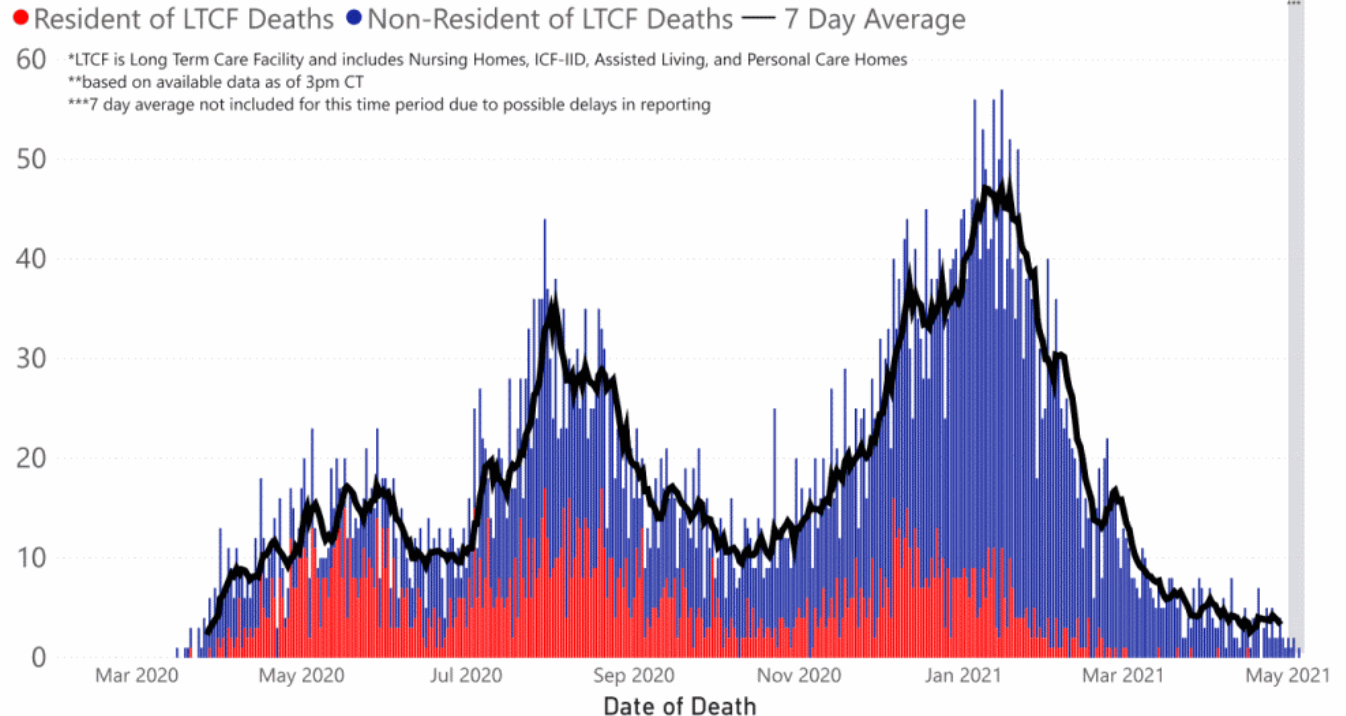
The charts below are based on available data at the time of publication. Charts do **not** include cases where insufficient details of the case are known.

## COVID-19 Cases by Date\* through May 6, 2021\*\*, Mississippi



**Note:** Values up to two weeks in the past on the chart of Cases by Date above can change as we update it with new information from disease investigation.

## COVID-19 LTCF\* and Non-LTCF Deaths by Date of Death through May 6, 2021\*\*, Mississippi



## Weekly Statewide Data Charts

Includes:

- Cases, deaths and hospitalizations, analyzed by age, race/ethnicity, gender and other factors

- MIS-C cases and deaths
- Counties with high COVID-19 cases and incidence
- Syndromic surveillance

▶ [All weekly charts](#)

## Estimated Recoveries

Presumed COVID-19 cases recovered, estimated weekly (does not include cases still under investigation).

### COVID-19 Presumed Recovered Cases through May 3, 2021, Mississippi

**301,872**  
Presumed Recovered\*

\*Reflects Provisional Estimates. Presumed Recovered if:

- 1) It has been 14 days or more since the case tested positive, if they were not hospitalized
- 2) It has been 21 days or more since the case tested positive, if they were hospitalized or hospitalization was unknown.

All deaths excluded. Presumed recovered counts will be updated weekly.

---

## U.S. and World Cases

- ▶ [COVID-19 cases in the United States \(CDC\)](#)
- ▶ [U.S. COVID-19 Tracker \(CDC\)](#)
- ▶ [COVID-19 Global Case Map \(Johns Hopkins University\)](#)

---

## COVID-19 Testing

### Statewide Combined Testing as of May 2

COVID-19 testing providers around the state include commercial laboratories, hospital labs and the MSDH Public Health Laboratory results from all these sources are combined in the table below. (Updated weekly)

**PCR** testing detects current, active COVID-19 infection in an individual.

**Antibody** (serology) testing identifies individuals with past COVID-19 infection based on antibodies they develop one to

three weeks after infection.

**Antigen** testing is another way to identify current COVID-19 infection.

PCR tests	1,778,748
Serology (antibody) tests	92,176
Antigen tests	852,746
<b>Total tests</b>	<b>2,723,670</b>

▶ [Getting tested for COVID-19](#)

---

## Prevention and Guidance for Individuals and the Community

▶ [Preventive steps to take, recommendations, guidance and general information on COVID-19](#)

Last reviewed on Mar 5,

2020

[error on this](#)

[email page](#)

[print](#)

### *Related resources*

▶ [Free COVID-19 Testing and Local Testing Providers](#)

▶ [COVID-19 Guidance and Prevention for Individuals and the Community](#)

Updated May 3, 2021

### *More topics*

- ▶ [\[ Espanol, Tieng Viet, ASL \]](#)
- ▶ [County Data](#)
- ▶ [Handouts and Posters](#)
- ▶ [Healthcare Professionals](#)
- ▶ [Interactive Maps and Charts](#)
- ▶ [Prevention and Safety Guidance](#)
- ▶ [School Cases and Outbreaks](#)
- ▶ [Statewide COVID-19 Data](#)
- ▶ [Testing for COVID-19](#)
- ▶ [Vaccination Against COVID-19](#)

Get COVID-19 e-mail updates daily with our free newsletter:



# COVID-19 Vaccinations

Latest information

Questions and answers

Mississippi Vaccination Report

Now vaccinating all Mississippians aged 16 and older.

[FULL INFORMATION](#)

## **AGENCY**

---

[About Us](#)

[Administration](#)

[Board of Health](#)

[County Offices](#)

[Institutional Review](#)

[Jobs](#)

[Locations](#)

[Public Health Laboratory](#)

[RFPs/Grants](#)

[More »](#)

---

[Intranet](#)

[OHIT+ER Service Center](#)

[Webmail](#)

## **INFORMATION**

---

[Apps](#)

[Calendar of Events](#)

[Contact Us](#)

[Meetings](#)

[Health Resources](#)

[Hotlines](#)

[Locations](#)

[News](#)

[Newsletter](#)

[Phone Numbers](#)

[Español](#)

## **I NEED A ...**

---

[Birth Certificate](#)

[Certificate of Need](#)

[Children's Health Insurance](#)

[Complaint Form](#)

[Criminal History Check](#)

[Death Certificate](#)

[Divorce Record](#)

[Food Permit](#)

[Immunization Record](#)

[J-1 Visa](#)

[License Verification](#)

[Marriage Record](#)

[Professional License](#)

[Public Records Request](#)  
[Wastewater Application](#)

#### **PUBLICATIONS**

---

[Annual Report](#)  
[CON Weekly Reports](#)  
[Health Facilities Directory](#)  
[Mississippi Morbidity Reports](#)  
[Public Health Report](#)  
[State Health Plan](#)  
[Strategic Plan](#)  
[More »](#)

Mississippi State Department of Health • 570 East Woodrow Wilson Dr • Jackson, MS 39216 • 866-HLTHY4U • [Contact and information](#)

