

Menu



Coronavirus Disease 2019 (COVID-19)

Updated May 11, 2021

Healthcare Professionals

Guidance and more →

- ▶ [Healthcare guidance](#)
- ▶ [Electronic reporting](#)
- ▶ [Vaccine providers](#)
- ▶ [Specimens](#)
- ▶ [Lab dropoff](#)
- ▶ [Facilities guidance](#)
- ▶ [MS-HAN Alerts](#)

[ALL HEALTHCARE](#)

Current Cases and Statistics

County and state data →

- ▶ [Latest update](#)
- ▶ [State data and reports](#)
- ▶ [County data](#)
- ▶ [Charts and maps](#)
- ▶ [Hospitalizations](#)
- ▶ [Lab testing](#)
- ▶ [Recoveries](#)

[ALL STATISTICS](#)

Vaccination, Safety and Testing

Stopping the spread →

- ▶ [Vaccinations](#)
- ▶ [Getting tested](#)
- ▶ [Personal protection](#)
- ▶ [Gatherings and events](#)

- ▶ [Business and community](#)
- ▶ [School guidelines](#)
- ▶ [Long-term care facilities](#)

ALL GUIDANCE

School-based COVID-19 vaccinations: Information and enrollment for K-12 school districts. [Full details »](#)

Homebound? If you or someone you know is unable to travel to a COVID-19 vaccination provider, send e-mail to COVIDHomebound@msdh.ms.gov for assistance.

Mississippi COVID-19 Vaccine Confidence Survey: [Full report »](#)

General Information

- ▶ Mississippi COVID-19 Hotline (7 days a week, 7 a.m.–7 p.m.): **877-978-6453**
- ▶ [COVID-19 overview, questions and answers, and resources in other languages](#)

COVID-19 in Mississippi

New Cases and Deaths as of May 10

NEW CASES

267

New COVID-19 positive test results reported to MSDH as of 3 p.m. yesterday.

TOTAL MISSISSIPPI CASES

313,942

- ▶ [Totals by county](#)

NEW DEATHS

6

New COVID-19 related deaths reported to MSDH as of 3 p.m. yesterday.

Two deaths occurred between May 7 and May 8 in the counties below:

▶ [County list](#)

Four deaths occurred between January 24 and April 30, identified from death certificate reports.

▶ [County list](#)

TOTAL MISSISSIPPI DEATHS

7,240

▶ [Totals by county](#)

LTC OUTBREAKS

26

Current outbreaks in long-term care (LTC) facilities only. (See [LTC facility outbreak definition.](#))

About our case counts: We currently update our case totals each weekday based on test results from the previous day (or weekend). Outside laboratories also report positive test results to us, which are included in our totals. Multiple positive tests for the same individual are counted only once. County case numbers and deaths may change as investigation finds new or additional information.

Statewide COVID-19 Data and Reports

- ▶ [K-12 School Reports](#)
Weekly COVID-19 cases, outbreaks and exposure reported by Mississippi schools
- ▶ [Long-Term Care Facility and Residential Care Facility COVID-19 Reports](#)
Data reported directly to MSDH by the facility; cases and deaths in these reports may not yet be included in our totals of lab-reported cases.
- ▶ [Ongoing Outbreaks in Nursing Homes](#)
A wide variety of data from the Centers for Medicare and Medicaid (CMS)
- ▶ [Deaths from COVID-19 and Other Causes](#) PDF
Provisional counts by week of deaths from COVID-19, pneumonia/influenza, and heart disease
- ▶ [Laboratory Testing](#)
Number and type of COVID-19 tests performed
- ▶ [Mississippi COVID-19 Vaccination Report](#) PDF
Vaccinations distributed and administered as reported to MSDH by vaccination providers
- ▶ [Statewide data charts](#)

County COVID-19 Data

Variant Strains

- ▶ [COVID-19 cases by variant type](#) PDF

cases by county, updated weekly

Race and Ethnicity

- ▶ [Total COVID-19 cases and deaths by county, race and ethnicity](#) PDF
Current and past data tables, updated weekdays

Data Snapshots for Individual Counties

- ▶ [Weekly COVID-19 snapshots for each Mississippi county](#)

High Cases and Incidence

- ▶ [Map of Mississippi counties by 7-day incidence](#)
- ▶ [Table of counties ranked by weekly cases and incidence](#)

Cumulative Cases and Deaths by County

Totals of all reported COVID-19 cases, including those in long-term care (LTC) facilities.

Long-term care case and death totals by county are undergoing data review and are not currently available.

The numbers in this table are provisional. County case and deaths totals may change as investigation finds new or additional information.

County	Total Cases	Total Deaths
Adams	2787	82
Alcorn	3127	68
Amite	1230	42
Attala	2142	73
Benton	995	25
Bolivar	4801	132
Calhoun	1705	32
Carroll	1218	28
Chickasaw	2077	57
Choctaw	763	18
Claiborne	1024	30
Clarke	1779	80
Clay	1852	54
Coahoma	2951	79
Copiah	2968	65
Covington	2582	81
De Soto	21580	258
Total	313,942	7,240

County	Total Cases	Total Deaths
Forrest	7670	152
Franklin	836	23
George	2478	48
Greene	1305	33
Grenada	2613	86
Hancock	3784	86
Harrison	17879	309
Hinds	20330	415
Holmes	1888	73
Humphreys	965	33
Issaquena	168	6
Itawamba	2997	77
Jackson	13429	246
Jasper	2210	48
Jefferson	655	28
Jefferson Davis	1070	33
Jones	8370	163
Kemper	957	28
Lafayette	6184	118
Lamar	6224	86
Lauderdale	7188	241
Lawrence	1285	24
Leake	2674	73
Lee	9970	174
Leflore	3493	125
Lincoln	3962	110
Lowndes	6387	146
Madison	10088	217
Marion	2690	80
Marshall	4435	103
Monroe	4107	133
Montgomery	1267	42
Total	313,942	7,240

County	Total Cases	Total Deaths
Neshoba	4030	176
Newton	2462	61
Noxubee	1267	34
Oktibbeha	4621	98
Panola	4582	106
Pearl River	4506	146
Perry	1263	38
Pike	3316	105
Pontotoc	4201	72
Prentiss	2797	60
Quitman	807	16
Rankin	13594	278
Scott	3157	73
Sharkey	502	17
Simpson	2949	88
Smith	1623	34
Stone	1824	33
Sunflower	3359	90
Tallahatchie	1785	41
Tate	3333	84
Tippah	2881	68
Tishomingo	2266	67
Tunica	1052	26
Union	4100	76
Walthall	1339	45
Warren	4386	121
Washington	5332	133
Wayne	2626	41
Webster	1145	32
Wilkinson	672	30
Winston	2270	81
Yalobusha	1642	38
Yazoo	3114	69
Total	313,942	7,240

Case Classifications

Mississippi investigates and reports both probable and confirmed cases and deaths according to the [CSTE case definition](#).

	Confirmed	Probable	Total
Cases	192,120	121,822	313,942
Deaths	4,990	2,250	7,240

Confirmed cases and deaths are generally determined by positive PCR tests, which detect the presence of ongoing coronavirus infection.

Probable cases are those who test positive by other testing methods such as antibody or antigen, and have recent symptoms consistent with COVID-19, indicating a recent infection.

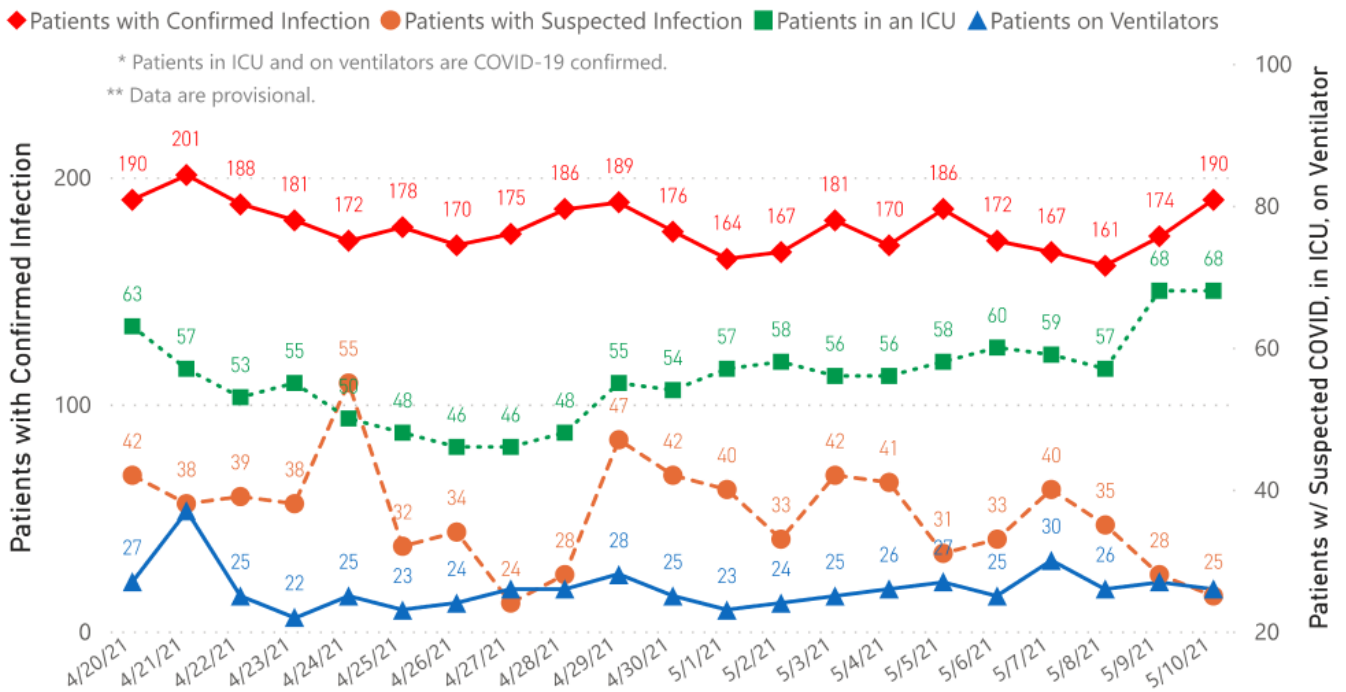
Probable deaths are those individuals with a designation of COVID-19 as a cause of death on the death certificate, but where no confirmatory testing was performed.

Mississippi COVID-19 Data Charts and Maps

Hospitalizations and Bed Availability

[View interactive hospitalization charts](#)

COVID-19 Hospitalizations Reported by MS Hospitals, 4/20/21 - 5/10/21 ^{*,**}



Hospitalization Trend to Date

Updated weekly



Hospital Bed Availability

Updated weekdays (interactive)



Case and Incidence Maps

[View all interactive maps](#)

Cumulative COVID-19 Cases

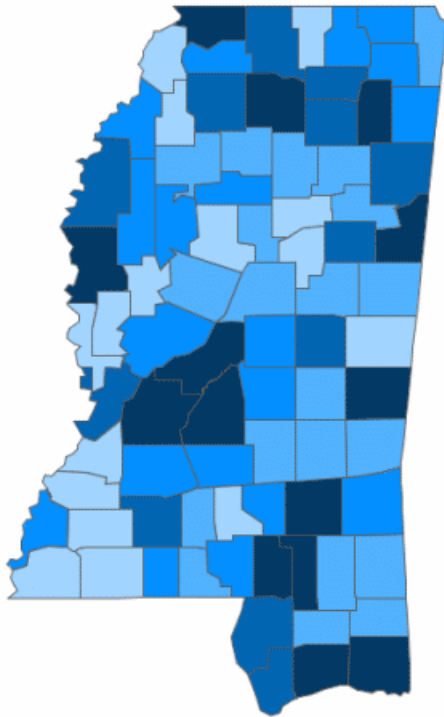
Total cases and deaths by county since the start of the pandemic. Also see [weekly estimate of recoveries](#)

Mississippi COVID-19
Cases and Deaths by Race with Ethnicity
as of 3 pm CT, May 10, 2021

Mississippi

Total Cases

313,942



● 1 to 1250 ● 1251 to 2500 ● 2501 to 3750 ● 3751 to 5000 ● >5000

	American Indian or Alaska Native	Asian	Black	White	Other	Unknown
Non Hispanic	1,240	1,201	85,270	121,840	3,137	2,620
Hispanic	63	39	444	2,031	3,665	747
Unknown Ethnicity	1,016	346	17,850	27,324	7,437	37,672

Total Deaths

7,240

	American Indian or Alaska Native	Asian	Black	White	Other	Unknown
Non Hispanic	91	12	2,485	3,334	42	19
Hispanic	1	1	8	32	22	2
Unknown Ethnicity	25	7	366	564	67	162

Recent COVID-19 Activity

Updated weekly

The chart below shows counties according to COVID-19 incidence (cases by population) over the last 7 days. Also see [weekly county incidence tables](#)

Mississippi COVID-19 Cases Incidence Rate *
as of May 5, 2021

Mississippi

7 Day Average
New Cases

181.7

7 Day Average
Incidence Rate *

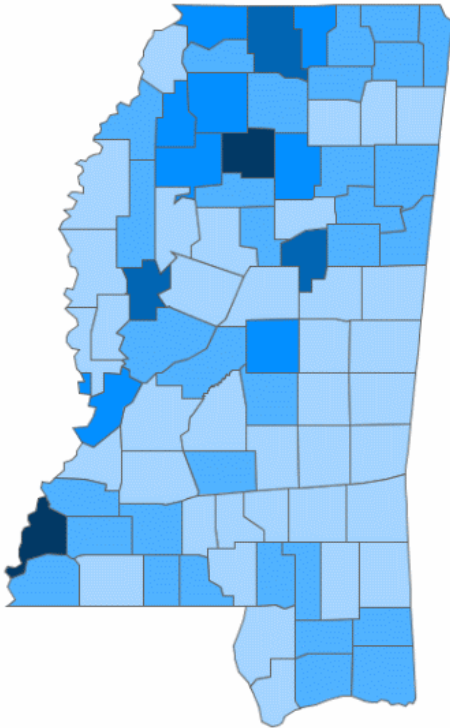
6.1

Cumulative Cases

312,926

2019 Estimated Population

2,976,149



● <5.0 ● 5.0 to 10.0 ● 10.0 to 15.0 ● 15.0 to 20.0 ● >20.0

* Based on average daily new cases of past 7 days per 100,000 population.

County	Incidence Rate	New Cases (7-Day Avg)	2019 Est. Population
Adams	57.7	17.7	30,693
Yalobusha	20.1	2.4	12,108
Humphreys	17.7	1.4	8,064
Marshall	16.2	5.7	35,294
Choctaw	15.7	1.3	8,210
DeSoto	14.3	26.4	184,945
Calhoun	12.9	1.9	14,361
Panola	12.1	4.1	34,192
Tallahatchie	11.4	1.6	13,809
Leake	11.3	2.6	22,786

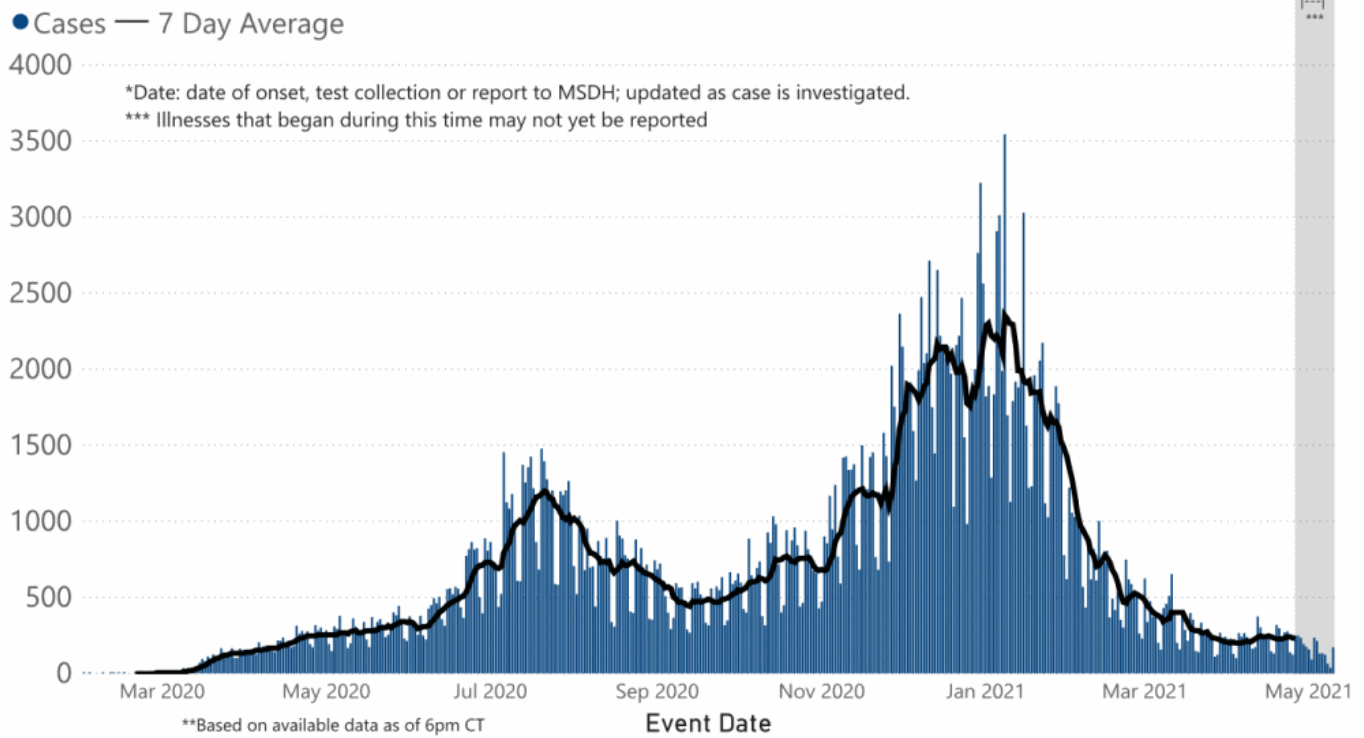
Daily Statewide Data Charts

Our state case map and other data charts are also available in interactive form.

▶ [View interactive epidemiological and surveillance charts](#)

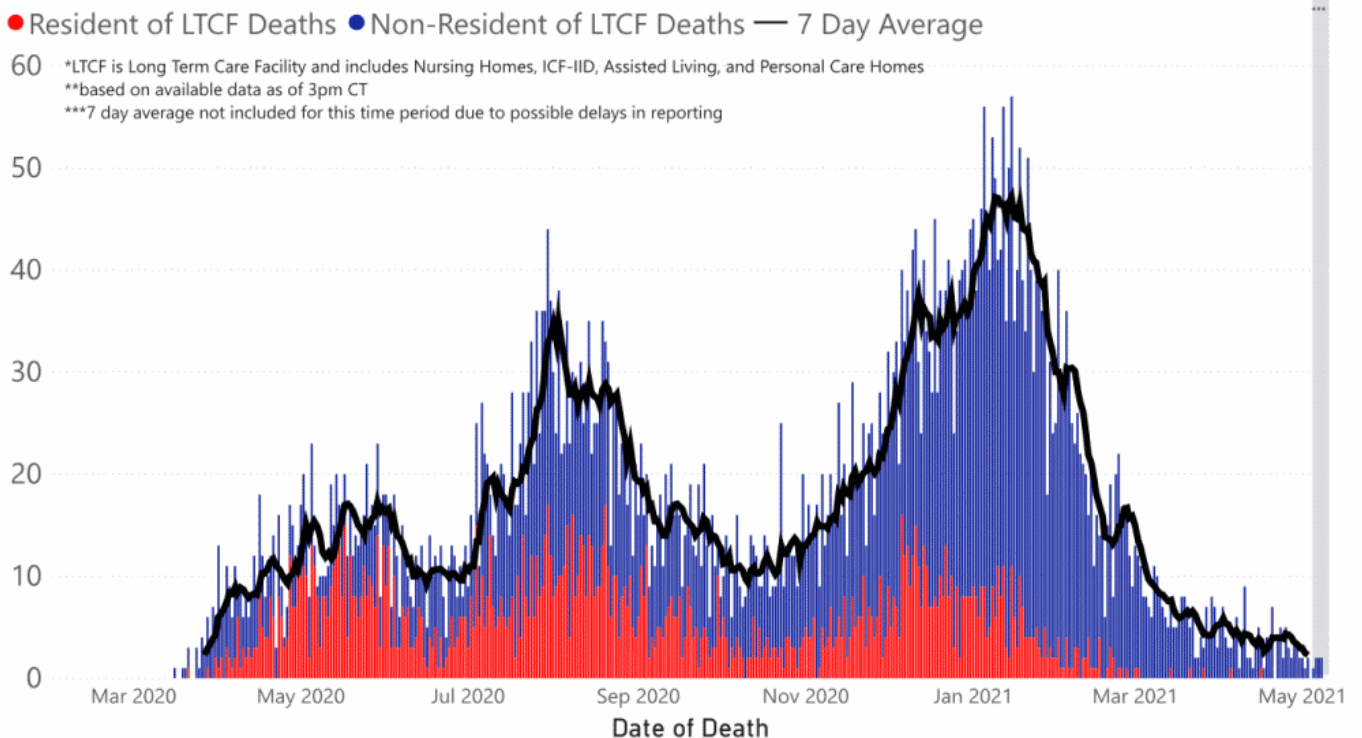
The charts below are based on available data at the time of publication. Charts do **not** include cases where insufficient details of the case are known.

COVID-19 Cases by Date* through May 10, 2021**, Mississippi



Note: Values up to two weeks in the past on the chart of Cases by Date above can change as we update it with new information from disease investigation.

COVID-19 LTCF* and Non-LTCF Deaths by Date of Death through May 10, 2021**, Mississippi



Weekly Statewide Data Charts

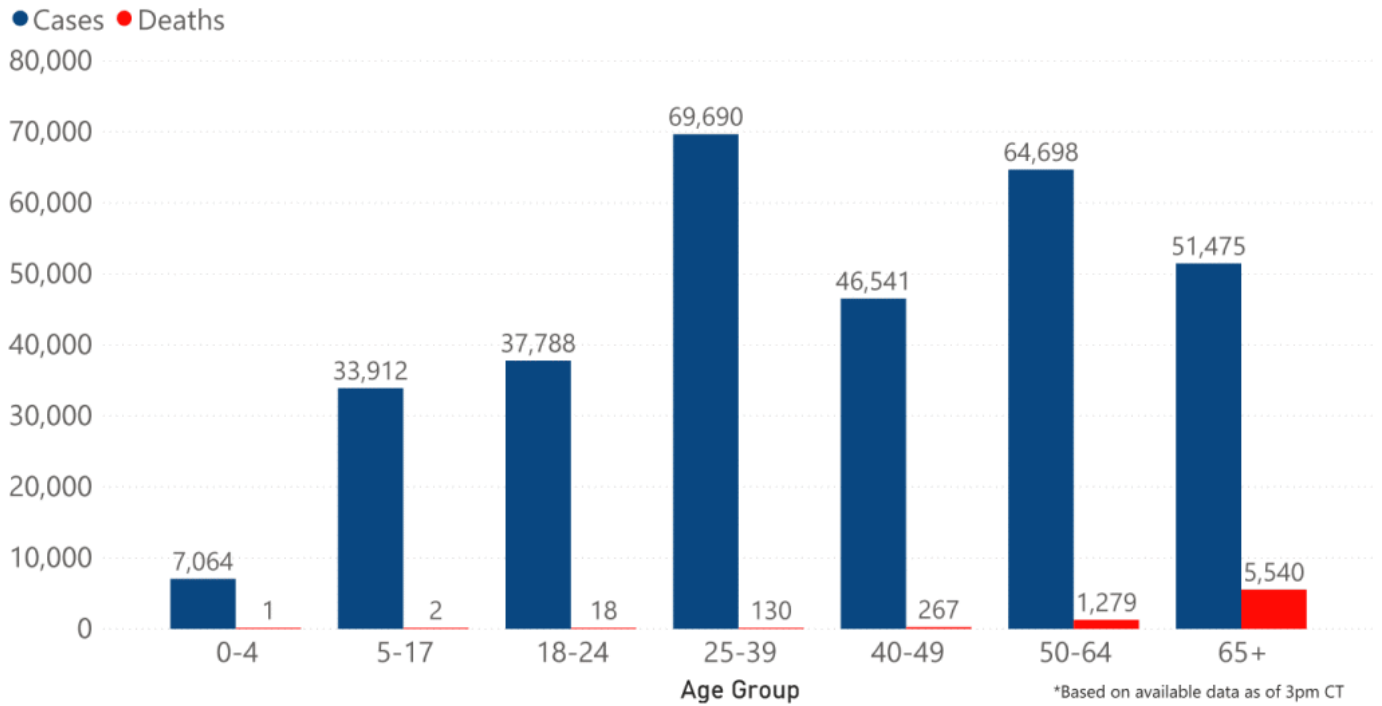
Includes:

- Cases, deaths and hospitalizations, analyzed by age, race/ethnicity, gender and other factors

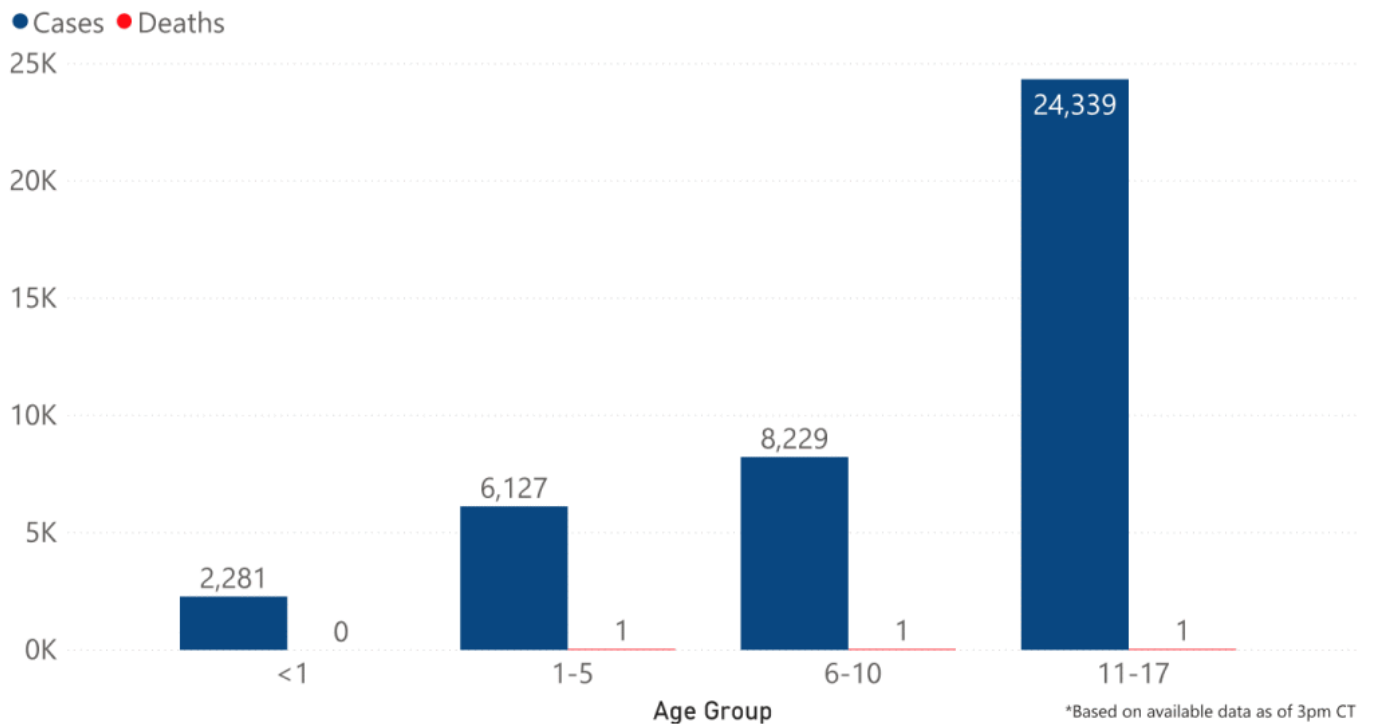
- MIS-C cases and deaths
- Counties with high COVID-19 cases and incidence
- Syndromic surveillance

▼ All weekly charts

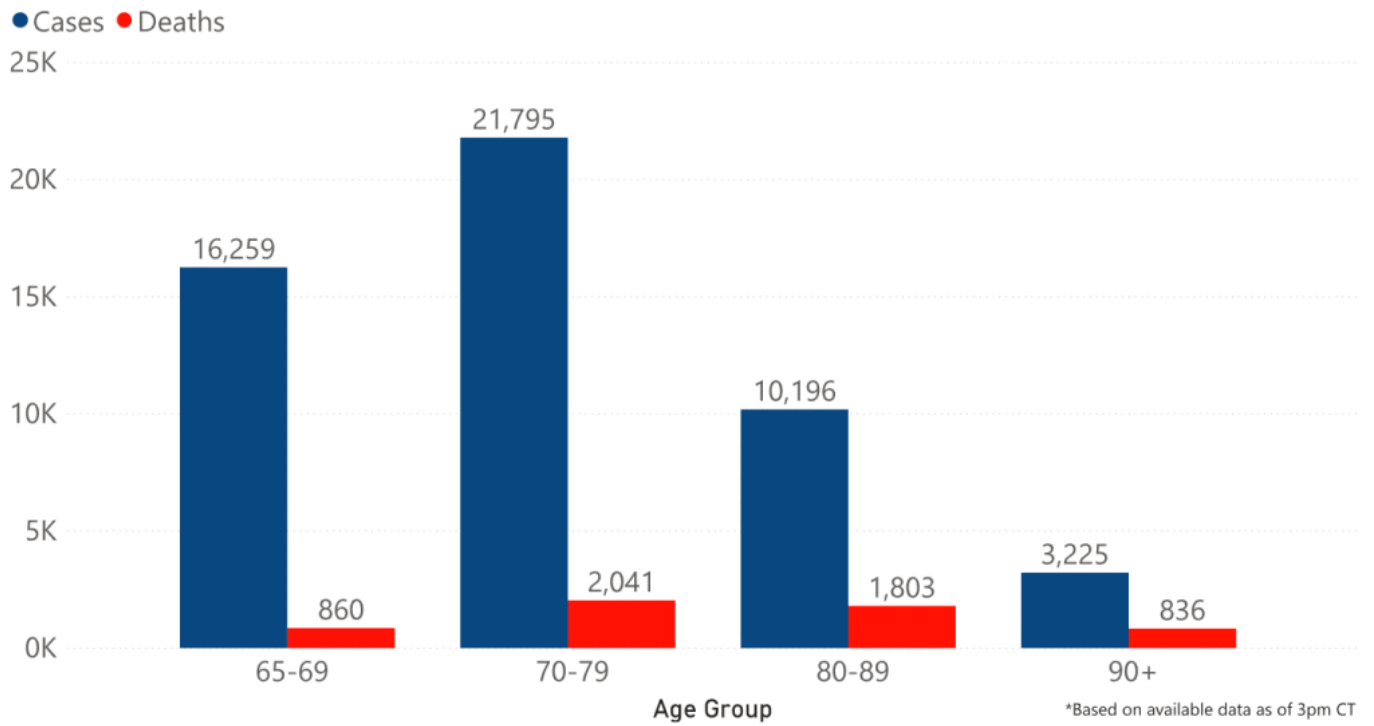
COVID-19 Cases and Deaths by Age Group through May 10, 2021*, Mississippi



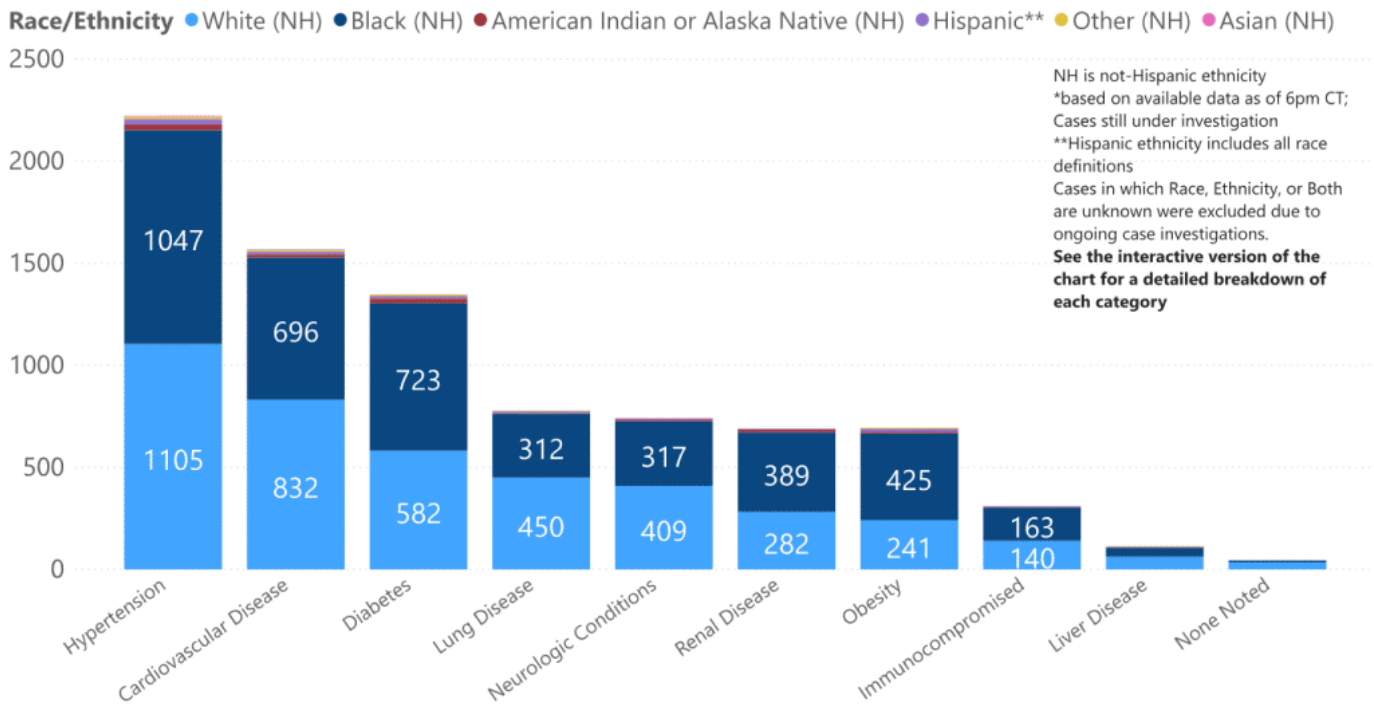
COVID-19 Pediatric Cases and Deaths by Age Group through May 10, 2021*, Mississippi



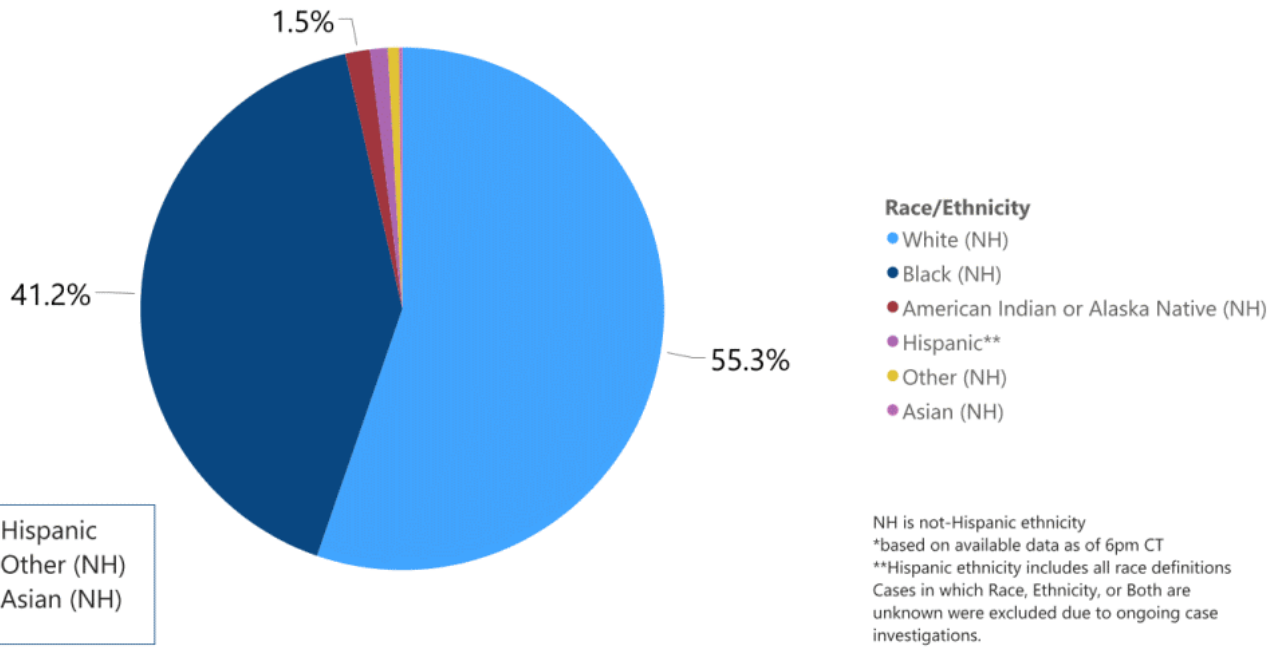
COVID-19 Geriatric Cases and Deaths by Age Group through May 10, 2021*, Mississippi



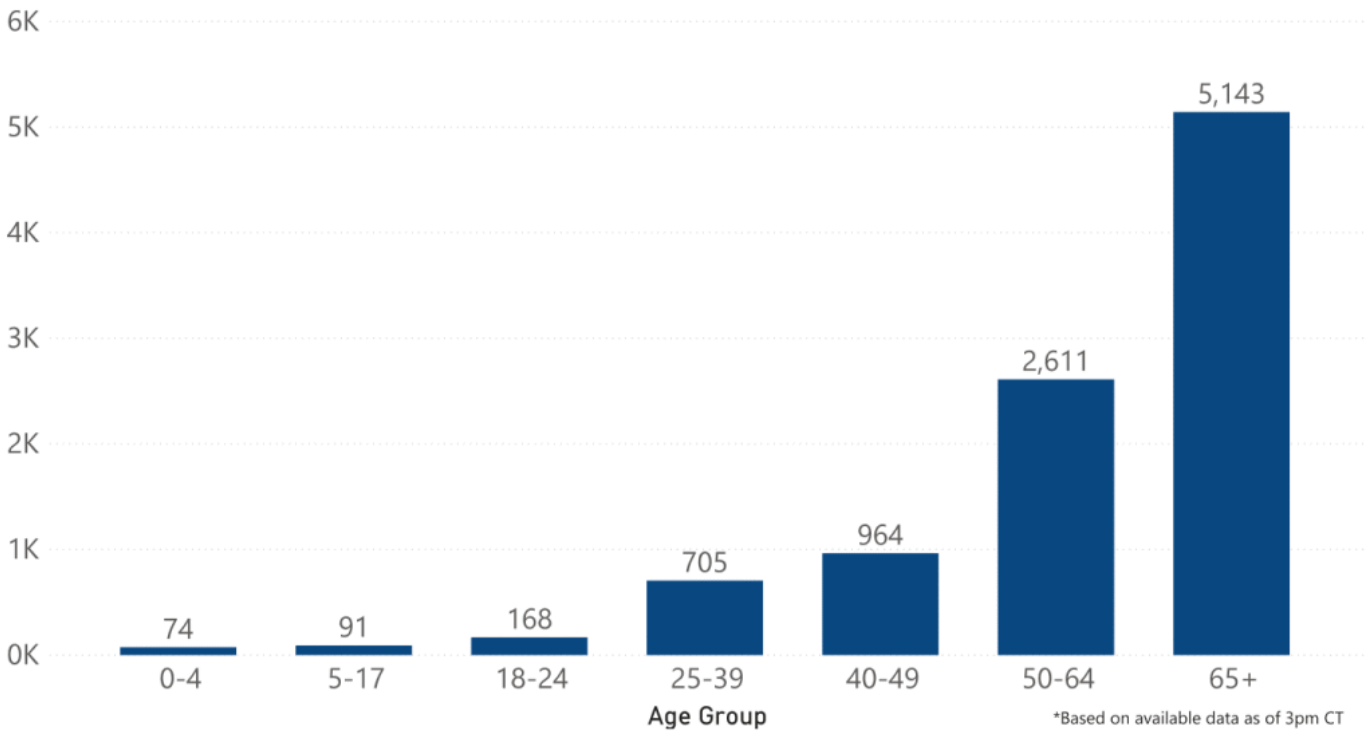
COVID-19 Underlying Conditions in Deaths by Race/Ethnicity through May 10, 2021*, Mississippi



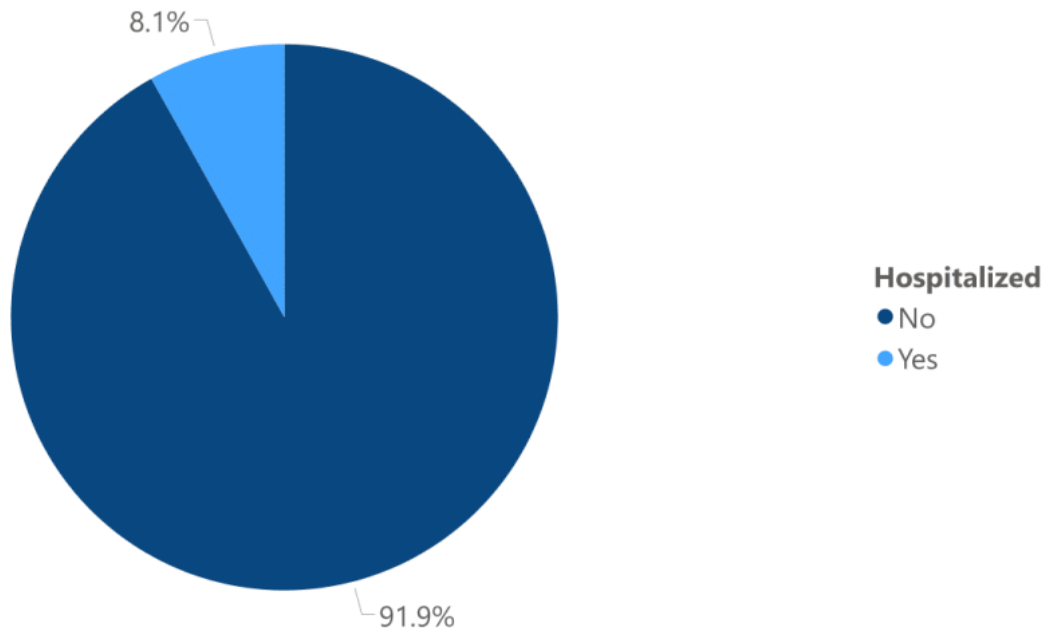
COVID-19 Deaths by Race/Ethnicity through May 10, 2021*, Mississippi



COVID-19 Hospitalized Cases by Age through May 10, 2021*, Mississippi



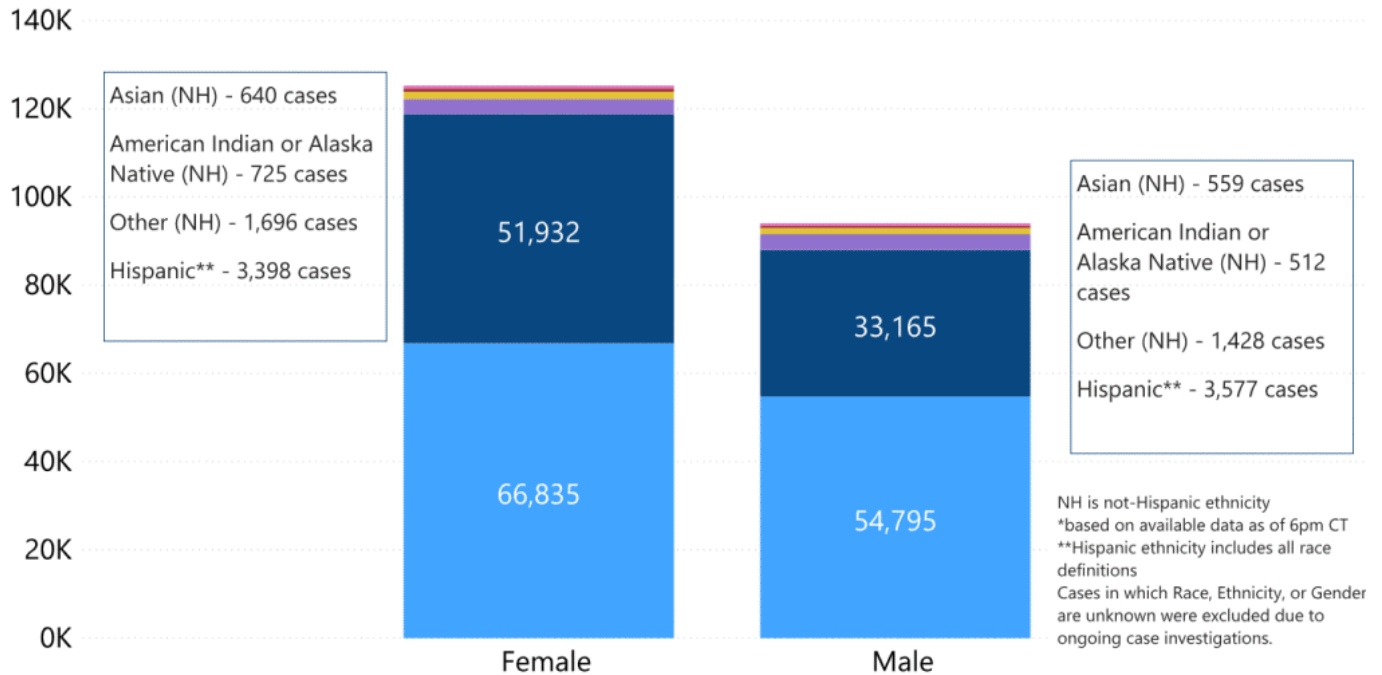
COVID-19 Cumulative Hospitalizations-Invstigated Cases May 10, 2021 *



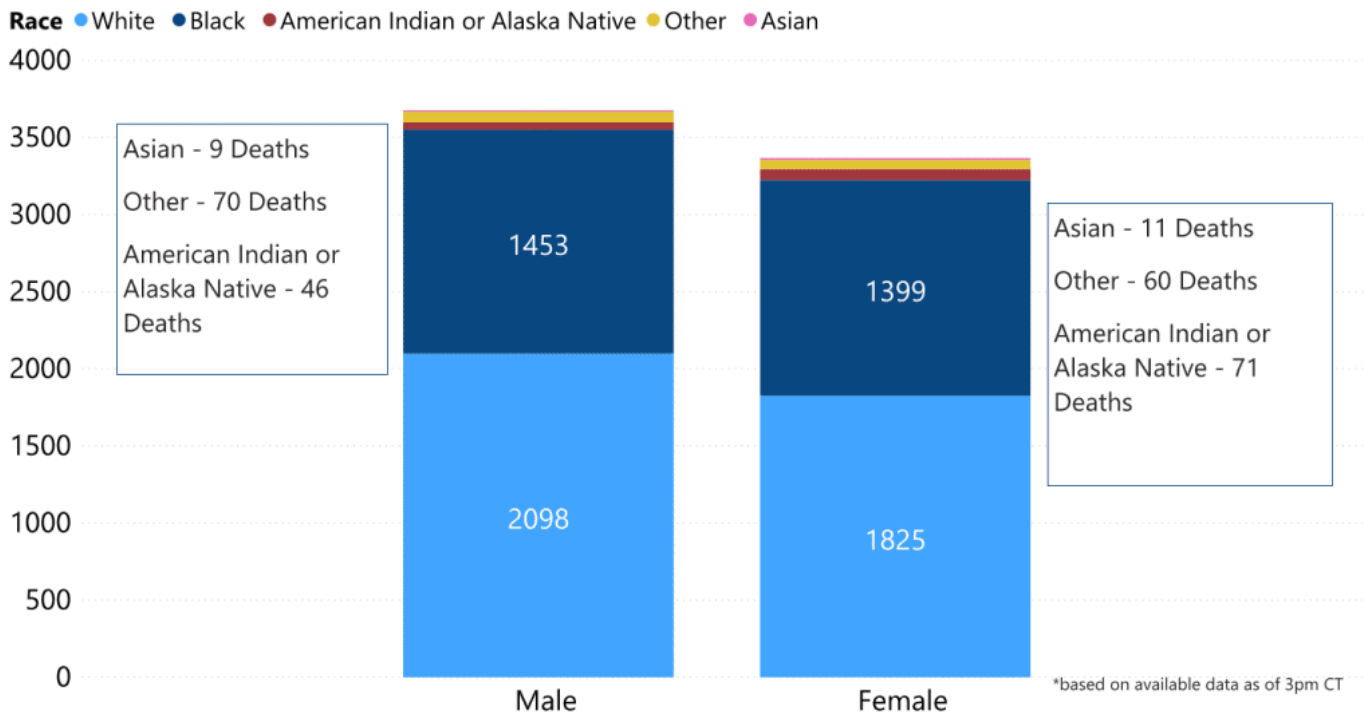
* Cases in which hospitalization is unknown were excluded due to ongoing case investigations; based on available data as of 3pm CT

COVID-19 Cases by Race/Ethnicity and Gender through May 10, 2021*, Mississippi

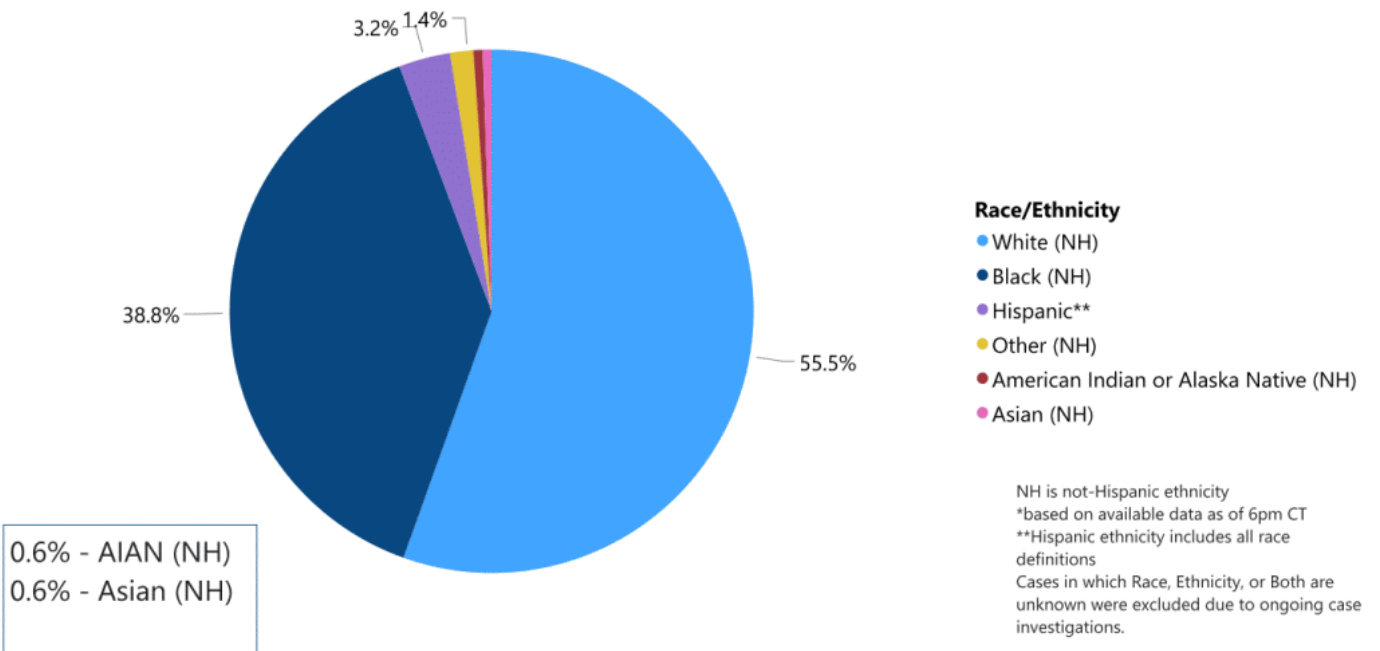
Race/Ethnicity ● White (NH) ● Black (NH) ● Hispanic** ● Other (NH) ● American Indian or Alaska Native (NH) ● Asian (NH)



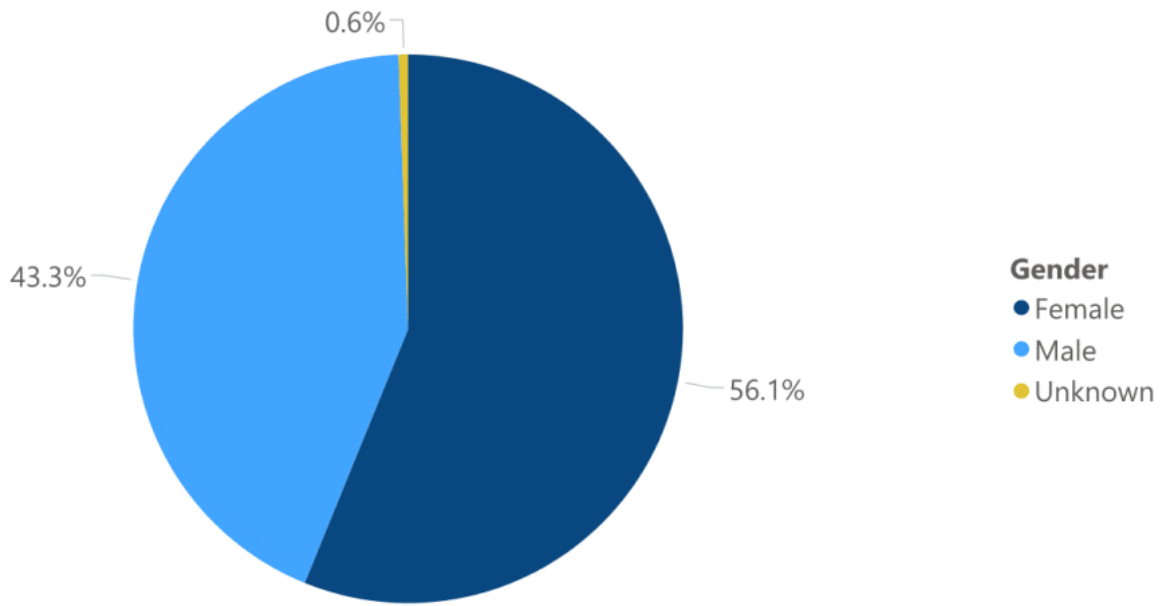
COVID-19 Deaths by Race and Gender through May 10, 2021*, Mississippi



COVID-19 Cases by Race/Ethnicity through May 10, 2021*, Mississippi



COVID-19 Cases by Gender through May 10, 2021*, Mississippi

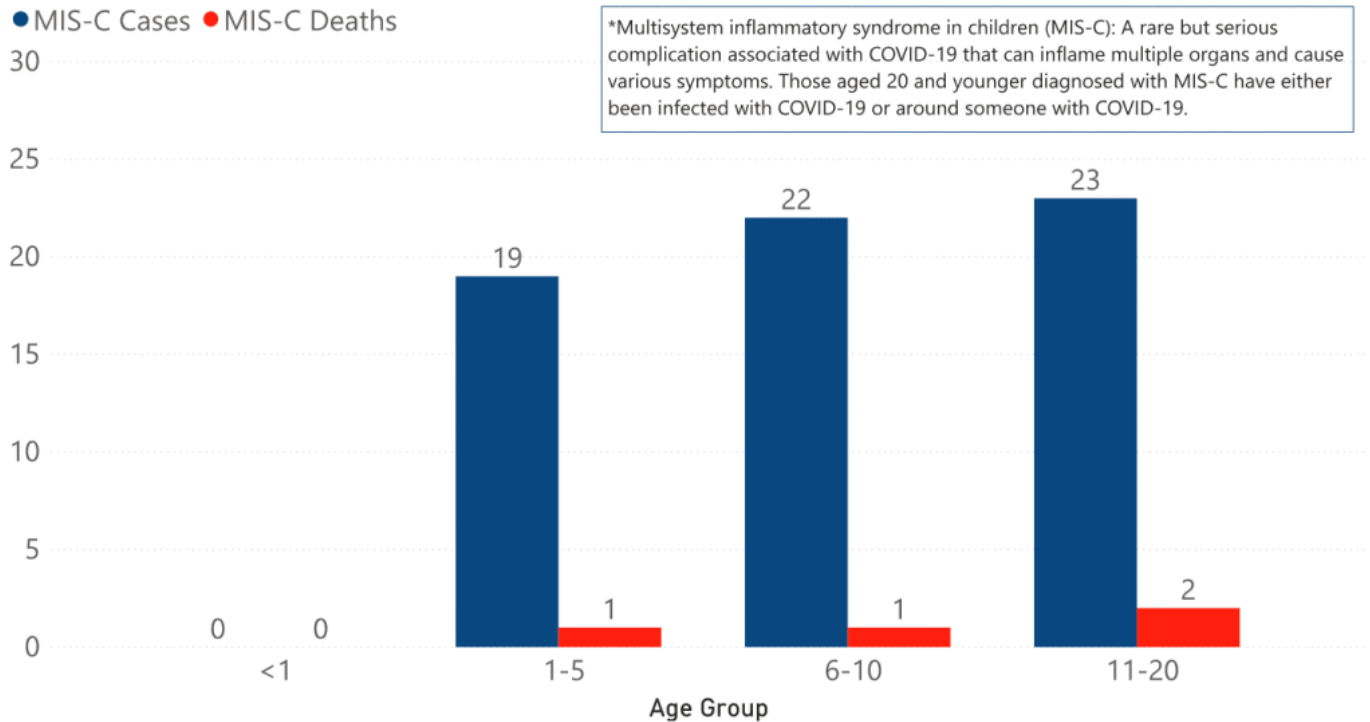


*Based on available data as of 3pm CT

Weekly Pediatric MIS-C Cases and Deaths

Multisystem inflammatory syndrome in children (MIS-C) is a rare but serious condition associated with COVID-19 that causes inflammation in many body parts, including the heart and other vital organs.

MIS-C* Cases and Deaths by Age Group through May 10, 2021, Mississippi



Weekly High Case and High Incidence Counties

Tracking counties with recent high numbers of COVID-19 cases, adjusted for population, provides insight on where local outbreaks are most serious, and where protective measures should be increased. For more accurate reporting, these weekly charts include sample collection dates only up to seven days in the past to allow for case investigation and delays in lab test reports.

Cases counts in these charts is based on the date of illness onset. If the date of illness is not known, the date the test sample was taken, or the date of test result reporting is used instead. Counts are adjusted as cases are investigated.

Counties are ranked by highest weekly case counts, and by weekly incidence (cases proportional to population). A separate table ranking all counties is also available. **All tables updated weekly.**

► [Full tables of counties ranked by weekly incidence and cases](#) PDF

County	Cases (April 20-May 3)	Cases per 100,000 (April 20-May 3)	Cases to Date (through May 3)	Cases per 100,000 Total	Percent Change
ADAMS	97	316.0	2746	8946.7	4%
GEORGE	63	257.1	2468	10073.5	3%
PANOLA	76	222.3	4563	13345.2	2%
CALHOUN	31	215.9	1701	11844.6	2%
YALOBUSHA	26	214.7	1634	13495.2	2%
MARSHALL	74	209.7	4408	12489.4	2%
ALCORN	77	208.4	3114	8426.9	3%
CHOCTAW	17	207.1	762	9281.4	2%
HUMPHREYS	15	186.0	963	11942.0	2%
DESOTO	333	180.1	21481	11614.8	2%
AMITE	20	162.6	1229	9994.3	2%
BENTON	13	157.4	991	11999.0	1%

*based on available data as of 3pm CT
 Cases based on test date. Cases without test date excluded due to ongoing investigations.
 Table will be updated weekly. A one week lag is used for reporting.

COVID-19 High Case MS Counties Over 2 Week Period (April 20-May 3, 2021*)

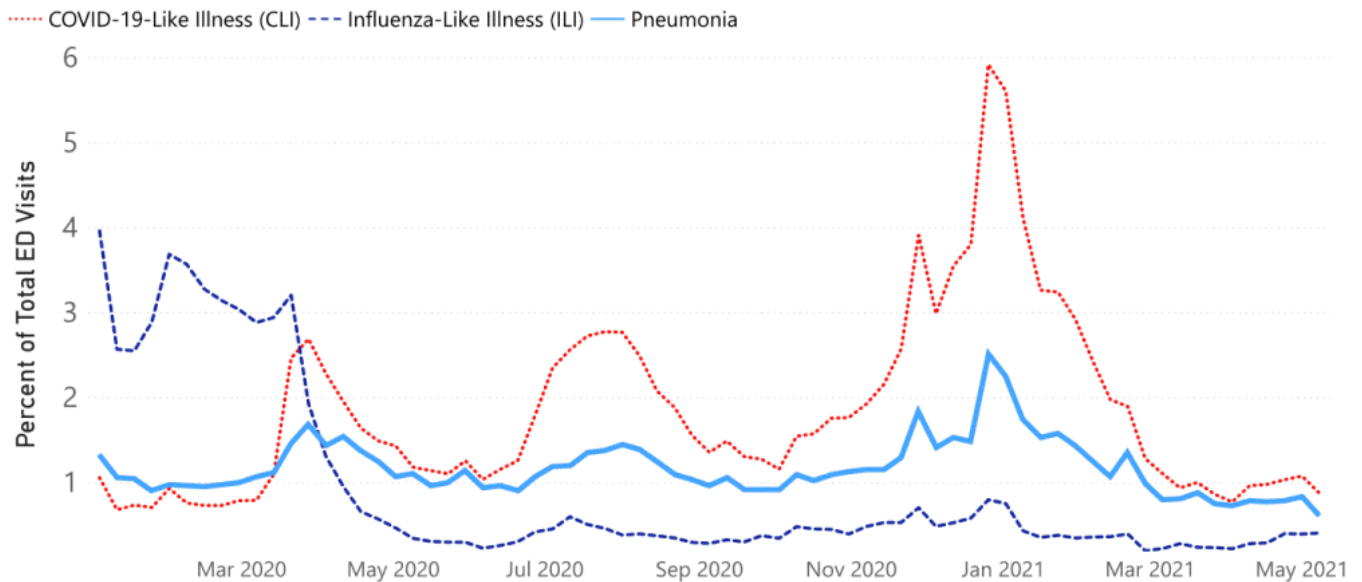
County	Cases (April 20-May 3)	Cases per 100,000 (April 20-May 3)	Cases to Date (through May 3)	Cases per 100,000 Total	Percent Change
DESOTO	333	180.1	21481	11614.8	2%
HINDS	206	88.9	20271	8743.5	1%
JACKSON	199	138.6	13402	9331.8	2%
HARRISON	168	80.7	17812	8560.2	1%
RANKIN	104	67.0	13549	8726.0	1%
ADAMS	97	316.0	2746	8946.7	4%
ALCORN	77	208.4	3114	8426.9	3%
PANOLA	76	222.3	4563	13345.2	2%
MARSHALL	74	209.7	4408	12489.4	2%
MADISON	72	67.8	10063	9469.1	1%
LAFAYETTE	65	120.3	6168	11418.2	1%
GEORGE	63	257.1	2468	10073.5	3%

*based on available data as of 3pm CT
 Cases based on test date. Cases without test date excluded due to ongoing investigations.
 Table will be updated weekly. A one week lag is used for reporting.

Syndromic Surveillance

Emergency department visits by those with symptoms characteristic of COVID-19, influenza and pneumonia, updated weekly.

Percentage of Emergency Department and Clinic visits for CLI, ILI, and Pneumonia Cases Weekly Statewide Summary, January 4, 2020 - May 8, 2021



*The graph represents syndromic surveillance data from emergency department visits, reported electronically by hospitals throughout the state, that are consistent with COVID-19-Like Illness (CLI), Influenza-Like Illness (ILI), and Pneumonia. Based on available data as of 6pm CT. Graph will be updated weekly.

Estimated Recoveries

Presumed COVID-19 cases recovered, estimated weekly (does not include cases still under investigation).

303,371

Presumed Recovered*

*Reflects Provisional Estimates. Presumed Recovered if:

- 1) It has been 14 days or more since the case tested positive, if they were not hospitalized
- 2) It has been 21 days or more since the case tested positive, if they were hospitalized or hospitalization was unknown.

All deaths excluded. Presumed recovered counts will be updated weekly.

U.S. and World Cases

- ▶ [COVID-19 cases in the United States \(CDC\)](#)
- ▶ [U.S. COVID-19 Tracker \(CDC\)](#)
- ▶ [COVID-19 Global Case Map \(Johns Hopkins University\)](#)

COVID-19 Testing

Statewide Combined Testing as of May 9

COVID-19 testing providers around the state include commercial laboratories, hospital labs and the MSDH Public Health Laboratory results from all these sources are combined in the table below. (Updated weekly)

PCR testing detects current, active COVID-19 infection in an individual.

Antibody (serology) testing identifies individuals with past COVID-19 infection based on antibodies they develop one to three weeks after infection.

Antigen testing is another way to identify current COVID-19 infection.

PCR tests	1,789,428
Serology (antibody) tests	92,833
Antigen tests	858,990
Total tests	2,741,251

Prevention and Guidance for Individuals and the Community

- ▶ [Preventive steps to take, recommendations, guidance and general information on COVID-19](#)

Last reviewed on Mar 5,

2020

[error on this](#)

[email page](#)

[print](#)

Related resources

- ▶ [Free COVID-19 Testing and Local Testing Providers](#)
- ▶ [COVID-19 Guidance and Prevention for Individuals and the Community](#)
Updated May 3, 2021

More topics

- ▶ [\[Espanol, Tieng Viet, ASL \]](#)
- ▶ [County Data](#)
- ▶ [Handouts and Posters](#)
- ▶ [Healthcare Professionals](#)
- ▶ [Interactive Maps and Charts](#)
- ▶ [Prevention and Safety Guidance](#)
- ▶ [School Cases and Outbreaks](#)
- ▶ [Statewide COVID-19 Data](#)
- ▶ [Testing for COVID-19](#)
- ▶ [Vaccination Against COVID-19](#)

Get COVID-19 e-mail updates daily with our free newsletter:



COVID-19 Vaccinations

Latest information

Questions and answers

Mississippi Vaccination Report

Now vaccinating all Mississippians aged 16 and older.

[FULL INFORMATION](#)

AGENCY

[About Us](#)

[Administration](#)

[Board of Health](#)

[County Offices](#)

[Institutional Review](#)

[Jobs](#)

[Locations](#)

[Public Health Laboratory](#)

[RFPs/Grants](#)

[More »](#)

[Intranet](#)

[OHIT+ER Service Center](#)

[Webmail](#)

INFORMATION

[Apps](#)

[Calendar of Events](#)

[Contact Us](#)

[Meetings](#)

[Health Resources](#)

[Hotlines](#)

[Locations](#)

[News](#)

[Newsletter](#)

[Phone Numbers](#)

[Español](#)

I NEED A ...

[Birth Certificate](#)

[Certificate of Need](#)

[Children's Health Insurance](#)

[Complaint Form](#)

[Criminal History Check](#)

[Death Certificate](#)

[Divorce Record](#)

[Food Permit](#)

[Immunization Record](#)

[J-1 Visa](#)

[License Verification](#)

[Marriage Record](#)

[Professional License](#)

[Public Records Request](#)

[Wastewater Application](#)

PUBLICATIONS

[Annual Report](#)

[CON Weekly Reports](#)

[Health Facilities Directory](#)

[Mississippi Morbidity Reports](#)

[Public Health Report](#)

[State Health Plan](#)

Strategic Plan

[More »](#)

Mississippi State Department of Health • 570 East Woodrow Wilson Dr • Jackson, MS 39216 • 866-HLTHY4U • [Contact and information](#)

