

Menu



## Coronavirus Disease 2019 (COVID-19)

Updated May 13, 2021

### Healthcare Professionals

Guidance and more →

- ▶ [Healthcare guidance](#)
- ▶ [Electronic reporting](#)
- ▶ [Vaccine providers](#)
- ▶ [Specimens](#)
- ▶ [Lab dropoff](#)
- ▶ [Facilities guidance](#)
- ▶ [MS-HAN Alerts](#)

#### [ALL HEALTHCARE](#)

### Current Cases and Statistics

County and state data →

- ▶ [Latest update](#)
- ▶ [State data and reports](#)
- ▶ [County data](#)
- ▶ [Charts and maps](#)
- ▶ [Hospitalizations](#)
- ▶ [Lab testing](#)
- ▶ [Recoveries](#)

#### [ALL STATISTICS](#)

### Vaccination, Safety and Testing

Stopping the spread →

- ▶ [Vaccinations](#)
- ▶ [Getting tested](#)
- ▶ [Personal protection](#)
- ▶ [Gatherings and events](#)

- ▶ [Business and community](#)
- ▶ [School guidelines](#)
- ▶ [Long-term care facilities](#)

## ALL GUIDANCE

**School-based COVID-19 testing:** Information and enrollment for K-12 school districts. [Full details »](#)

**Homebound?** If you or someone you know is unable to travel to a COVID-19 vaccination provider, send e-mail to [COVIDHomebound@msdh.ms.gov](mailto:COVIDHomebound@msdh.ms.gov) for assistance.

Mississippi COVID-19 Vaccine Confidence Survey: [Full report »](#)

## General Information

- ▶ Mississippi COVID-19 Hotline (7 days a week, 7 a.m.–7 p.m.): **877-978-6453**
- ▶ [COVID-19 overview, questions and answers, and resources in other languages](#)
- ▶ [Mississippi COVID-19 Vaccine Confidence Report](#)

## COVID-19 in Mississippi

### New Cases and Deaths as of May 12

#### NEW CASES

**362**

New COVID-19 positive test results reported to MSDH as of 3 p.m. yesterday.

#### TOTAL MISSISSIPPI CASES

**314,509**

- ▶ [Totals by county](#)

#### NEW DEATHS

3

New COVID-19 related deaths reported to MSDH as of 3 p.m. yesterday.

Three deaths occurred between May 8 and May 12 in the counties below:

▶ [County list](#)

---

**TOTAL MISSISSIPPI DEATHS**

7,247

▶ [Totals by county](#)

---

**LTC OUTBREAKS**

29

Current outbreaks in long-term care (LTC) facilities only. (See [LTC facility outbreak definition](#).)

**About our case counts:** We currently update our case totals each weekday based on test results from the previous day (or weekend). Outside laboratories also report positive test results to us, which are included in our totals. Multiple positive tests for the same individual are counted only once. County case numbers and deaths may change as investigation finds new or additional information.

## Statewide COVID-19 Data and Reports

- ▶ [K-12 School Reports](#)  
Weekly COVID-19 cases, outbreaks and exposure reported by Mississippi schools
- ▶ [Long-Term Care Facility and Residential Care Facility COVID-19 Reports](#)  
Data reported directly to MSDH by the facility; cases and deaths in these reports may not yet be included in our totals of lab-reported cases.
- ▶ [Ongoing Outbreaks in Nursing Homes](#)  
A wide variety of data from the Centers for Medicare and Medicaid (CMS)
- ▶ [Deaths from COVID-19 and Other Causes](#) PDF  
Provisional counts by week of deaths from COVID-19, pneumonia/influenza, and heart disease
- ▶ [Laboratory Testing](#)  
Number and type of COVID-19 tests performed
- ▶ [Mississippi COVID-19 Vaccination Report](#) PDF  
Vaccinations distributed and administered as reported to MSDH by vaccination providers
- ▶ [Statewide data charts](#)

## County COVID-19 Data

### Variant Strains

- ▶ [COVID-19 cases by variant type](#) PDF  
cases by county, updated weekly

## Race and Ethnicity

- ▶ [Total COVID-19 cases and deaths by county, race and ethnicity](#) PDF  
Current and past data tables, updated weekdays

## Data Snapshots for Individual Counties

- ▶ [Weekly COVID-19 snapshots for each Mississippi county](#)

## High Cases and Incidence

- ▶ [Map of Mississippi counties by incidence rate](#)
- ▶ [Table of counties ranked by weekly cases and incidence](#)

## Cumulative Cases and Deaths by County

Totals of all reported COVID-19 cases, including those in long-term care (LTC) facilities.

Long-term care case and death totals by county are undergoing data review and are not currently available.

*The numbers in this table are provisional. County case and deaths totals may change as investigation finds new or additional information.*

County	Total Cases	Total Deaths
<a href="#">Adams</a>	2868	82
<a href="#">Alcorn</a>	3133	68
<a href="#">Amite</a>	1231	42
<a href="#">Attala</a>	2144	73
<a href="#">Benton</a>	995	25
<a href="#">Bolivar</a>	4802	132
<a href="#">Calhoun</a>	1708	32
<a href="#">Carroll</a>	1218	29
<a href="#">Chickasaw</a>	2078	57
<a href="#">Choctaw</a>	764	18
<a href="#">Claiborne</a>	1024	30
<a href="#">Clarke</a>	1780	80
<a href="#">Clay</a>	1854	54
<a href="#">Coahoma</a>	2954	79
<a href="#">Copiah</a>	2970	65
<a href="#">Covington</a>	2596	81
<a href="#">De Soto</a>	21626	259
<a href="#">Forrest</a>	7683	152
<b>Total</b>	<b>314,509</b>	<b>7,247</b>

County	Total Cases	Total Deaths
Franklin	838	23
George	2480	48
Greene	1306	33
Grenada	2614	87
Hancock	3793	86
Harrison	17934	309
Hinds	20359	415
Holmes	1891	73
Humphreys	967	33
Issaquena	168	6
Itawamba	3004	77
Jackson	13447	246
Jasper	2211	48
Jefferson	657	28
Jefferson Davis	1071	33
Jones	8381	163
Kemper	958	28
Lafayette	6200	118
Lamar	6230	86
Lauderdale	7191	241
Lawrence	1286	24
Leake	2683	73
Lee	9980	174
Leflore	3497	125
Lincoln	3968	110
Lowndes	6401	147
Madison	10099	217
Marion	2692	80
Marshall	4443	103
Monroe	4113	133
Montgomery	1269	42
Neshoba	4031	176
<b>Total</b>	<b>314,509</b>	<b>7,247</b>

County	Total Cases	Total Deaths
Newton	2468	61
Noxubee	1267	34
Oktibbeha	4627	98
Panola	4588	107
Pearl River	4512	146
Perry	1263	38
Pike	3325	105
Pontotoc	4207	72
Prentiss	2797	60
Quitman	809	16
Rankin	13634	278
Scott	3159	73
Sharkey	502	17
Simpson	2952	88
Smith	1624	34
Stone	1828	33
Sunflower	3360	90
Tallahatchie	1788	41
Tate	3340	84
Tippah	2887	68
Tishomingo	2269	67
Tunica	1057	26
Union	4110	76
Walthall	1339	45
Warren	4393	121
Washington	5339	134
Wayne	2626	41
Webster	1145	32
Wilkinson	673	31
Winston	2272	81
Yalobusha	1643	38
Yazoo	3116	69
<b>Total</b>	<b>314,509</b>	<b>7,247</b>

## Case Classifications

Mississippi investigates and reports both probable and confirmed cases and deaths according to the [CSTE case definition](#).

	Confirmed	Probable	Total
Cases	192,490	122,019	<b>314,509</b>
Deaths	4,996	2,251	<b>7,247</b>

Confirmed cases and deaths are generally determined by positive PCR tests, which detect the presence of ongoing coronavirus infection.

Probable cases are those who test positive by other testing methods such as antibody or antigen, and have recent symptoms consistent with COVID-19, indicating a recent infection.

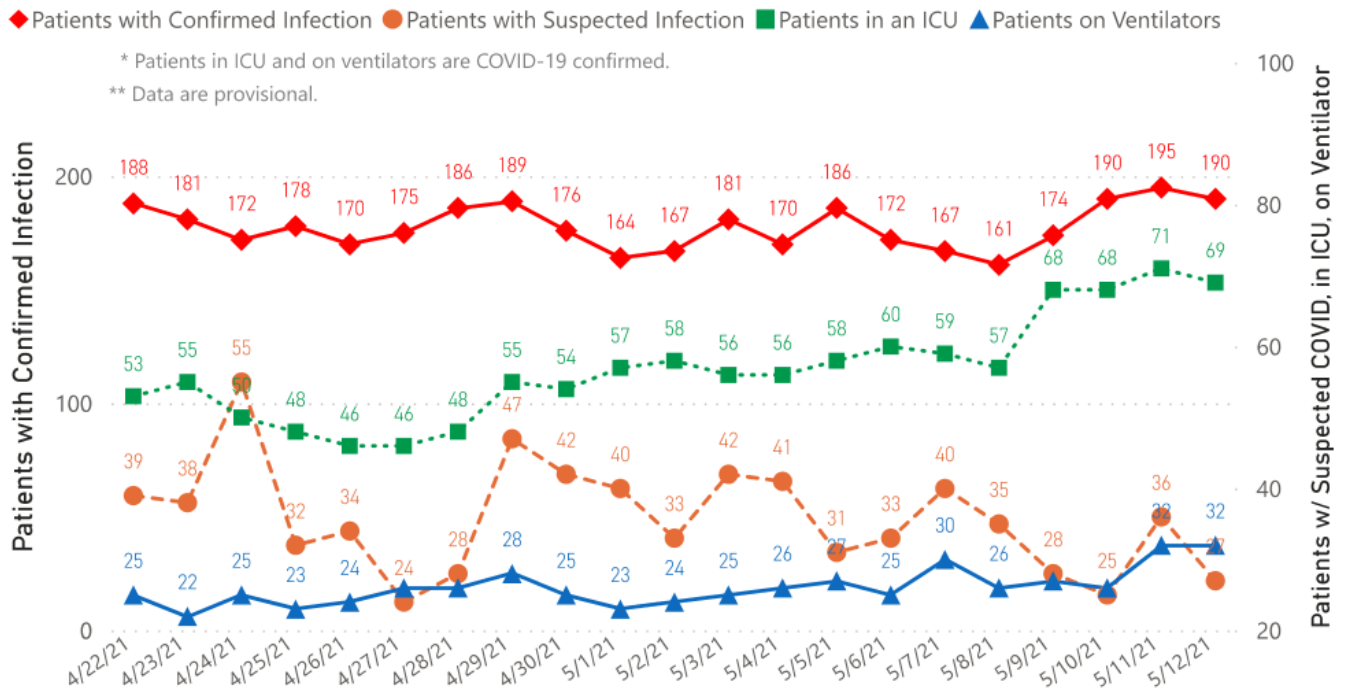
Probable deaths are those individuals with a designation of COVID-19 as a cause of death on the death certificate, but where no confirmatory testing was performed.

## Mississippi COVID-19 Data Charts and Maps

### Hospitalizations and Bed Availability

► [View interactive hospitalization charts](#)

#### COVID-19 Hospitalizations Reported by MS Hospitals, 4/22/21 - 5/12/21 <sup>\*,\*\*</sup>



### Hospitalization Trend to Date

Updated weekly



## Hospital Bed Availability

Updated weekdays (interactive)



## Case and Incidence Maps

[View all interactive maps](#)

## Cumulative COVID-19 Cases

Total cases and deaths by county since the start of the pandemic. Also see [weekly estimate of recoveries](#)

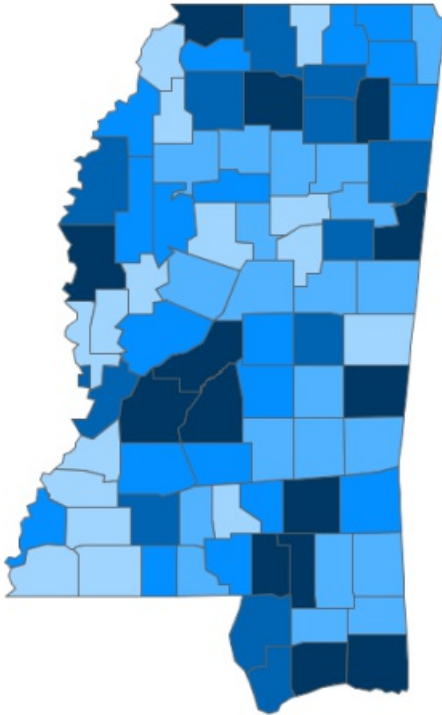


Mississippi COVID-19  
Cases and Deaths by Race with Ethnicity  
as of 3 pm CT, May 12, 2021

# Mississippi

Total Cases

**314,509**



● 1 to 1250 ● 1251 to 2500 ● 2501 to 3750 ● 3751 to 5000 ● >5000

	American Indian or Alaska Native	Asian	Black	White	Other	Unknown
Non Hispanic	1,242	1,200	85,427	122,070	3,147	2,624
Hispanic	63	40	444	2,034	3,675	754
Unknown Ethnicity	1,016	347	17,851	27,344	7,443	37,788

Total Deaths

**7,247**

	American Indian or Alaska Native	Asian	Black	White	Other	Unknown
Non Hispanic	91	12	2,490	3,336	42	19
Hispanic	1	1	8	32	22	2
Unknown Ethnicity	25	7	366	564	67	162

## Recent COVID-19 Activity

*Updated weekly*

The chart below shows counties according to COVID-19 incidence (cases by population) over the last two weeks. Also see [weekly county incidence tables](#)

Mississippi COVID-19 Two-Week Cases\* Incidence Rate\*\*  
over 4/20/21 - 5/3/21

## Mississippi

Two-Week  
New Cases\*

2921

Total Cases\* through  
5/3/21

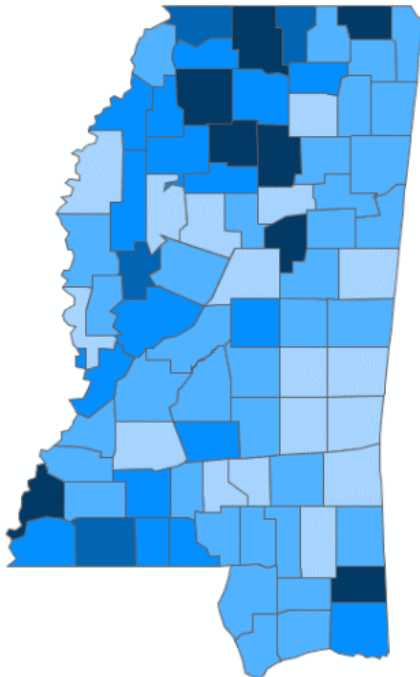
313,067

Two-Week Cases\* Incidence  
Rate Per 100,000

98.1

Percent Change

0.9%



● <50 ● 50 to 100 ● 100 to 150 ● 150 to 200 ● >200

County	Two-Week New Cases	Two-Week Cases Rate Per 100,000	Cases to Date	Percent Change
ADAMS	97	316.0	2,746	4.0%
GEORGE	63	257.1	2,468	3.0%
PANOLA	76	222.3	4,563	2.0%
CALHOUN	31	215.9	1,701	2.0%
YALOBUSHA	26	214.7	1,634	2.0%
MARSHALL	74	209.7	4,408	2.0%
ALCORN	77	208.4	3,114	3.0%
CHOCTAW	17	207.1	762	2.0%

\* Cases based on **Event Date**. Event date is date of onset, date of collection, or date of report to MSDH; updated as cases are investigated.

\*\* Rate calculation is based on cumulative cases of past two weeks per 100,000 population.

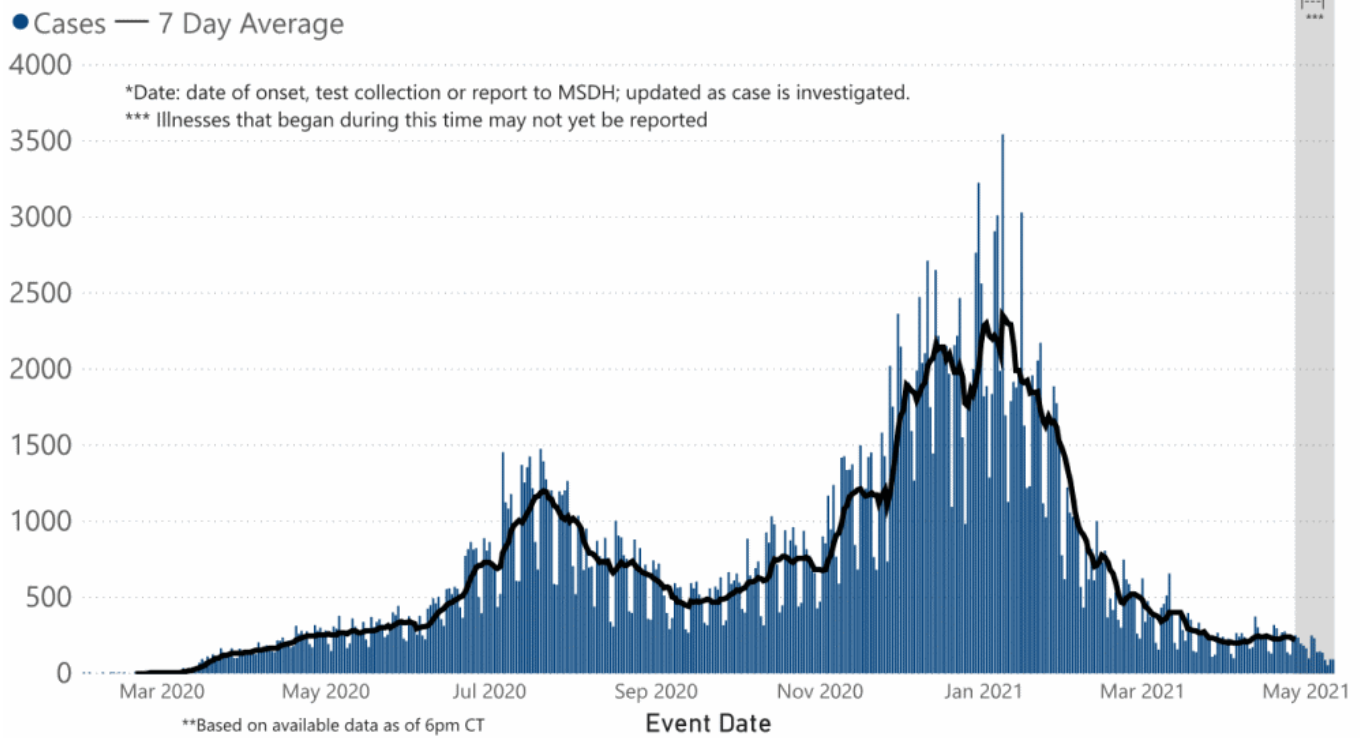
## Daily Statewide Data Charts

Our state case map and other data charts are also available in interactive form.

▶ [View interactive epidemiological and surveillance charts](#)

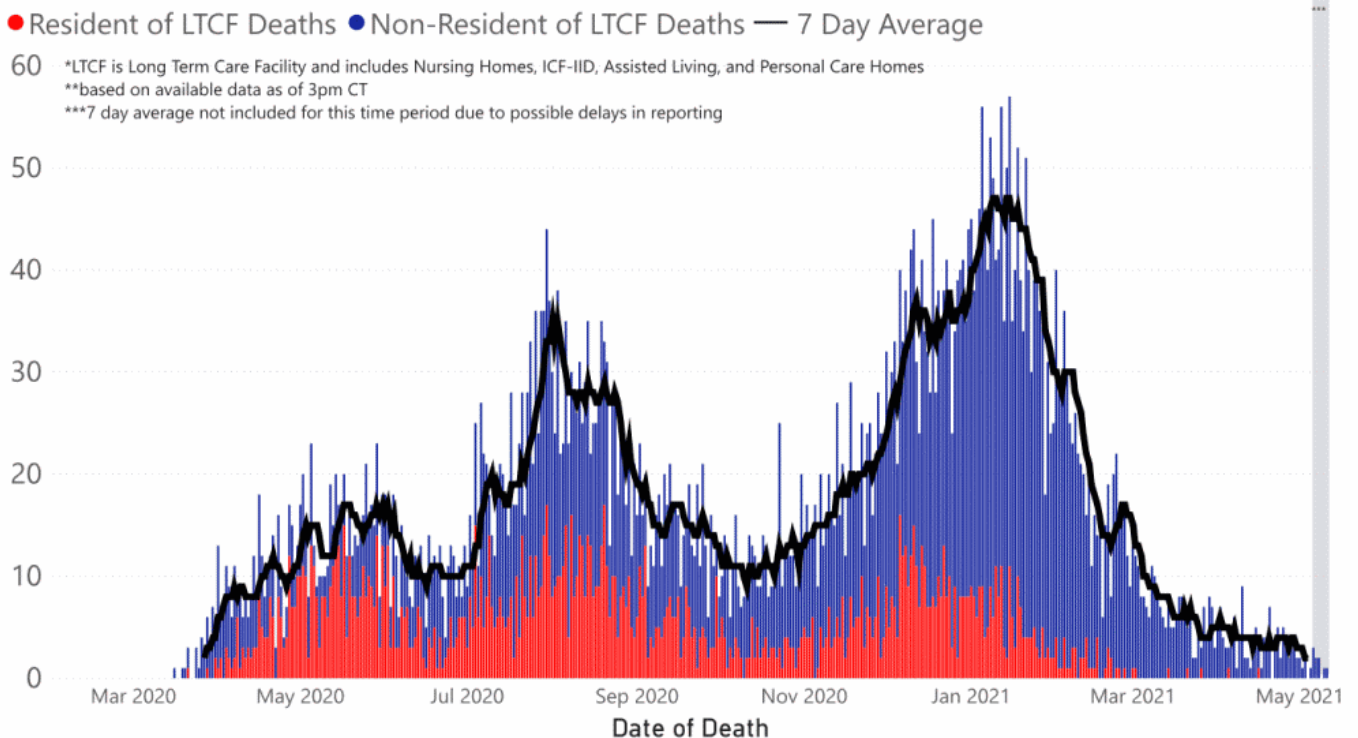
The charts below are based on available data at the time of publication. Charts do **not** include cases where insufficient details of the case are known.

## COVID-19 Cases by Date\* through May 11, 2021\*\*, Mississippi



**Note:** Values up to two weeks in the past on the chart of Cases by Date above can change as we update it with new information from disease investigation.

## COVID-19 LTCF\* and Non-LTCF Deaths by Date of Death through May 11, 2021\*\*, Mississippi



## Weekly Statewide Data Charts

Includes:

- Cases, deaths and hospitalizations, analyzed by age, race/ethnicity, gender and other factors

- MIS-C cases and deaths
- Counties with high COVID-19 cases and incidence
- Syndromic surveillance

▶ [All weekly charts](#)

## Estimated Recoveries

Presumed COVID-19 cases recovered, estimated weekly (does not include cases still under investigation).

### COVID-19 Presumed Recovered Cases through May 10, 2021, Mississippi

303,371

Presumed Recovered\*

\*Reflects Provisional Estimates. Presumed Recovered if:

- 1) It has been 14 days or more since the case tested positive, if they were not hospitalized
- 2) It has been 21 days or more since the case tested positive, if they were hospitalized or hospitalization was unknown.

All deaths excluded. Presumed recovered counts will be updated weekly.

---

## U.S. and World Cases

- ▶ [COVID-19 cases in the United States \(CDC\)](#)
- ▶ [U.S. COVID-19 Tracker \(CDC\)](#)
- ▶ [COVID-19 Global Case Map \(Johns Hopkins University\)](#)

---

## COVID-19 Testing

### Statewide Combined Testing as of May 9

COVID-19 testing providers around the state include commercial laboratories, hospital labs and the MSDH Public Health Laboratory results from all these sources are combined in the table below. (Updated weekly)

**PCR** testing detects current, active COVID-19 infection in an individual.

**Antibody** (serology) testing identifies individuals with past COVID-19 infection based on antibodies they develop one to

three weeks after infection.

**Antigen** testing is another way to identify current COVID-19 infection.

PCR tests	1,789,428
Serology (antibody) tests	92,833
Antigen tests	858,990
<b>Total tests</b>	<b>2,741,251</b>

▶ [Getting tested for COVID-19](#)

---

## Prevention and Guidance for Individuals and the Community

▶ [Preventive steps to take, recommendations, guidance and general information on COVID-19](#)

Last reviewed on Mar 5,  
2020

[error on this](#)

[email page](#)

[print](#)

### *Related resources*

▶ [Free COVID-19 Testing and Local Testing Providers](#)

▶ [COVID-19 Guidance and Prevention for Individuals and the Community](#)

Updated May 13, 2021

### *More topics*

- ▶ [\[ Espanol, Tieng Viet, ASL \]](#)
- ▶ [County Data](#)
- ▶ [Handouts and Posters](#)
- ▶ [Healthcare Professionals](#)
- ▶ [Interactive Maps and Charts](#)
- ▶ [Prevention and Safety Guidance](#)
- ▶ [School Cases and Outbreaks](#)
- ▶ [Statewide COVID-19 Data](#)
- ▶ [Testing for COVID-19](#)
- ▶ [Vaccination Against COVID-19](#)

Get COVID-19 e-mail updates daily with our free newsletter:



# Free COVID-19 Rapid Testing

Free drive-through testing open to the public  
No symptoms required for college students and others

[Check our weekly schedule of free testing locations statewide](#)

[FULL INFORMATION](#)

## **AGENCY**

---

[About Us](#)

[Administration](#)

[Board of Health](#)

[County Offices](#)

[Institutional Review](#)

[Jobs](#)

[Locations](#)

[Public Health Laboratory](#)

[RFPs/Grants](#)

[More »](#)

---

[Intranet](#)

[OHIT+ER Service Center](#)

[Webmail](#)

## **INFORMATION**

---

[Apps](#)

[Calendar of Events](#)

[Contact Us](#)

[Meetings](#)

[Health Resources](#)

[Hotlines](#)

[Locations](#)

[News](#)

[Newsletter](#)

[Phone Numbers](#)

[Español](#)

## **I NEED A ...**

---

[Birth Certificate](#)

[Certificate of Need](#)

[Children's Health Insurance](#)

[Complaint Form](#)

[Criminal History Check](#)

[Death Certificate](#)

[Divorce Record](#)

[Food Permit](#)

[Immunization Record](#)

[J-1 Visa](#)

[License Verification](#)

[Marriage Record](#)

[Professional License](#)

[Public Records Request](#)  
[Wastewater Application](#)

**PUBLICATIONS**

[Annual Report](#)  
[CON Weekly Reports](#)  
[Health Facilities Directory](#)  
[Mississippi Morbidity Reports](#)  
[Public Health Report](#)  
[State Health Plan](#)  
[Strategic Plan](#)

*[More »](#)*

Mississippi State Department of Health • 570 East Woodrow Wilson Dr • Jackson, MS 39216 • 866-HLTHY4U • [Contact and information](#)

