

Menu



Coronavirus Disease 2019 (COVID-19)

Updated May 18, 2021

Healthcare Professionals

Guidance and more →

- ▶ [Healthcare guidance](#)
- ▶ [Electronic reporting](#)
- ▶ [Vaccine providers](#)
- ▶ [Specimens](#)
- ▶ [Lab dropoff](#)
- ▶ [Facilities guidance](#)
- ▶ [MS-HAN Alerts](#)

[ALL HEALTHCARE](#)

Current Cases and Statistics

County and state data →

- ▶ [Latest update](#)
- ▶ [State data and reports](#)
- ▶ [County data](#)
- ▶ [Charts and maps](#)
- ▶ [Hospitalizations](#)
- ▶ [Lab testing](#)
- ▶ [Recoveries](#)

[ALL STATISTICS](#)

Vaccination, Safety and Testing

Stopping the spread →

- ▶ [Vaccinations](#)
- ▶ [Getting tested](#)
- ▶ [Personal protection](#)
- ▶ [Gatherings and events](#)

- ▶ [Business and community](#)
- ▶ [School guidelines](#)
- ▶ [Long-term care facilities](#)

ALL GUIDANCE

School-based COVID-19 testing: Information and enrollment for K-12 school districts. [Full details >](#)

Homebound? If you or someone you know is unable to travel to a COVID-19 vaccination provider, send e-mail to COVIDHomebound@msdh.ms.gov for assistance.

General Information

- ▶ Mississippi COVID-19 Hotline (7 days a week, 7 a.m.-7 p.m.): **877-978-6453**
- ▶ Homebound persons: For assistance with COVID-19 vaccination, send e-mail to COVIDHomebound@msdh.ms.gov
- ▶ [COVID-19 overview, questions and answers, and resources in other languages](#)
- ▶ [Mississippi COVID-19 Vaccine Confidence Report](#)

COVID-19 in Mississippi

New Cases and Deaths as of May 17

NEW CASES

608

New COVID-19 positive test results reported to MSDH as of 3 p.m. yesterday (includes **406** cases from August 31, 2020, to May 13, 2021, identified from recent investigations.)

TOTAL MISSISSIPPI CASES

315,634

- ▶ [Totals by county](#)

NEW DEATHS

11

New COVID-19 related deaths reported to MSDH as of 3 p.m. yesterday.

Six deaths occurred between May 14 and May 17 in the counties below:

▶ [County list](#)

Five deaths occurred between March 19 and May 10, identified from death certificate reports.

▶ [County list](#)

TOTAL MISSISSIPPI DEATHS

7,268

▶ [Totals by county](#)

LTC OUTBREAKS

24

Current outbreaks in long-term care (LTC) facilities only. (See [LTC facility outbreak definition](#).)

About our case counts: We currently update our case totals each weekday based on test results from the previous day (or weekend). Outside laboratories also report positive test results to us, which are included in our totals. Multiple positive tests for the same individual are counted only once. County case numbers and deaths may change as investigation finds new or additional information.

Statewide COVID-19 Data and Reports

- ▶ [Mississippi COVID-19 Vaccination Report](#) PDF
Vaccinations distributed and administered as reported to MSDH by vaccination providers
- ▶ [COVID-19 cases by variant type](#) PDF
COVID-19 variant cases by county, updated weekly
- ▶ [K-12 School Reports](#)
Weekly COVID-19 cases, outbreaks and exposure reported by Mississippi schools
- ▶ [Long-Term Care Facility and Residential Care Facility COVID-19 Reports](#)
Data reported directly to MSDH by the facility; cases and deaths in these reports may not yet be included in our totals of lab-reported cases.
- ▶ [Ongoing Outbreaks in Nursing Homes](#)
A wide variety of data from the Centers for Medicare and Medicaid (CMS)
- ▶ [Deaths from COVID-19 and Other Causes](#) PDF
Provisional counts by week of deaths from COVID-19, pneumonia/influenza, and heart disease
- ▶ [Laboratory Testing](#)
Number and type of COVID-19 tests performed
- ▶ [Statewide data charts](#)

County COVID-19 Data

Data Snapshots for Individual Counties

- ▶ [Weekly COVID-19 snapshots for each Mississippi county](#)

Race and Ethnicity

- ▶ [Total COVID-19 cases and deaths by county, race and ethnicity](#) PDF
Current and past data tables, updated weekdays

High Cases and Incidence

- ▶ [Map of Mississippi counties by incidence rate](#)
- ▶ [Table of counties ranked by weekly cases and incidence](#)

Variant Strains

- ▶ [COVID-19 cases by variant type](#) PDF
cases by county, updated weekly

Cumulative Cases and Deaths by County

Totals of all reported COVID-19 cases, including those in long-term care (LTC) facilities.

Long-term care case and death totals by county are undergoing data review and are not currently available.

The numbers in this table are provisional. County case and deaths totals may change as investigation finds new or additional information.

County	Total Cases	Total Deaths
Adams	2950	82
Alcorn	3144	71
Amite	1234	42
Attala	2145	73
Benton	1012	25
Bolivar	4807	132
Calhoun	1711	32
Carroll	1219	29
Chickasaw	2084	57
Choctaw	764	18
Claiborne	1025	30
Clarke	1781	80
Clay	1856	54
Coahoma	2966	79
Copiah	2979	65
Total	315,634	7,268

County	Total Cases	Total Deaths
Covington	2604	81
De Soto	21906	260
Forrest	7707	152
Franklin	841	23
George	2496	48
Greene	1307	33
Grenada	2621	87
Hancock	3806	87
Harrison	18002	310
Hinds	20389	416
Holmes	1891	74
Humphreys	968	33
Issaquena	169	6
Itawamba	3014	77
Jackson	13470	246
Jasper	2211	48
Jefferson	657	28
Jefferson Davis	1073	33
Jones	8389	164
Kemper	958	28
Lafayette	6214	119
Lamar	6251	86
Lauderdale	7200	240
Lawrence	1300	24
Leake	2687	73
Lee	9990	175
Leflore	3500	125
Lincoln	3980	111
Lowndes	6415	148
Madison	10135	217
Marion	2697	80
Marshall	4532	103
Total	315,634	7,268

County	Total Cases	Total Deaths
Monroe	4122	133
Montgomery	1272	42
Neshoba	4033	178
Newton	2471	63
Noxubee	1268	34
Oktibbeha	4633	98
Panola	4606	108
Pearl River	4533	146
Perry	1263	38
Pike	3331	105
Pontotoc	4213	73
Prentiss	2804	60
Quitman	813	16
Rankin	13655	278
Scott	3169	73
Sharkey	502	17
Simpson	2954	89
Smith	1628	34
Stone	1831	33
Sunflower	3365	91
Tallahatchie	1790	41
Tate	3377	84
Tippah	2892	68
Tishomingo	2278	67
Tunica	1062	26
Union	4115	76
Walthall	1343	45
Warren	4400	121
Washington	5349	134
Wayne	2630	41
Webster	1146	32
Wilkinson	679	31
Winston	2278	81
Total	315,634	7,268

County	Total Cases	Total Deaths
Yalobusha	1653	38
Yazoo	3119	70
Total	315,634	7,268

Case Classifications

Mississippi investigates and reports both probable and confirmed cases and deaths according to the [CSTE case definition](#).

	Confirmed	Probable	Total
Cases	193,383	122,251	315,634
Deaths	5,010	2,258	7,268

Confirmed cases and deaths are generally determined by positive PCR tests, which detect the presence of ongoing coronavirus infection.

Probable cases are those who test positive by other testing methods such as antibody or antigen, and have recent symptoms consistent with COVID-19, indicating a recent infection.

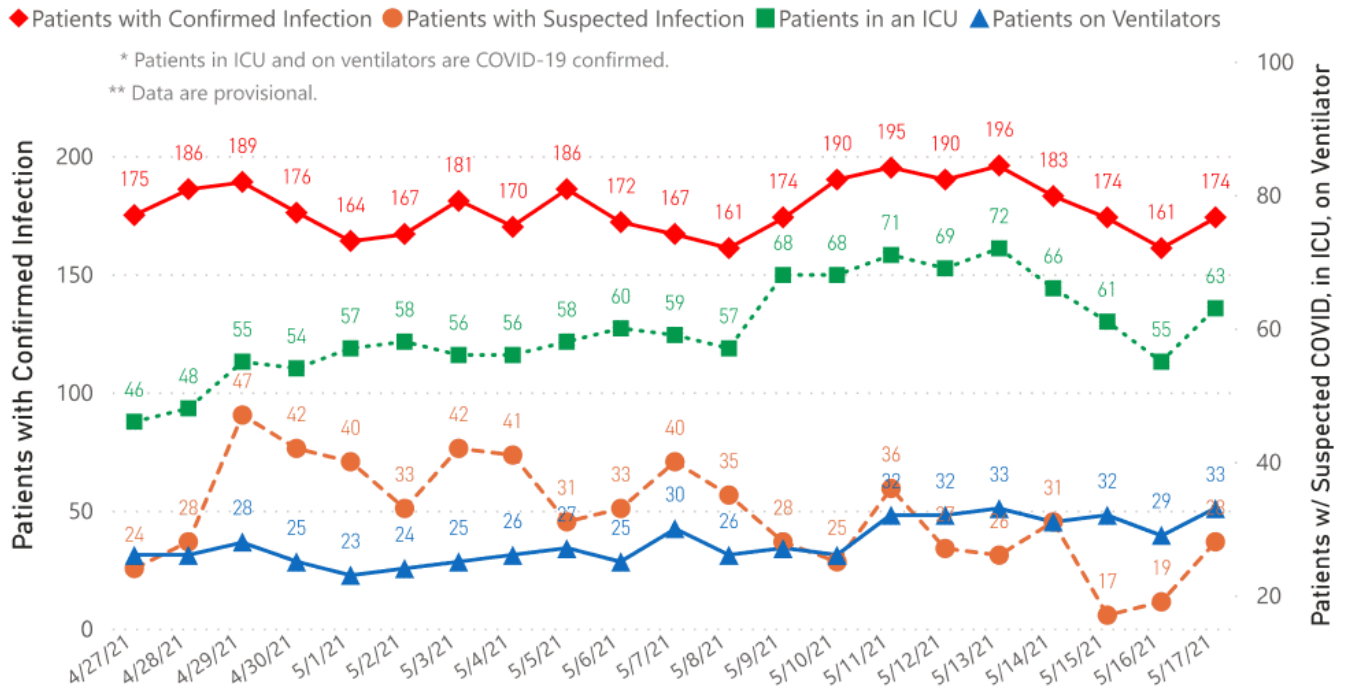
Probable deaths are those individuals with a designation of COVID-19 as a cause of death on the death certificate, but where no confirmatory testing was performed.

Mississippi COVID-19 Data Charts and Maps

Hospitalizations and Bed Availability

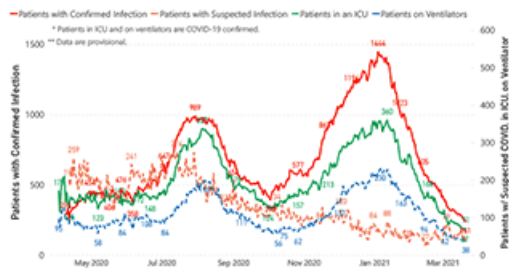
► [View interactive hospitalization charts](#)

COVID-19 Hospitalizations Reported by MS Hospitals, 4/27/21 - 5/17/21 *,**



Hospitalization Trend to Date

Updated weekly



Hospital Bed Availability

Updated weekdays (interactive)



Case and Incidence Maps

▶ [View all interactive maps](#)

Cumulative COVID-19 Cases

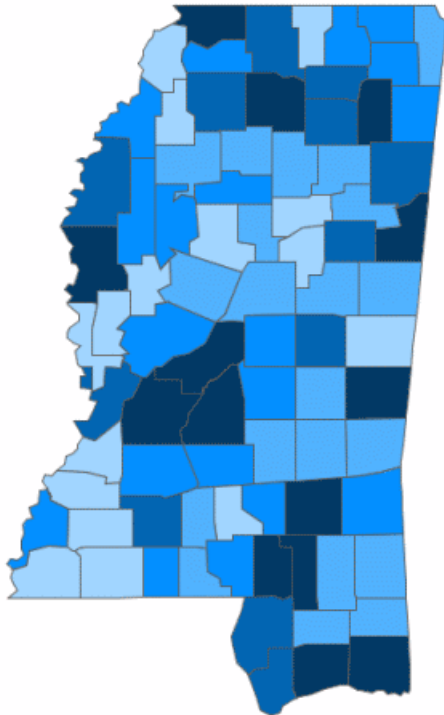
Total cases and deaths by county since the start of the pandemic. Also see [weekly estimate of recoveries](#)

Mississippi COVID-19
Cases and Deaths by Race with Ethnicity
as of 3 pm CT, May 17, 2021

Mississippi

Total Cases

315,634



● 1 to 1250 ● 1251 to 2500 ● 2501 to 3750 ● 3751 to 5000 ● >5000

	American Indian or Alaska Native	Asian	Black	White	Other	Unknown
Non Hispanic	1,243	1,207	85,827	122,584	3,161	2,635
Hispanic	64	40	444	2,041	3,701	756
Unknown Ethnicity	1,016	346	17,860	27,383	7,444	37,882

Total Deaths

7,268

	American Indian or Alaska Native	Asian	Black	White	Other	Unknown
Non Hispanic	92	12	2,496	3,347	43	19
Hispanic	1	1	9	32	22	2
Unknown Ethnicity	25	7	366	564	68	162

Recent COVID-19 Activity

Updated weekly

The chart below shows counties according to COVID-19 incidence (cases by population) over the last two weeks. Also see [weekly county incidence tables](#)

Mississippi COVID-19 Two-Week Cases* Incidence Rate**
over 4/20/21 - 5/3/21

Mississippi

Two-Week
New Cases*

2921

Total Cases* through
5/3/21

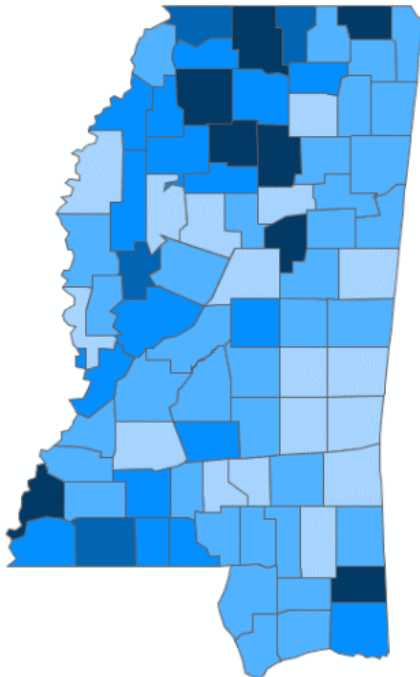
313,067

Two-Week Cases* Incidence
Rate Per 100,000

98.1

Percent Change

0.9%



● <50 ● 50 to 100 ● 100 to 150 ● 150 to 200 ● >200

County	Two-Week New Cases	Two-Week Cases Rate Per 100,000	Cases to Date	Percent Change
ADAMS	97	316.0	2,746	4.0%
GEORGE	63	257.1	2,468	3.0%
PANOLA	76	222.3	4,563	2.0%
CALHOUN	31	215.9	1,701	2.0%
YALOBUSHA	26	214.7	1,634	2.0%
MARSHALL	74	209.7	4,408	2.0%
ALCORN	77	208.4	3,114	3.0%
CHOCTAW	17	207.1	762	2.0%

* Cases based on **Event Date**. Event date is date of onset, date of collection, or date of report to MSDH; updated as cases are investigated.

** Rate calculation is based on cumulative cases of past two weeks per 100,000 population.

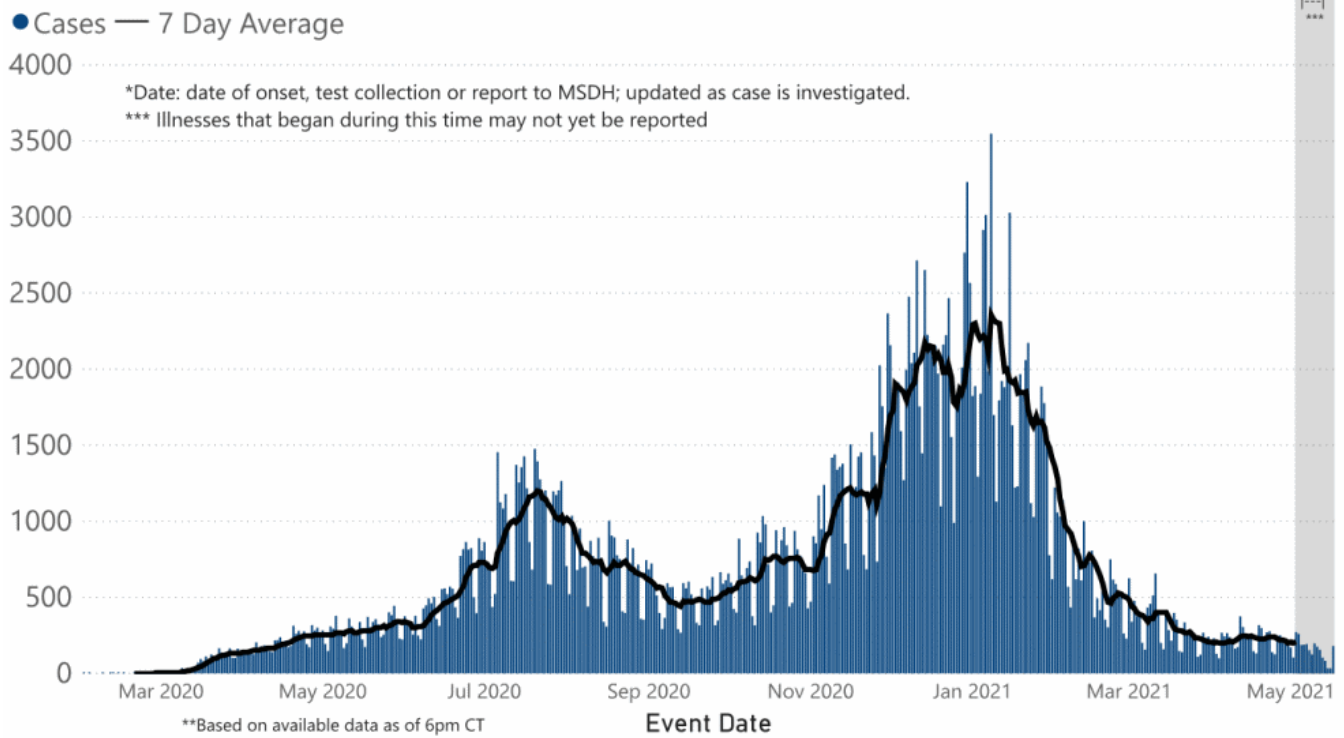
Daily Statewide Data Charts

Our state case map and other data charts are also available in interactive form.

▶ [View interactive epidemiological and surveillance charts](#)

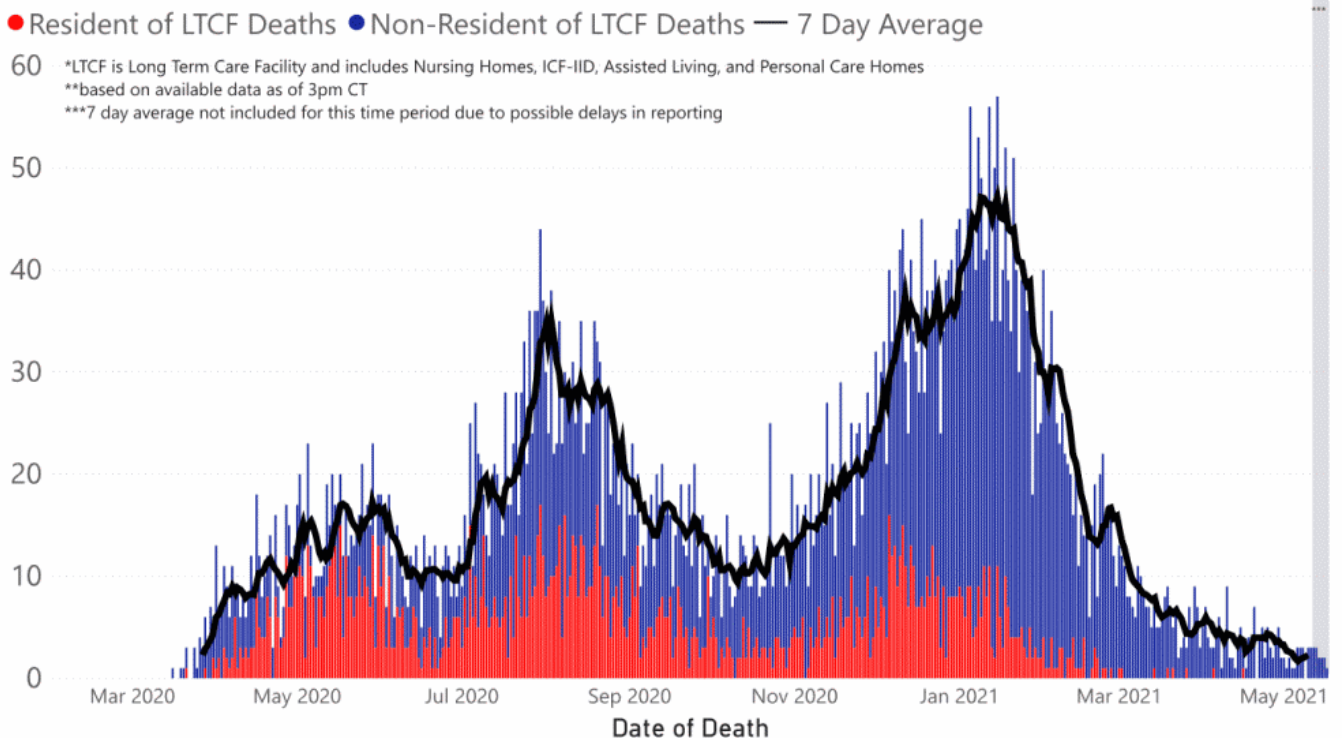
The charts below are based on available data at the time of publication. Charts do **not** include cases where insufficient details of the case are known.

COVID-19 Cases by Date* through May 17, 2021**, Mississippi



Note: Values up to two weeks in the past on the chart of Cases by Date above can change as we update it with new information from disease investigation.

COVID-19 LTCF* and Non-LTCF Deaths by Date of Death through May 17, 2021**, Mississippi



Weekly Statewide Data Charts

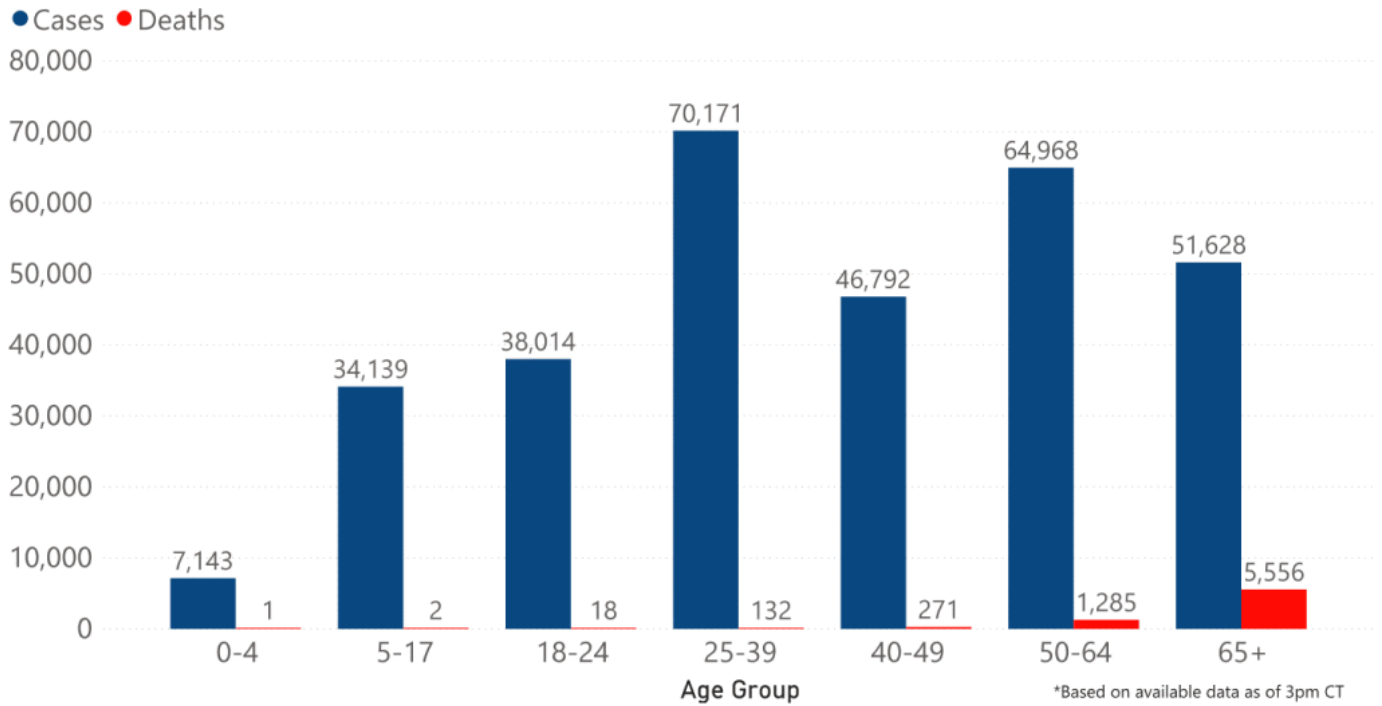
Includes:

- Cases, deaths and hospitalizations, analyzed by age, race/ethnicity, gender and other factors

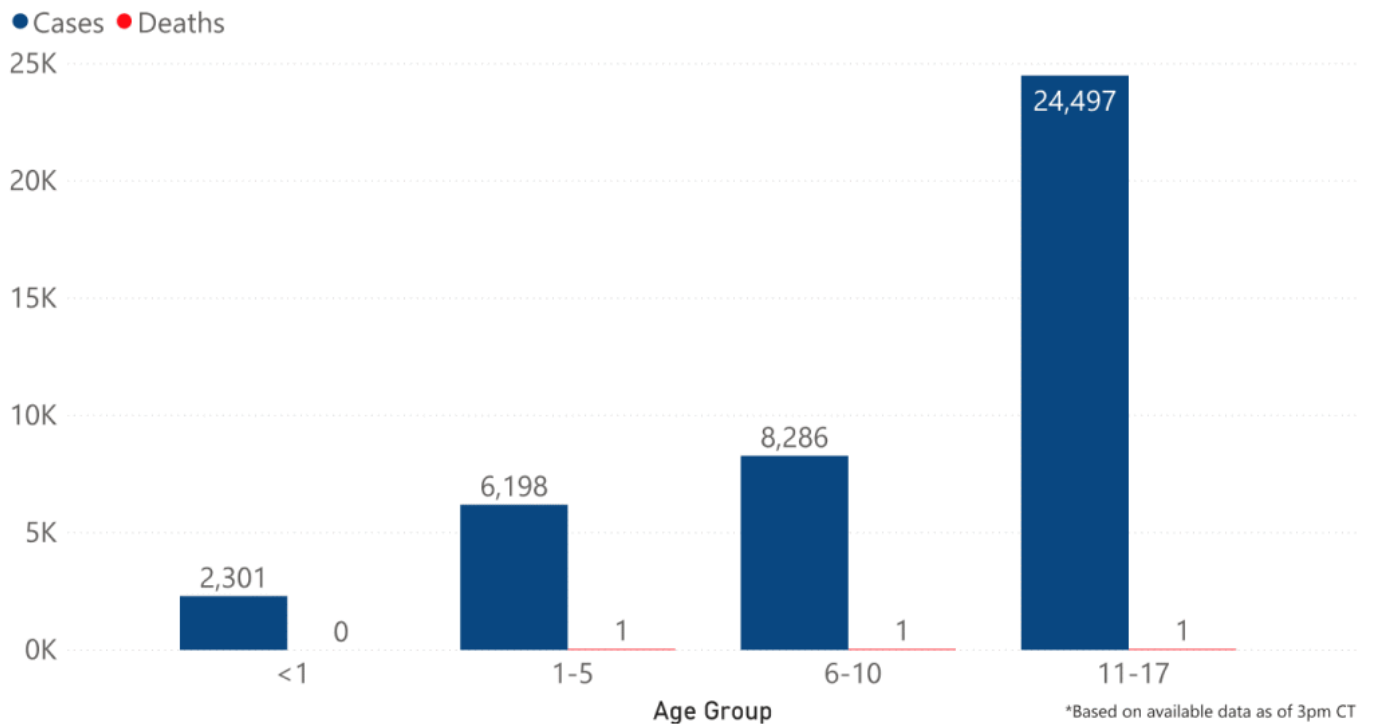
- MIS-C cases and deaths
- Counties with high COVID-19 cases and incidence
- Syndromic surveillance

▼ All weekly charts

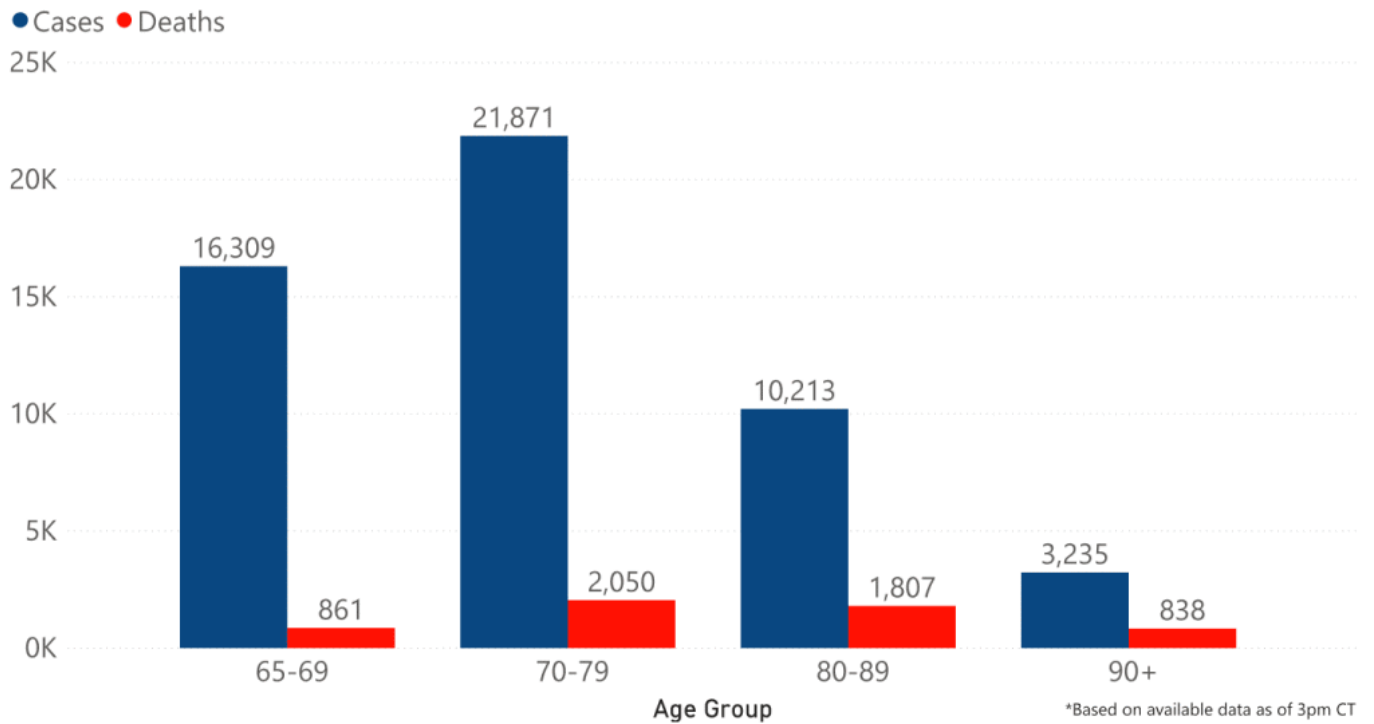
COVID-19 Cases and Deaths by Age Group through May 17, 2021*, Mississippi



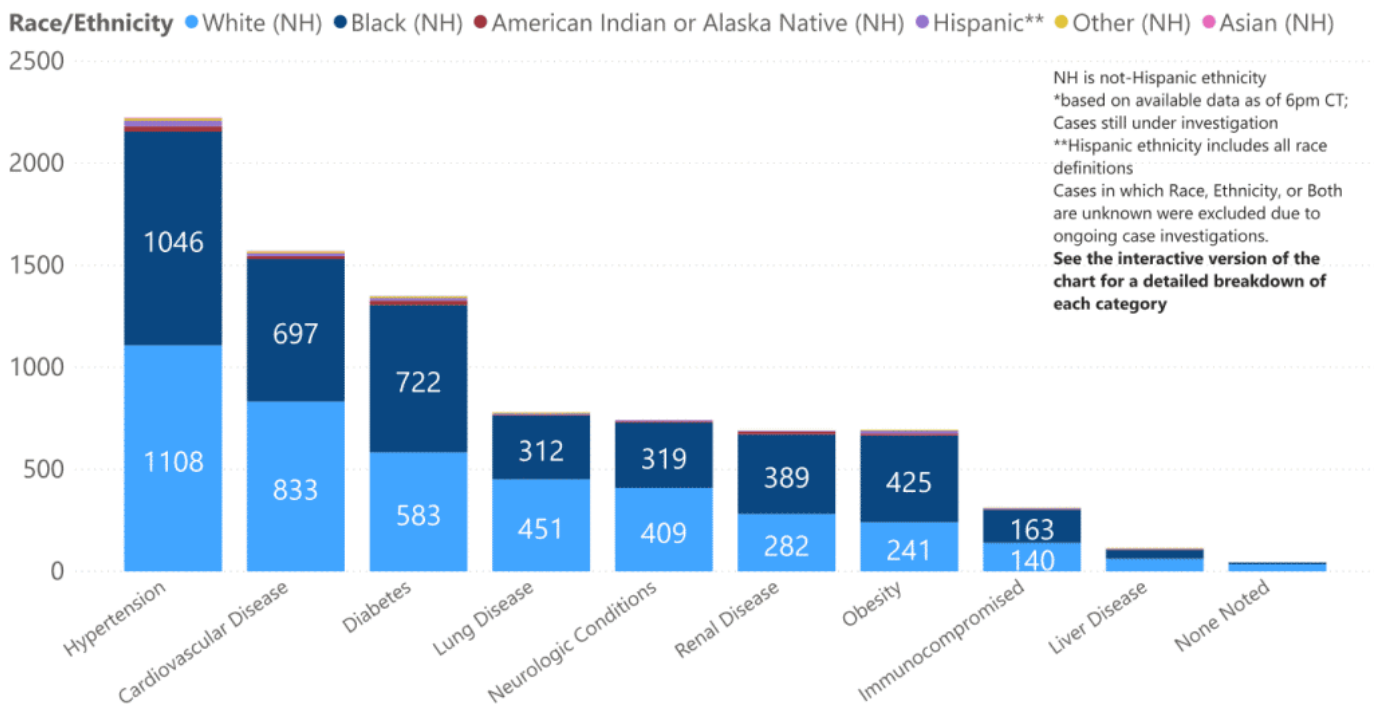
COVID-19 Pediatric Cases and Deaths by Age Group through May 17, 2021*, Mississippi



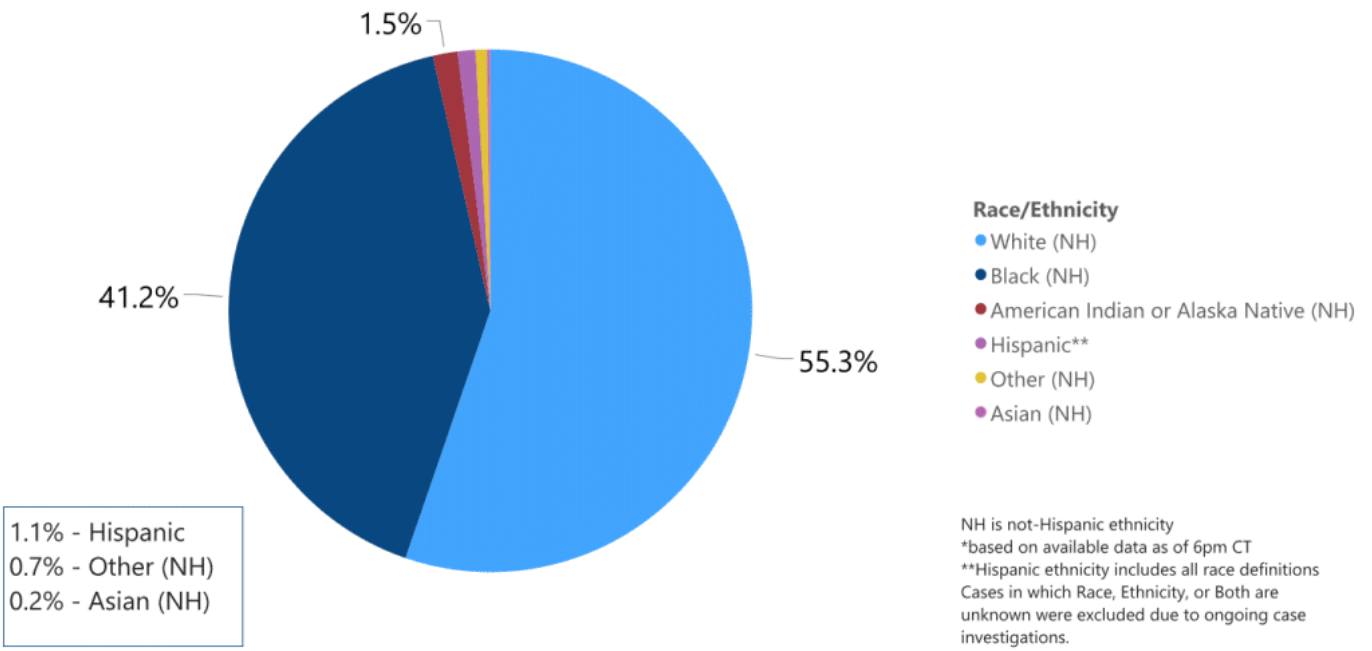
COVID-19 Geriatric Cases and Deaths by Age Group through May 17, 2021*, Mississippi



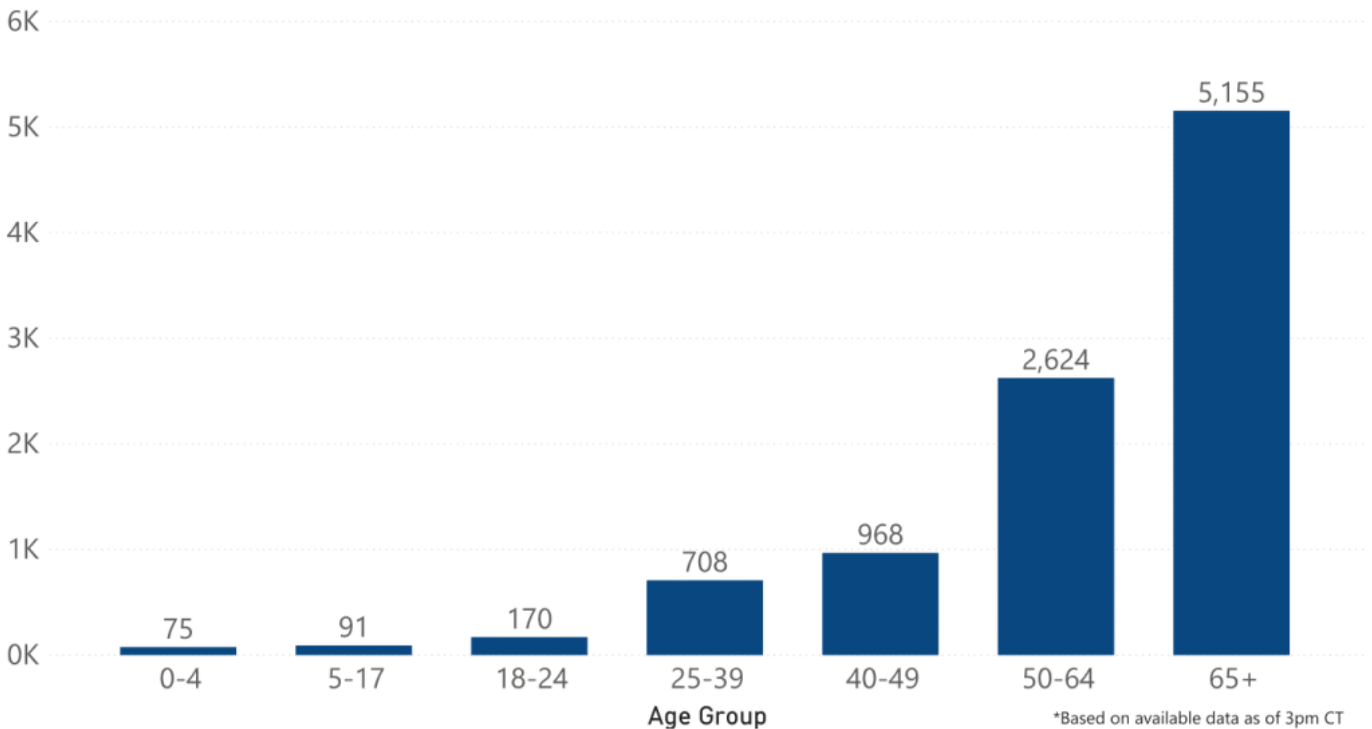
COVID-19 Underlying Conditions in Deaths by Race/Ethnicity through May 17, 2021*, Mississippi



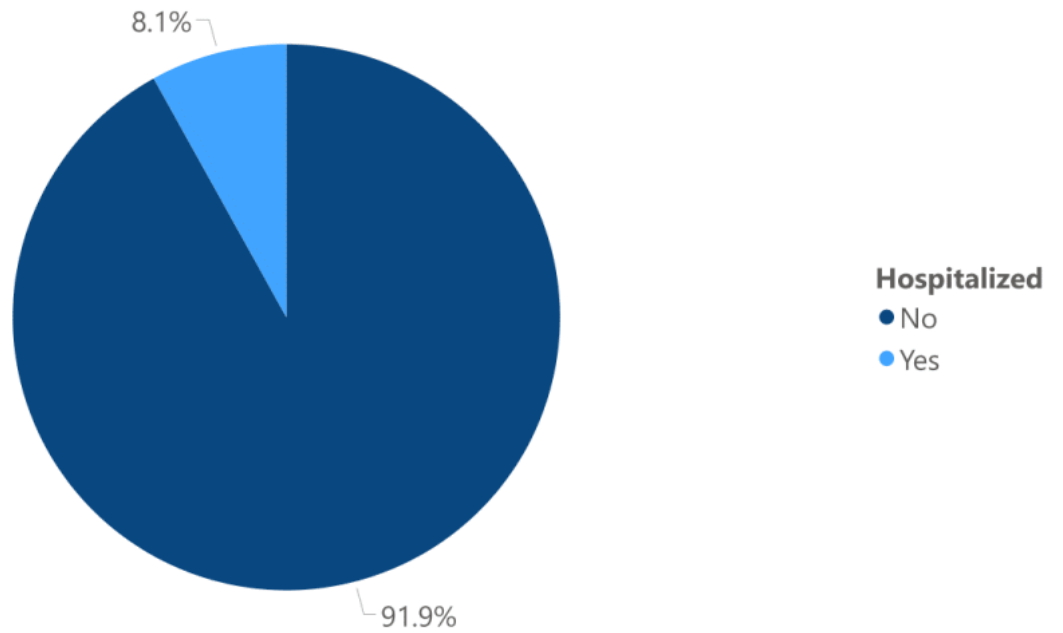
COVID-19 Deaths by Race/Ethnicity through May 17, 2021*, Mississippi



COVID-19 Hospitalized Cases by Age through May 17, 2021*, Mississippi



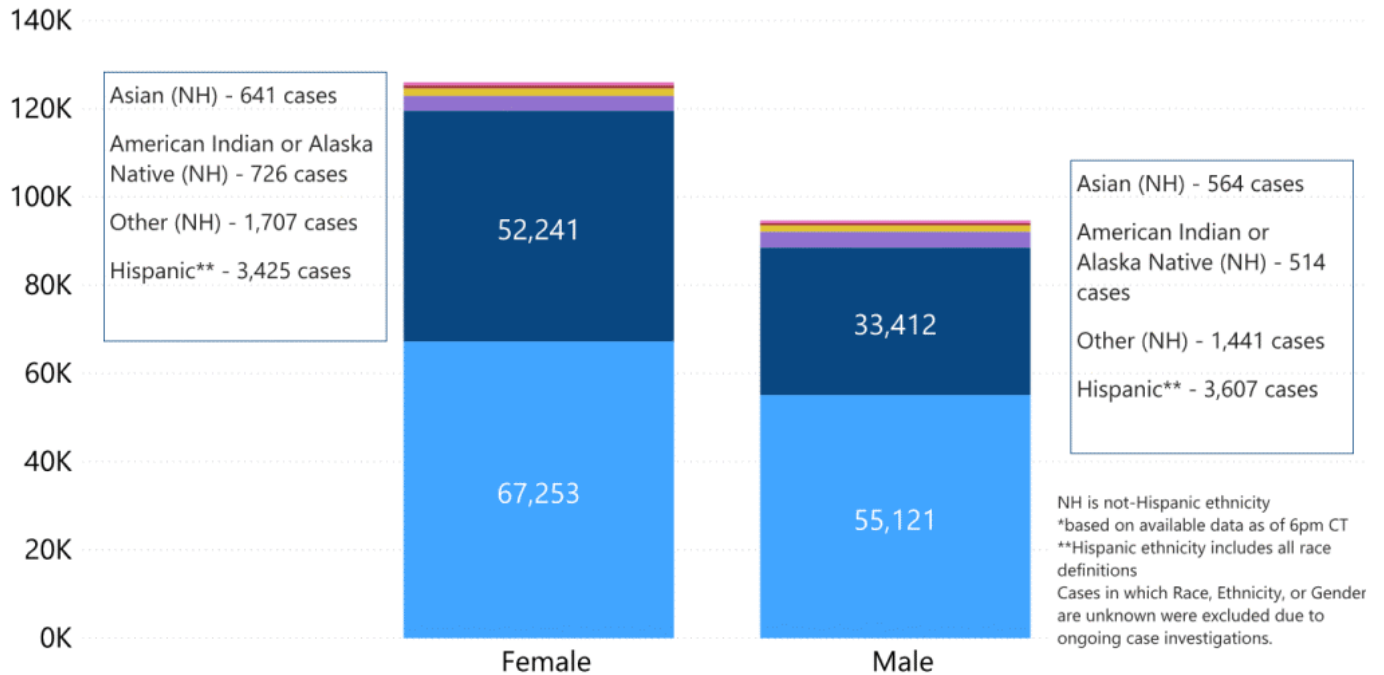
COVID-19 Cumulative Hospitalizations-Invstigated Cases May 17, 2021 *



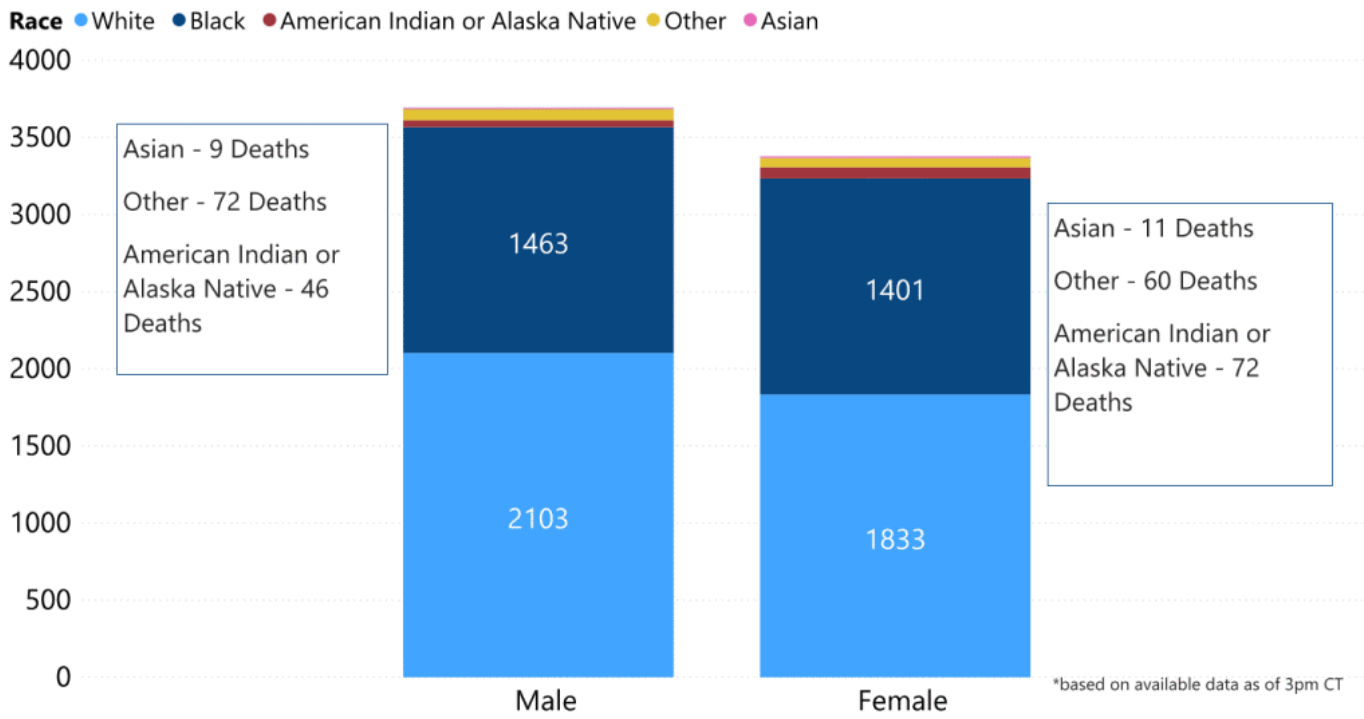
* Cases in which hospitalization is unknown were excluded due to ongoing case investigations; based on available data as of 3pm CT

COVID-19 Cases by Race/Ethnicity and Gender through May 17, 2021*, Mississippi

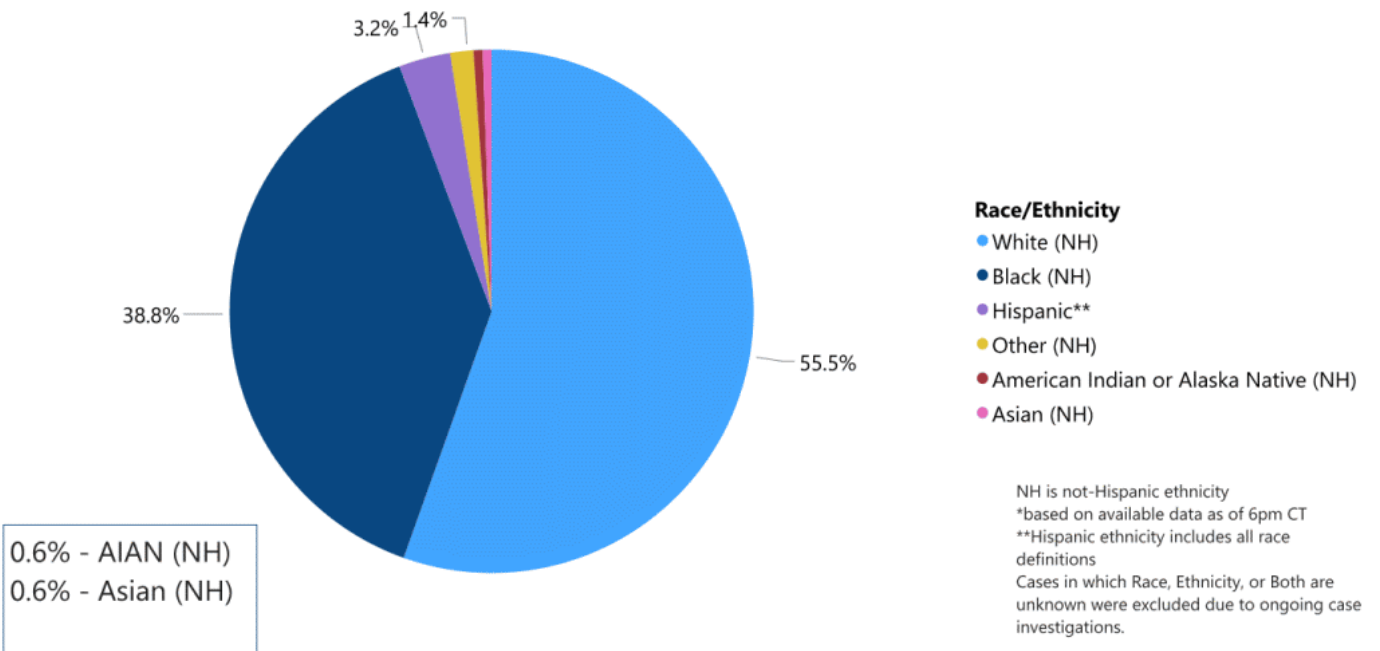
Race/Ethnicity ● White (NH) ● Black (NH) ● Hispanic** ● Other (NH) ● American Indian or Alaska Native (NH) ● Asian (NH)



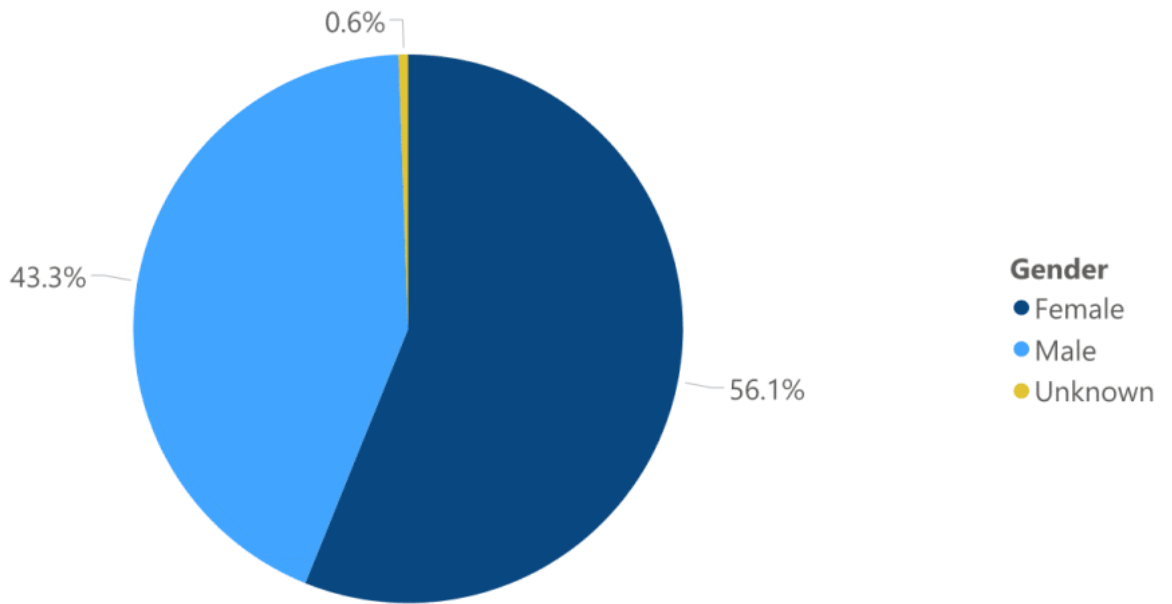
COVID-19 Deaths by Race and Gender through May 17, 2021*, Mississippi



COVID-19 Cases by Race/Ethnicity through May 17, 2021*, Mississippi



COVID-19 Cases by Gender through May 17, 2021*, Mississippi



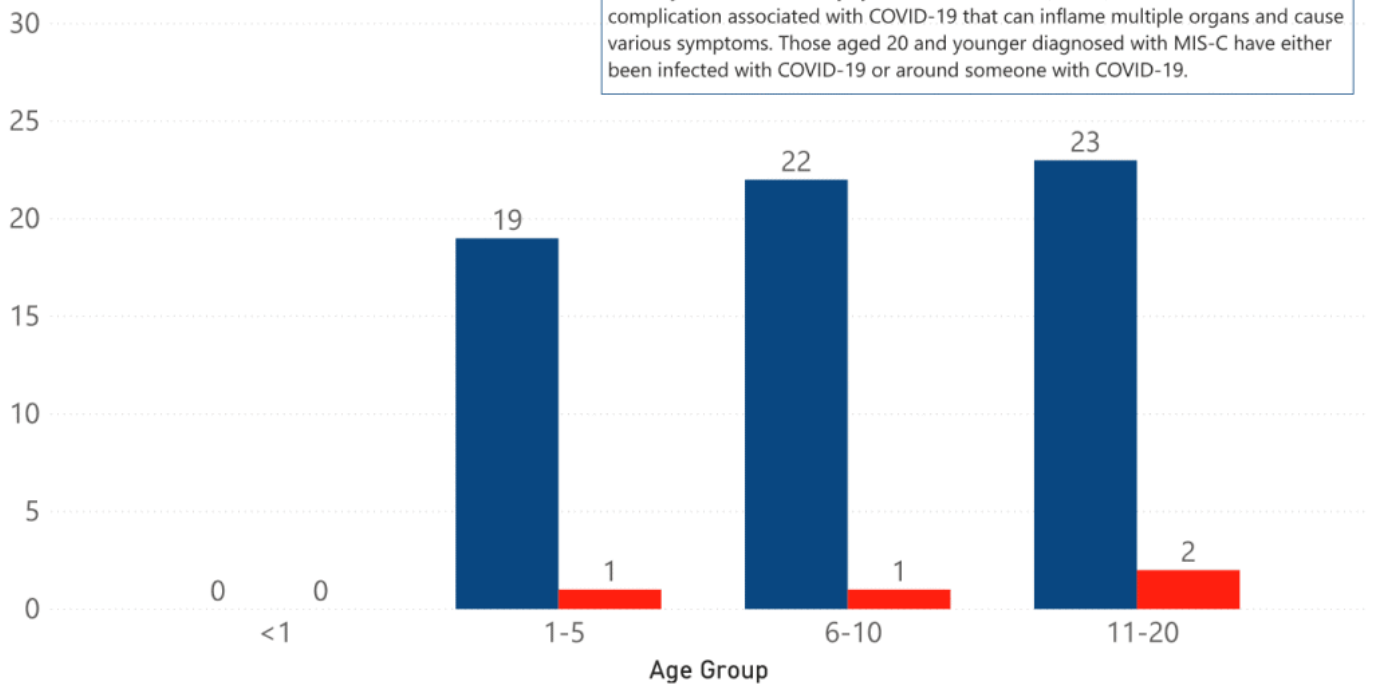
*Based on available data as of 3pm CT

Weekly Pediatric MIS-C Cases and Deaths

[Multisystem inflammatory syndrome in children \(MIS-C\)](#) is a rare but serious condition associated with COVID-19 that causes inflammation in many body parts, including the heart and other vital organs.

MIS-C* Cases and Deaths by Age Group through May 17, 2021, Mississippi

● MIS-C Cases ● MIS-C Deaths



*Multisystem inflammatory syndrome in children (MIS-C): A rare but serious complication associated with COVID-19 that can inflame multiple organs and cause various symptoms. Those aged 20 and younger diagnosed with MIS-C have either been infected with COVID-19 or around someone with COVID-19.

Weekly High Case and High Incidence Counties

Tracking counties with recent high numbers of COVID-19 cases, adjusted for population, provides insight on where local outbreaks are most serious, and where protective measures should be increased. For more accurate reporting, these weekly charts include sample collection dates only up to seven days in the past to allow for case investigation and delays in lab test reports.

Cases counts in these charts is based on the date of illness onset. If the date of illness is not known, the date the test sample was taken, or the date of test result reporting is used instead. Counts are adjusted as cases are investigated.

Counties are ranked by two-week case counts, and by two-week incidence (cases proportional to population). A separate table ranking all counties is also available. **All tables updated weekly.**

► [Full tables of counties ranked by weekly incidence and cases](#) PDF

COVID-19 High Incidence MS Counties Over 2 Week Period (April 27-May 10, 2021*)					
County	Cases (April 27-May 10)	Cases per 100,000 (April 27-May 10)	Cases to Date (through May 10)	Cases per 100,000 Total	Percent Change
ADAMS	173	563.6	2918	9507.1	6%
QUITMAN	17	250.3	812	11955.2	2%
YALOBUSHA	30	247.8	1646	13594.3	2%
MARSHALL	83	235.2	4524	12818.0	2%
HUMPHREYS	18	223.2	968	12004.0	2%
LEAKE	42	184.3	2681	11766.0	2%
PANOLA	61	178.4	4593	13433.0	1%
COVINGTON	33	177.1	2594	13919.3	1%
CALHOUN	25	174.1	1706	11879.4	1%
DESOTO	316	170.9	21836	11806.8	1%
CHOCTAW	12	146.2	763	9293.5	2%
GEORGE	35	142.9	2483	10134.7	1%

*based on available data as of 3pm CT
 Cases based on test date. Cases without test date excluded due to ongoing investigations.
 Table will be updated weekly. A one week lag is used for reporting.

COVID-19 High Case MS Counties Over 2 Week Period (April 27-May 10, 2021*)

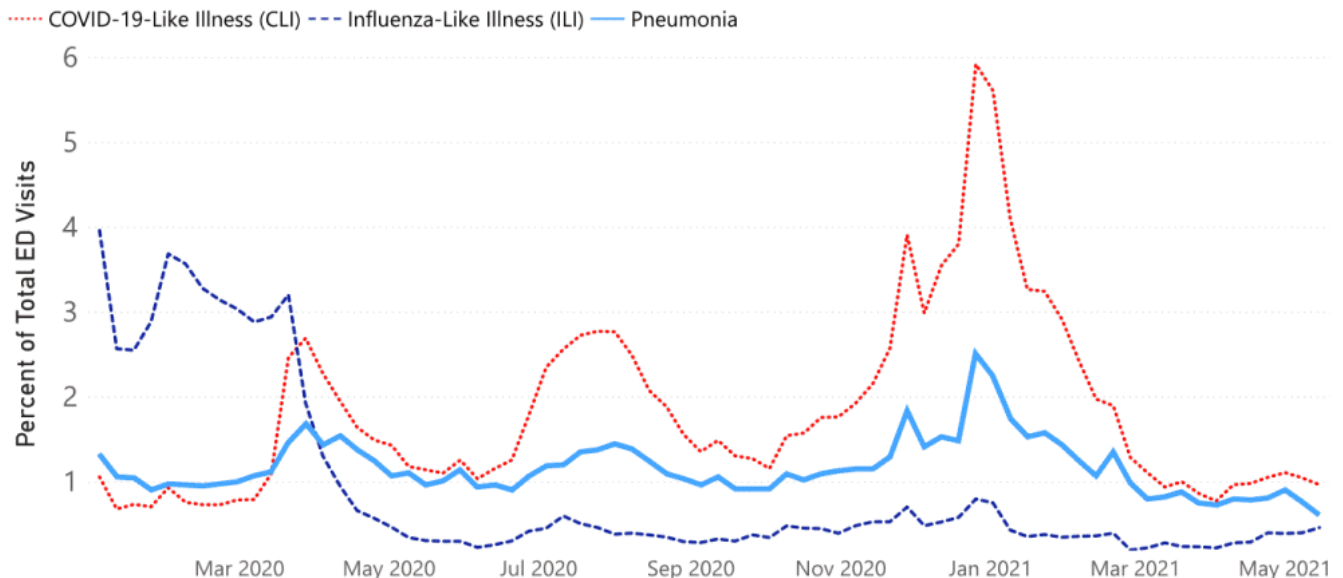
County	Cases (April 27-May 10)	Cases per 100,000 (April 27-May 10)	Cases to Date (through May 10)	Cases per 100,000 Total	Percent Change
DESOTO	316	170.9	21836	11806.8	1%
HARRISON	197	94.7	17925	8614.5	1%
ADAMS	173	563.6	2918	9507.1	6%
HINDS	167	72.0	20360	8781.9	1%
RANKIN	129	83.1	13630	8778.2	1%
JACKSON	96	66.8	13441	9358.9	1%
MARSHALL	83	235.2	4524	12818.0	2%
MADISON	68	64.0	10095	9499.2	1%
PANOLA	61	178.4	4593	13433.0	1%
FORREST	59	78.8	7681	10255.4	1%
LAFAYETTE	58	107.4	6196	11470.0	1%
LOWNDES	53	90.5	6402	10925.8	1%

*based on available data as of 3pm CT
 Cases based on test date. Cases without test date excluded due to ongoing investigations.
 Table will be updated weekly. A one week lag is used for reporting.

Syndromic Surveillance

Emergency department visits by those with symptoms characteristic of COVID-19, influenza and pneumonia, updated weekly.

Percentage of Emergency Department and Clinic visits for CLI, ILI, and Pneumonia Cases Weekly Statewide Summary, January 4, 2020 - May 15, 2021



*The graph represents syndromic surveillance data from emergency department visits, reported electronically by hospitals throughout the state, that are consistent with COVID-19-Like Illness (CLI), Influenza-Like Illness (ILI), and Pneumonia. Based on available data as of 6pm CT. Graph will be updated weekly.

Estimated Recoveries

Presumed COVID-19 cases recovered, estimated weekly (does not include cases still under investigation).

COVID-19 Presumed Recovered Cases through May 17, 2021, Mississippi

305,388

Presumed Recovered*

*Reflects Provisional Estimates. Presumed Recovered if:

- 1) It has been 14 days or more since the case tested positive, if they were not hospitalized
- 2) It has been 21 days or more since the case tested positive, if they were hospitalized or hospitalization was unknown.

All deaths excluded. Presumed recovered counts will be updated weekly.

U.S. and World Cases

- ▶ [COVID-19 cases in the United States \(CDC\)](#)
- ▶ [U.S. COVID-19 Tracker \(CDC\)](#)
- ▶ [COVID-19 Global Case Map \(Johns Hopkins University\)](#)

COVID-19 Testing

Statewide Combined Testing as of May 16

COVID-19 testing providers around the state include commercial laboratories, hospital labs and the MSDH Public Health Laboratory results from all these sources are combined in the table below. (Updated weekly)

PCR testing detects current, active COVID-19 infection in an individual.

Antibody (serology) testing identifies individuals with past COVID-19 infection based on antibodies they develop one to three weeks after infection.

Antigen testing is another way to identify current COVID-19 infection.

PCR tests	1,801,389
Serology (antibody) tests	93,578
Antigen tests	867,785
Total tests	2,762,752

Prevention and Guidance for Individuals and the Community

- ▶ [Preventive steps to take, recommendations, guidance and general information on COVID-19](#)

Last reviewed on Mar 5,

2020

[error on this](#)

[email page](#)

[print](#)

Related resources

- ▶ [Free COVID-19 Testing and Local Testing Providers](#)
- ▶ [COVID-19 Guidance and Prevention for Individuals and the Community](#)
Updated May 18, 2021

More topics

- ▶ [\[Espanol, Tieng Viet, ASL \]](#)
- ▶ [County Data](#)
- ▶ [Handouts and Posters](#)
- ▶ [Healthcare Professionals](#)
- ▶ [Interactive Maps and Charts](#)
- ▶ [Prevention and Safety Guidance](#)
- ▶ [School Cases and Outbreaks](#)
- ▶ [Statewide COVID-19 Data](#)
- ▶ [Testing for COVID-19](#)
- ▶ [Vaccination Against COVID-19](#)

Get COVID-19 e-mail updates daily with our free newsletter:



Free COVID-19 Rapid Testing

Free drive-through testing open to the public
No symptoms required for college students and others

[Check our weekly schedule of free testing locations statewide](#)

[FULL INFORMATION](#)

AGENCY

[About Us](#)

[Administration](#)

[Board of Health](#)

[County Offices](#)

[Institutional Review](#)

[Jobs](#)

[Locations](#)

[Public Health Laboratory](#)

[RFPs/Grants](#)

[More »](#)

[Intranet](#)

[OHIT+ER Service Center](#)

[Webmail](#)

INFORMATION

[Apps](#)

[Calendar of Events](#)

[Contact Us](#)

[Meetings](#)

[Health Resources](#)

[Hotlines](#)

[Locations](#)

[News](#)

[Newsletter](#)

[Phone Numbers](#)

[Español](#)

I NEED A ...

[Birth Certificate](#)

[Certificate of Need](#)

[Children's Health Insurance](#)

[Complaint Form](#)

[Criminal History Check](#)

[Death Certificate](#)

[Divorce Record](#)

[Food Permit](#)

[Immunization Record](#)

[J-1 Visa](#)

[License Verification](#)

[Marriage Record](#)

[Professional License](#)

[Public Records Request](#)

[Wastewater Application](#)

PUBLICATIONS

[Annual Report](#)

[CON Weekly Reports](#)

[Health Facilities Directory](#)

[Mississippi Morbidity Reports](#)

[Public Health Report](#)

[State Health Plan](#)

Strategic Plan

[More »](#)

Mississippi State Department of Health • 570 East Woodrow Wilson Dr • Jackson, MS 39216 • 866-HLTHY4U • [Contact and information](#)

