

Menu



## Coronavirus Disease 2019 (COVID-19)

Updated May 21, 2021

### Healthcare Professionals

Guidance and more →

- ▶ [Healthcare guidance](#)
- ▶ [Electronic reporting](#)
- ▶ [Vaccine providers](#)
- ▶ [Specimens](#)
- ▶ [Lab dropoff](#)
- ▶ [Facilities guidance](#)
- ▶ [MS-HAN Alerts](#)

#### [ALL HEALTHCARE](#)

### Current Cases and Statistics

County and state data →

- ▶ [Latest update](#)
- ▶ [State data and reports](#)
- ▶ [County data](#)
- ▶ [Charts and maps](#)
- ▶ [Hospitalizations](#)
- ▶ [Lab testing](#)
- ▶ [Recoveries](#)

#### [ALL STATISTICS](#)

### Vaccination, Safety and Testing

Stopping the spread →

- ▶ [Vaccinations](#)
- ▶ [Getting tested](#)
- ▶ [Personal protection](#)
- ▶ [Gatherings and events](#)

- ▶ [Business and community](#)
- ▶ [School guidelines](#)
- ▶ [Long-term care facilities](#)

## ALL GUIDANCE

## General Information

- ▶ Mississippi COVID-19 Hotline (7 days a week, 7 a.m.–7 p.m.): **877-978-6453**
- ▶ Homebound persons: For assistance with COVID-19 vaccination, send e-mail to [COVIDHomebound@msdh.ms.gov](mailto:COVIDHomebound@msdh.ms.gov)
- ▶ [COVID-19 overview, questions and answers, and resources in other languages](#)
- ▶ [Mississippi COVID-19 Vaccine Confidence Report](#)

## COVID-19 in Mississippi

### New Cases and Deaths as of May 20

#### NEW CASES

**105**

New COVID-19 positive test results reported to MSDH as of 3 p.m. yesterday.

#### TOTAL MISSISSIPPI CASES

**316,272**

- ▶ [Totals by county](#)

#### NEW DEATHS

**1**

New COVID-19 related deaths reported to MSDH as of 3 p.m. yesterday.

One death occurred on May 19 in the county below:

- ▶ [County list](#)

#### TOTAL MISSISSIPPI DEATHS

**7,279**

## LTC OUTBREAKS

25

Current outbreaks in long-term care (LTC) facilities only. (See [LTC facility outbreak definition](#).)

**About our case counts:** We currently update our case totals each weekday based on test results from the previous day (or weekend). Outside laboratories also report positive test results to us, which are included in our totals. Multiple positive tests for the same individual are counted only once. County case numbers and deaths may change as investigation finds new or additional information.

## Statewide COVID-19 Data and Reports

- [Mississippi COVID-19 Vaccination Report](#) PDF  
Vaccinations distributed and administered as reported to MSDH by vaccination providers
- [COVID-19 cases by variant type](#) PDF  
COVID-19 variant cases by county, updated weekly
- [K-12 School Reports](#)  
Weekly COVID-19 cases, outbreaks and exposure reported by Mississippi schools
- [Long-Term Care Facility and Residential Care Facility COVID-19 Reports](#)  
Data reported directly to MSDH by the facility; cases and deaths in these reports may not yet be included in our totals of lab-reported cases.
- [Ongoing Outbreaks in Nursing Homes](#)  
A wide variety of data from the Centers for Medicare and Medicaid (CMS)
- [Deaths from COVID-19 and Other Causes](#) PDF  
Provisional counts by week of deaths from COVID-19, pneumonia/influenza, and heart disease
- [Laboratory Testing](#)  
Number and type of COVID-19 tests performed
- [Statewide data charts](#)

## County COVID-19 Data

### Data Snapshots for Individual Counties

- [Weekly COVID-19 snapshots for each Mississippi county](#)

### Race and Ethnicity

- [Total COVID-19 cases and deaths by county, race and ethnicity](#) PDF  
Current and past data tables, updated weekdays

### High Cases and Incidence

- [Map of Mississippi counties by incidence rate](#)
- [Table of counties ranked by weekly cases and incidence](#)

## Variant Strains

- ▶ [COVID-19 cases by variant type](#) PDF  
cases by county, updated weekly

## Cumulative Cases and Deaths by County

Totals of all reported COVID-19 cases, including those in long-term care (LTC) facilities.

Long-term care case and death totals by county are undergoing data review and are not currently available.

*The numbers in this table are provisional. County case and deaths totals may change as investigation finds new or additional information.*

County	Total Cases	Total Deaths
<a href="#">Adams</a>	2954	82
<a href="#">Alcorn</a>	3152	71
<a href="#">Amite</a>	1242	42
<a href="#">Attala</a>	2146	73
<a href="#">Benton</a>	1016	25
<a href="#">Bolivar</a>	4810	132
<a href="#">Calhoun</a>	1720	32
<a href="#">Carroll</a>	1220	29
<a href="#">Chickasaw</a>	2089	59
<a href="#">Choctaw</a>	772	18
<a href="#">Claiborne</a>	1025	30
<a href="#">Clarke</a>	1786	80
<a href="#">Clay</a>	1859	54
<a href="#">Coahoma</a>	2969	79
<a href="#">Copiah</a>	2984	65
<a href="#">Covington</a>	2621	81
<a href="#">De Soto</a>	21972	260
<a href="#">Forrest</a>	7732	152
<a href="#">Franklin</a>	843	23
<a href="#">George</a>	2497	48
<a href="#">Greene</a>	1307	33
<a href="#">Grenada</a>	2625	87
<a href="#">Hancock</a>	3817	87
<a href="#">Harrison</a>	18036	312
<a href="#">Hinds</a>	20426	416
<b>Total</b>	<b>316,272</b>	<b>7,279</b>

County	Total Cases	Total Deaths
Holmes	1893	74
Humphreys	970	33
Issaquena	169	6
Itawamba	3024	77
Jackson	13493	248
Jasper	2213	48
Jefferson	657	28
Jefferson Davis	1073	33
Jones	8397	163
Kemper	959	28
Lafayette	6231	119
Lamar	6266	86
Lauderdale	7215	240
Lawrence	1304	24
Leake	2696	74
Lee	9995	175
Leflore	3501	125
Lincoln	3984	111
Lowndes	6424	148
Madison	10152	218
Marion	2701	80
Marshall	4544	104
Monroe	4129	134
Montgomery	1277	42
Neshoba	4047	178
Newton	2472	62
Noxubee	1269	34
Oktibbeha	4639	98
Panola	4618	108
Pearl River	4540	146
Perry	1263	38
Pike	3338	106
<b>Total</b>	<b>316,272</b>	<b>7,279</b>

County	Total Cases	Total Deaths
Pontotoc	4221	73
Prentiss	2807	60
Quitman	815	16
Rankin	13698	278
Scott	3172	74
Sharkey	503	17
Simpson	2958	89
Smith	1631	34
Stone	1834	33
Sunflower	3374	91
Tallahatchie	1791	41
Tate	3385	84
Tippah	2897	68
Tishomingo	2283	67
Tunica	1064	26
Union	4124	76
Walthall	1344	45
Warren	4408	121
Washington	5368	134
Wayne	2636	42
Webster	1146	32
Wilkinson	680	31
Winston	2282	81
Yalobusha	1659	38
Yazoo	3119	70
<b>Total</b>	<b>316,272</b>	<b>7,279</b>

## Case Classifications

Mississippi investigates and reports both probable and confirmed cases and deaths according to the [CSTE case definition](#).

	Confirmed	Probable	Total
Cases	193,772	122,500	<b>316,272</b>
Deaths	5,018	2,261	<b>7,279</b>

Confirmed cases and deaths are generally determined by positive PCR tests, which detect the presence of ongoing coronavirus infection.

Probable cases are those who test positive by other testing methods such as antibody or antigen, and have recent symptoms consistent with COVID-19, indicating a recent infection.

Probable deaths are those individuals with a designation of COVID-19 as a cause of death on the death certificate, but where no confirmatory testing was performed.

## Mississippi COVID-19 Data Charts and Maps

### Hospitalizations and Bed Availability

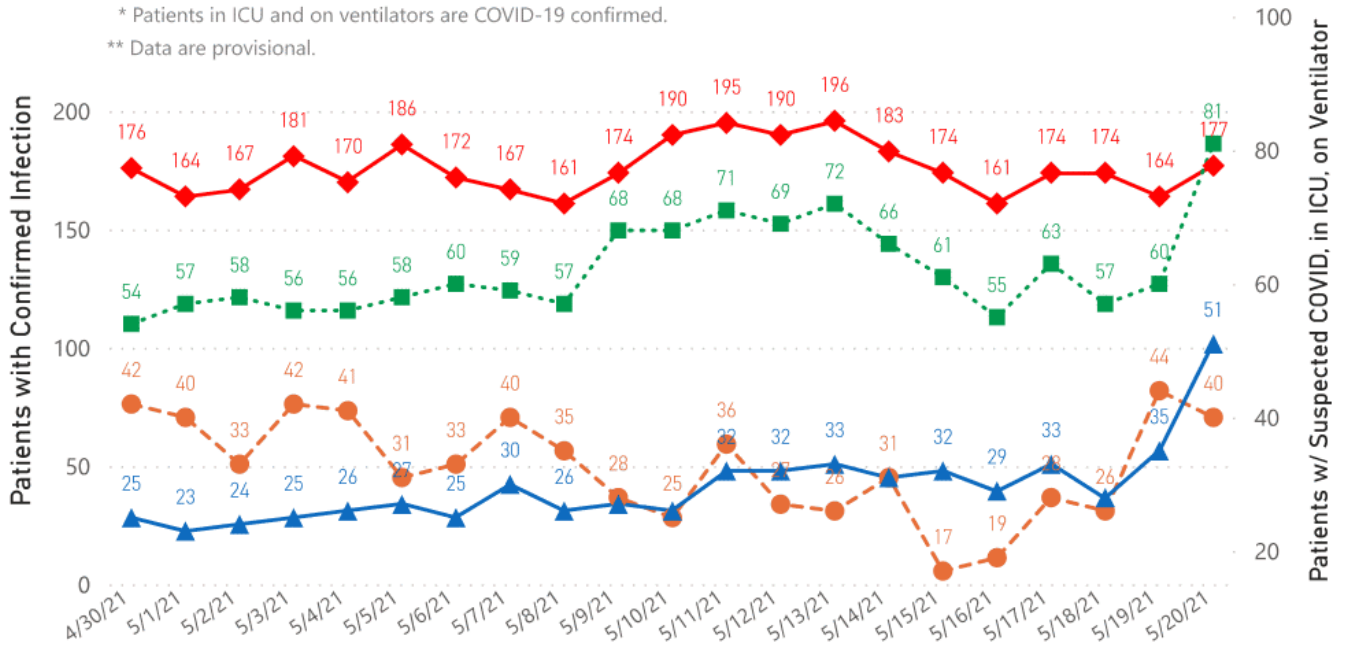
[View interactive hospitalization charts](#)

#### COVID-19 Hospitalizations Reported by MS Hospitals, 4/30/21 - 5/20/21 \*,\*\*

◆ Patients with Confirmed Infection ● Patients with Suspected Infection ■ Patients in an ICU ▲ Patients on Ventilators

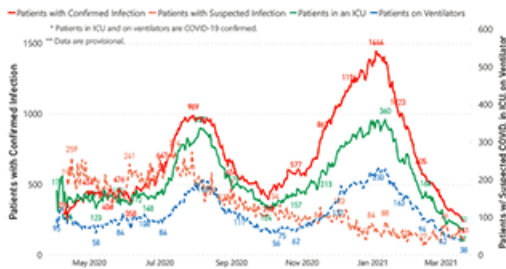
\* Patients in ICU and on ventilators are COVID-19 confirmed.

\*\* Data are provisional.



### Hospitalization Trend to Date

Updated weekly



### Hospital Bed Availability

Updated weekdays (interactive)



## Case and Incidence Maps

[View all interactive maps](#)

## Recent COVID-19 Activity

*Updated weekly*

The chart below shows counties according to COVID-19 incidence (cases by population) over the last two weeks. Also see [weekly county incidence tables](#)

### Mississippi COVID-19 Two-Week Cases\* Incidence Rate\*\* over 4/27/21 - 5/10/21

## Mississippi

Two-Week New Cases\*

**2726**

Total Cases\* through 5/10/21

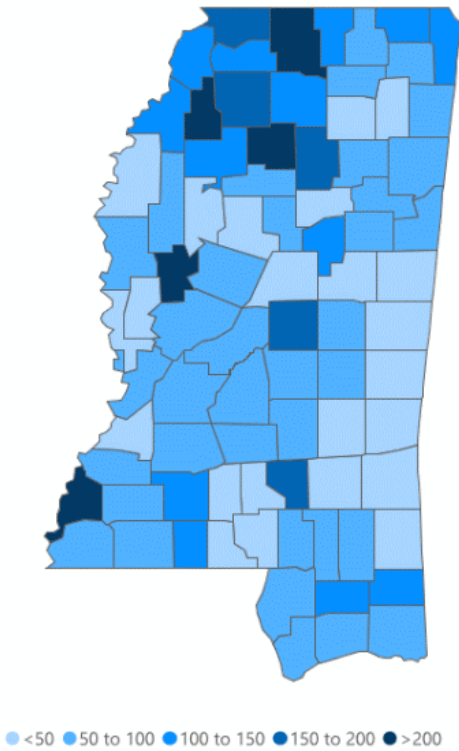
**314,871**

Two-Week Cases\* Incidence Rate Per 100,000

**91.6**

Percent Change

**0.9%**



County	Two-Week New Cases	Two-Week Cases Rate Per 100,000	Cases to Date	Percent Change
ADAMS	173	563.6	2,918	6.3%
QUITMAN	17	250.3	812	2.1%
YALOBUSHA	30	247.8	1,646	1.9%
MARSHALL	83	235.2	4,524	1.9%
HUMPHREYS	18	223.2	968	1.9%
LEAKE	42	184.3	2,681	1.6%
PANOLA	61	178.4	4,593	1.3%
COVINGTON	33	177.1	2,594	1.3%

\* Cases based on **Event Date**. Event date is date of onset, date of collection, or date of report to MSDH; updated as cases are investigated.

\*\* Rate calculation is based on cumulative cases of past two weeks per 100,000 population.

## Cumulative COVID-19 Cases



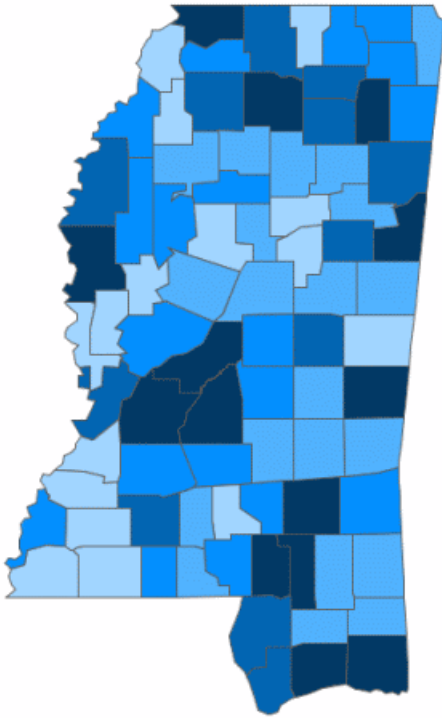
Total cases and deaths by county since the start of the pandemic. Also see [weekly estimate of recoveries](#)

Mississippi COVID-19  
Cases and Deaths by Race with Ethnicity  
as of 3 pm CT, May 20, 2021

# Mississippi

Total Cases

**316,272**



● 1 to 1250 ● 1251 to 2500 ● 2501 to 3750 ● 3751 to 5000 ● >5000

	American Indian or Alaska Native	Asian	Black	White	Other	Unknown
Non Hispanic	1,244	1,209	86,035	122,965	3,169	2,636
Hispanic	64	40	448	2,044	3,728	755
Unknown Ethnicity	1,016	346	17,861	27,384	7,467	37,861

Total Deaths

**7,279**

	American Indian or Alaska Native	Asian	Black	White	Other	Unknown
Non Hispanic	92	12	2,502	3,349	43	19
Hispanic	1	1	9	33	23	2
Unknown Ethnicity	25	7	366	565	68	162

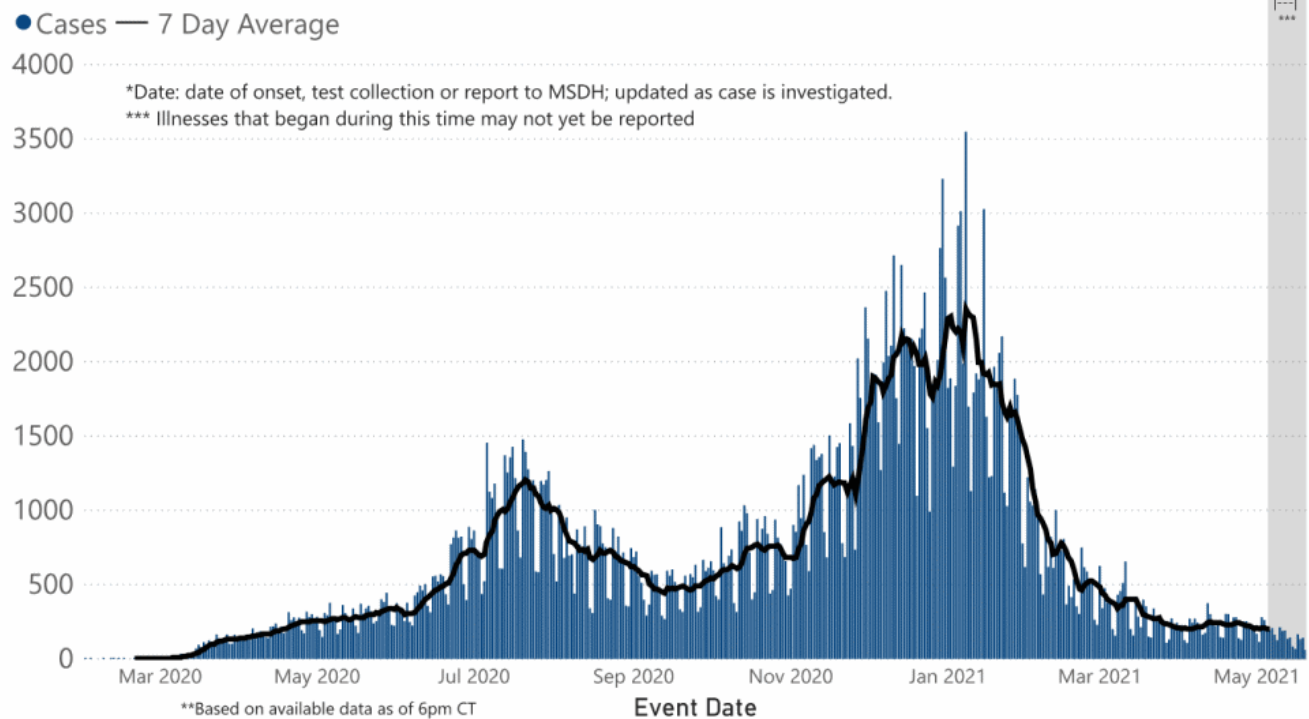
## Daily Statewide Data Charts

Our state case map and other data charts are also available in interactive form.

▶ [View interactive epidemiological and surveillance charts](#)

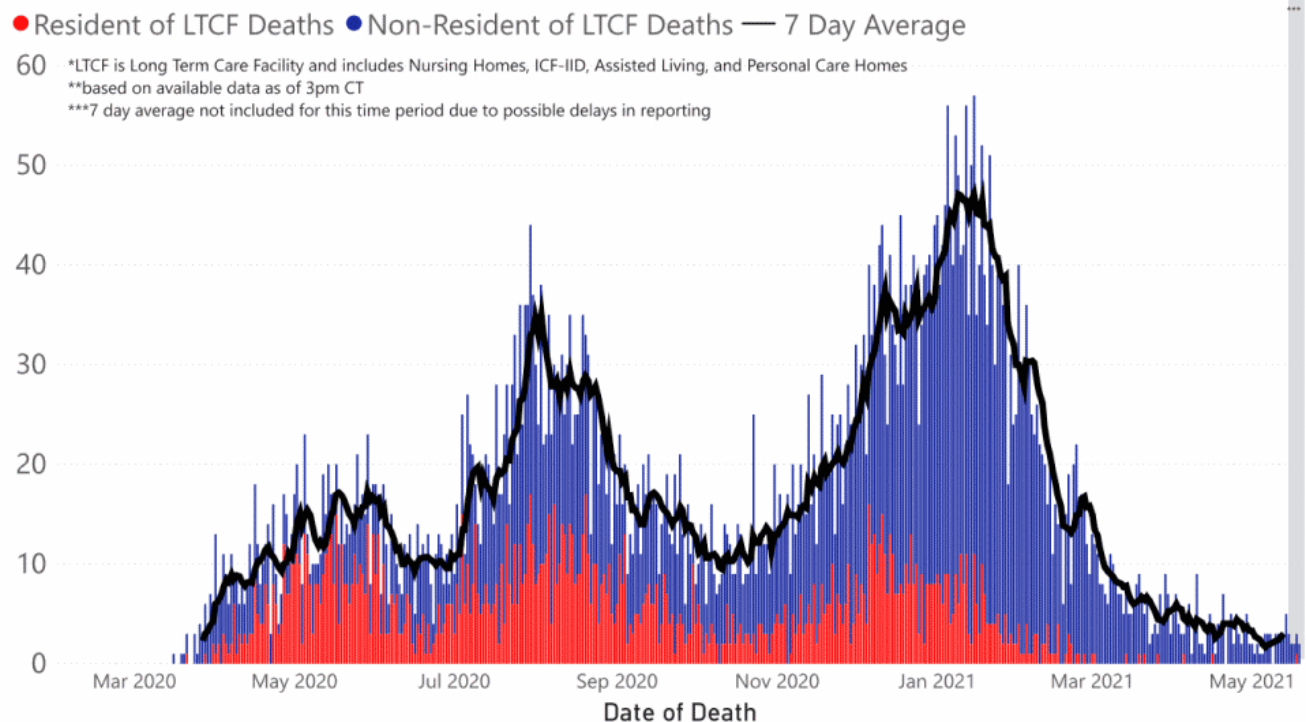
The charts below are based on available data at the time of publication. Charts do **not** include cases where insufficient details of the case are known.

## COVID-19 Cases by Date\* through May 20, 2021\*\*, Mississippi



**Note:** Values up to two weeks in the past on the chart of Cases by Date above can change as we update it with new information from disease investigation.

## COVID-19 LTCF\* and Non-LTCF Deaths by Date of Death through May 20, 2021\*\*, Mississippi



## Weekly Statewide Data Charts

Includes:

- Cases, deaths and hospitalizations, analyzed by age, race/ethnicity, gender and other factors

- MIS-C cases and deaths
- Counties with high COVID-19 cases and incidence
- Syndromic surveillance

▶ [All weekly charts](#)

## Estimated Recoveries

Presumed COVID-19 cases recovered, estimated weekly (does not include cases still under investigation).

### COVID-19 Presumed Recovered Cases through May 17, 2021, Mississippi

**305,388**  
Presumed Recovered\*

\*Reflects Provisional Estimates. Presumed Recovered if:

- 1) It has been 14 days or more since the case tested positive, if they were not hospitalized
- 2) It has been 21 days or more since the case tested positive, if they were hospitalized or hospitalization was unknown.

All deaths excluded. Presumed recovered counts will be updated weekly.

---

## U.S. and World Cases

- ▶ [COVID-19 cases in the United States \(CDC\)](#)
- ▶ [U.S. COVID-19 Tracker \(CDC\)](#)
- ▶ [COVID-19 Global Case Map \(Johns Hopkins University\)](#)

---

## COVID-19 Testing

### Statewide Combined Testing as of May 16

COVID-19 testing providers around the state include commercial laboratories, hospital labs and the MSDH Public Health Laboratory results from all these sources are combined in the table below. (Updated weekly)

**PCR** testing detects current, active COVID-19 infection in an individual.

**Antibody** (serology) testing identifies individuals with past COVID-19 infection based on antibodies they develop one to

three weeks after infection.

**Antigen** testing is another way to identify current COVID-19 infection.

PCR tests	1,801,389
Serology (antibody) tests	93,578
Antigen tests	867,785
<b>Total tests</b>	<b>2,762,752</b>

▶ [Getting tested for COVID-19](#)

---

## Prevention and Guidance for Individuals and the Community

▶ [Preventive steps to take, recommendations, guidance and general information on COVID-19](#)

Last reviewed on Mar 5,  
2020

[error on this](#)

[email page](#)

[print](#)

### *Related resources*

▶ [Free COVID-19 Testing and Local Testing Providers](#)

▶ [COVID-19 Guidance and Prevention for Individuals and the Community](#)

Updated May 18, 2021

### *More topics*

- ▶ [\[ Espanol, Tieng Viet, ASL \]](#)
- ▶ [County Data](#)
- ▶ [Handouts and Posters](#)
- ▶ [Healthcare Professionals](#)
- ▶ [Interactive Maps and Charts](#)
- ▶ [Prevention and Safety Guidance](#)
- ▶ [School Cases and Outbreaks](#)
- ▶ [Statewide COVID-19 Data](#)
- ▶ [Testing for COVID-19](#)
- ▶ [Vaccination Against COVID-19](#)

Get COVID-19 e-mail updates daily with our free newsletter:



# Free COVID-19 Rapid Testing

Free drive-through testing open to the public  
No symptoms required for college students and others

[Check our weekly schedule of free testing locations statewide](#)

[FULL INFORMATION](#)

## **AGENCY**

---

[About Us](#)

[Administration](#)

[Board of Health](#)

[County Offices](#)

[Institutional Review](#)

[Jobs](#)

[Locations](#)

[Public Health Laboratory](#)

[RFPs/Grants](#)

[More »](#)

---

[Intranet](#)

[OHIT+ER Service Center](#)

[Webmail](#)

## **INFORMATION**

---

[Apps](#)

[Calendar of Events](#)

[Contact Us](#)

[Meetings](#)

[Health Resources](#)

[Hotlines](#)

[Locations](#)

[News](#)

[Newsletter](#)

[Phone Numbers](#)

[Español](#)

## **I NEED A ...**

---

[Birth Certificate](#)

[Certificate of Need](#)

[Children's Health Insurance](#)

[Complaint Form](#)

[Criminal History Check](#)

[Death Certificate](#)

[Divorce Record](#)

[Food Permit](#)

[Immunization Record](#)

[J-1 Visa](#)

[License Verification](#)

[Marriage Record](#)

[Professional License](#)

[Public Records Request](#)  
[Wastewater Application](#)

**PUBLICATIONS**

[Annual Report](#)  
[CON Weekly Reports](#)  
[Health Facilities Directory](#)  
[Mississippi Morbidity Reports](#)  
[Public Health Report](#)  
[State Health Plan](#)  
[Strategic Plan](#)  
[More »](#)

Mississippi State Department of Health • 570 East Woodrow Wilson Dr • Jackson, MS 39216 • 866-HLTHY4U • [Contact and information](#)

