

Menu



Coronavirus Disease 2019 (COVID-19)

Updated May 25, 2021

Healthcare Professionals

Guidance and more →

- ▶ [Healthcare guidance](#)
- ▶ [Electronic reporting](#)
- ▶ [Vaccine providers](#)
- ▶ [Specimens](#)
- ▶ [Lab dropoff](#)
- ▶ [Facilities guidance](#)
- ▶ [MS-HAN Alerts](#)

[ALL HEALTHCARE](#)

Current Cases and Statistics

County and state data →

- ▶ [Latest update](#)
- ▶ [State data and reports](#)
- ▶ [County data](#)
- ▶ [Charts and maps](#)
- ▶ [Hospitalizations](#)
- ▶ [Lab testing](#)
- ▶ [Recoveries](#)

[ALL STATISTICS](#)

Vaccination, Safety and Testing

Stopping the spread →

- ▶ [Vaccinations](#)
- ▶ [Getting tested](#)
- ▶ [Personal protection](#)
- ▶ [Gatherings and events](#)

- ▶ [Business and community](#)
- ▶ [School guidelines](#)
- ▶ [Long-term care facilities](#)

ALL GUIDANCE

General Information

- ▶ Mississippi COVID-19 Hotline (7 days a week, 7 a.m.–7 p.m.): **877-978-6453**
- ▶ Homebound persons: For assistance with COVID-19 vaccination, send e-mail to COVIDHomebound@msdh.ms.gov
- ▶ [COVID-19 overview, questions and answers, and resources in other languages](#)
- ▶ [Mississippi COVID-19 Vaccine Confidence Report](#)

COVID-19 in Mississippi

New Cases and Deaths as of May 24

NEW CASES

157

New COVID-19 positive test results reported to MSDH as of 3 p.m. yesterday.

TOTAL MISSISSIPPI CASES

316,911

- ▶ [Totals by county](#)

NEW DEATHS

13

New COVID-19 related deaths reported to MSDH as of 3 p.m. yesterday.

Three deaths occurred on May 23 in the counties below:

- ▶ [County list](#)

Ten deaths occurred between April 15 and May 18, identified from death certificate reports.

- ▶ [County list](#)

TOTAL MISSISSIPPI DEATHS

7,298

▶ [Totals by county](#)

LTC OUTBREAKS

19

Current outbreaks in long-term care (LTC) facilities only. (See [LTC facility outbreak definition](#).)

About our case counts: We currently update our case totals each weekday based on test results from the previous day (or weekend). Outside laboratories also report positive test results to us, which are included in our totals. Multiple positive tests for the same individual are counted only once. County case numbers and deaths may change as investigation finds new or additional information.

Statewide COVID-19 Data and Reports

- ▶ [Mississippi COVID-19 Vaccination Report](#) PDF
Vaccinations distributed and administered as reported to MSDH by vaccination providers
- ▶ [COVID-19 cases by variant type](#) PDF
COVID-19 variant cases by county, updated weekly
- ▶ [K-12 School Reports](#)
Weekly COVID-19 cases, outbreaks and exposure reported by Mississippi schools
- ▶ [Long-Term Care Facility and Residential Care Facility COVID-19 Reports](#)
Data reported directly to MSDH by the facility; cases and deaths in these reports may not yet be included in our totals of lab-reported cases.
- ▶ [Ongoing Outbreaks in Nursing Homes](#)
A wide variety of data from the Centers for Medicare and Medicaid (CMS)
- ▶ [Deaths from COVID-19 and Other Causes](#) PDF
Provisional counts by week of deaths from COVID-19, pneumonia/influenza, and heart disease
- ▶ [Laboratory Testing](#)
Number and type of COVID-19 tests performed
- ▶ [Statewide data charts](#)

County COVID-19 Data

Data Snapshots for Individual Counties

- ▶ [Weekly COVID-19 snapshots for each Mississippi county](#)

Race and Ethnicity

- ▶ [Total COVID-19 cases and deaths by county, race and ethnicity](#) PDF
Current and past data tables, updated weekdays

High Cases and Incidence

- ▶ [Map of Mississippi counties by incidence rate](#)
- ▶ [Table of counties ranked by weekly cases and incidence](#)

Variant Strains

- ▶ [COVID-19 cases by variant type](#) PDF
cases by county, updated weekly

Cumulative Cases and Deaths by County

Totals of all reported COVID-19 cases, including those in long-term care (LTC) facilities.

Long-term care case and death totals by county are undergoing data review and are not currently available.

The numbers in this table are provisional. County case and deaths totals may change as investigation finds new or additional information.

County	Total Cases	Total Deaths
Adams	2990	82
Alcorn	3158	71
Amite	1245	42
Attala	2146	73
Benton	1018	25
Bolivar	4811	133
Calhoun	1727	32
Carroll	1223	30
Chickasaw	2092	59
Choctaw	774	18
Claiborne	1027	30
Clarke	1787	80
Clay	1860	54
Coahoma	2974	81
Copiah	2987	65
Covington	2634	81
De Soto	22044	261
Forrest	7742	153
Franklin	844	23
George	2502	48
Greene	1309	33
Total	316,911	7,298

County	Total Cases	Total Deaths
Grenada	2629	87
Hancock	3827	87
Harrison	18089	313
Hinds	20455	416
Holmes	1896	74
Humphreys	971	33
Issaquena	169	6
Itawamba	3032	77
Jackson	13514	248
Jasper	2214	48
Jefferson	661	28
Jefferson Davis	1073	33
Jones	8410	164
Kemper	961	28
Lafayette	6249	119
Lamar	6276	88
Lauderdale	7221	240
Lawrence	1306	24
Leake	2698	74
Lee	10011	175
Leflore	3501	125
Lincoln	3990	111
Lowndes	6432	148
Madison	10171	222
Marion	2703	80
Marshall	4551	104
Monroe	4138	135
Montgomery	1280	43
Neshoba	4047	178
Newton	2475	62
Noxubee	1274	34
Oktibbeha	4645	98
Total	316,911	7,298

County	Total Cases	Total Deaths
Panola	4625	108
Pearl River	4546	146
Perry	1264	38
Pike	3347	106
Pontotoc	4225	73
Prentiss	2814	60
Quitman	816	16
Rankin	13755	279
Scott	3176	74
Sharkey	504	17
Simpson	2963	89
Smith	1632	34
Stone	1843	33
Sunflower	3377	91
Tallahatchie	1794	41
Tate	3392	84
Tippah	2900	68
Tishomingo	2294	67
Tunica	1069	26
Union	4132	76
Walthall	1346	45
Warren	4415	122
Washington	5382	135
Wayne	2638	42
Webster	1148	32
Wilkinson	684	31
Winston	2285	81
Yalobusha	1660	38
Yazoo	3122	70
Total	316,911	7,298

Case Classifications

Mississippi investigates and reports both probable and confirmed cases and deaths according to the [CSTE case definition](#).

	Confirmed	Probable	Total
--	-----------	----------	-------

	Confirmed	Probable	Total
Cases	193,997	122,914	316,911
Deaths	5,031	2,267	7,298

Confirmed cases and deaths are generally determined by positive PCR tests, which detect the presence of ongoing coronavirus infection.

Probable cases are those who test positive by other testing methods such as antibody or antigen, and have recent symptoms consistent with COVID-19, indicating a recent infection.

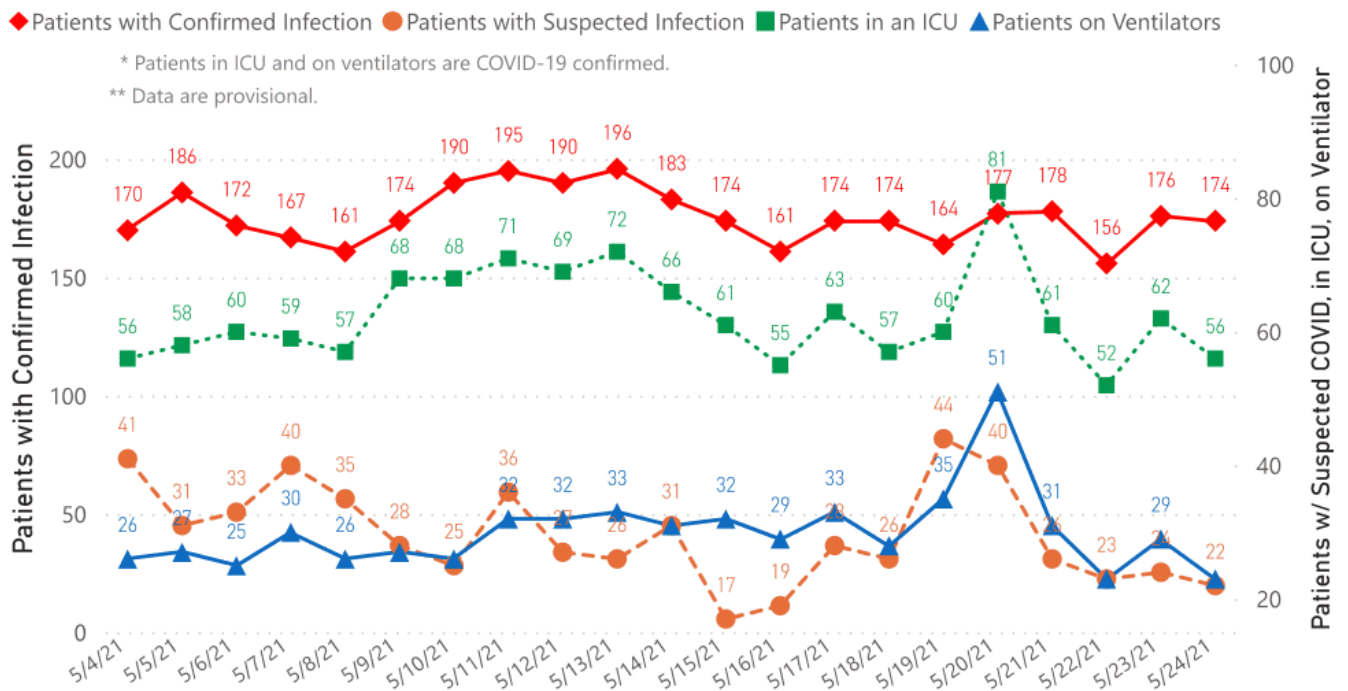
Probable deaths are those individuals with a designation of COVID-19 as a cause of death on the death certificate, but where no confirmatory testing was performed.

Mississippi COVID-19 Data Charts and Maps

Hospitalizations and Bed Availability

▶ [View interactive hospitalization charts](#)

COVID-19 Hospitalizations Reported by MS Hospitals, 5/4/21 - 5/24/21 *,**



Hospitalization Trend to Date

Updated weekly



Hospital Bed Availability

Updated weekdays (interactive)



Case and Incidence Maps

[View all interactive maps](#)

Recent COVID-19 Activity

Updated weekly

The chart below shows counties according to COVID-19 incidence (cases by population) over the last two weeks. Also see [weekly county incidence tables](#)

Mississippi COVID-19 Two-Week Cases* Incidence Rate**
over 5/4/21 - 5/17/21

Mississippi

Two-Week
New Cases*

2500

Two-Week Cases* Incidence
Rate Per 100,000

84.0

Total Cases* through
5/17/21

316,113

Percent Change

0.8%



● <50 ● 50 to 100 ● 100 to 150 ● 150 to 200 ● >200

County	Two-Week New Cases	Two-Week Cases Rate Per 100,000	Cases to Date	Percent Change
ADAMS	151	492.0	2,977	5.0%
COVINGTON	52	279.0	2,616	2.0%
YALOBUSHA	21	173.4	1,657	1.0%
QUITMAN	11	162.0	814	1.0%
LAWRENCE	20	158.9	1,303	2.0%
TISHOMINGO	27	139.3	2,282	1.0%
MARSHALL	49	138.8	4,543	1.0%
LEAKE	31	136.0	2,693	1.0%

* Cases based on **Event Date**. Event date is date of onset, date of collection, or date of report to MSDH; updated as cases are investigated.

** Rate calculation is based on cumulative cases of past two weeks per 100,000 population.

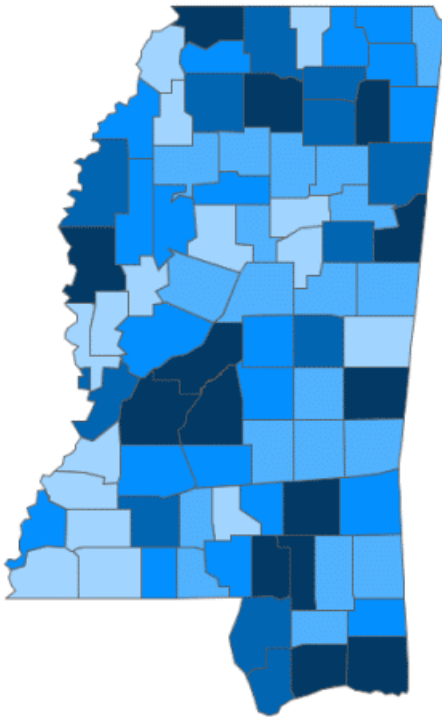
Cumulative COVID-19 Cases

Total cases and deaths by county since the start of the pandemic. Also see [weekly estimate of recoveries](#)

Mississippi COVID-19
Cases and Deaths by Race with Ethnicity
as of 3 pm CT, May 24, 2021

Mississippi

Total Cases
316,911



● 1 to 1250 ● 1251 to 2500 ● 2501 to 3750 ● 3751 to 5000 ● >5000

	American Indian or Alaska Native	Asian	Black	White	Other	Unknown
Non Hispanic	1,244	1,212	86,232	123,311	3,177	2,638
Hispanic	64	40	448	2,048	3,732	757
Unknown Ethnicity	1,016	347	17,871	27,387	7,471	37,916

Total Deaths
7,298

	American Indian or Alaska Native	Asian	Black	White	Other	Unknown
Non Hispanic	92	12	2,509	3,358	44	19
Hispanic	1	1	9	33	23	2
Unknown Ethnicity	25	7	366	567	68	162

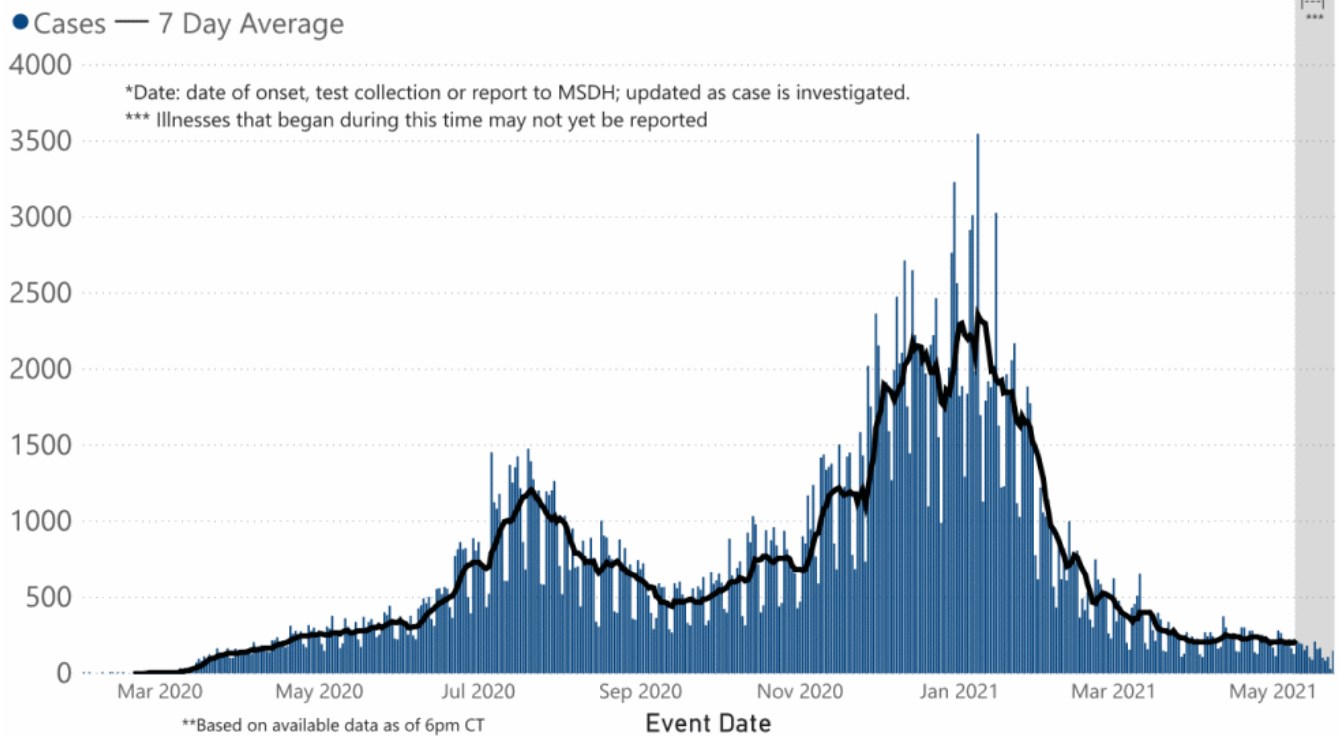
Daily Statewide Data Charts

Our state case map and other data charts are also available in interactive form.

▶ [View interactive epidemiological and surveillance charts](#)

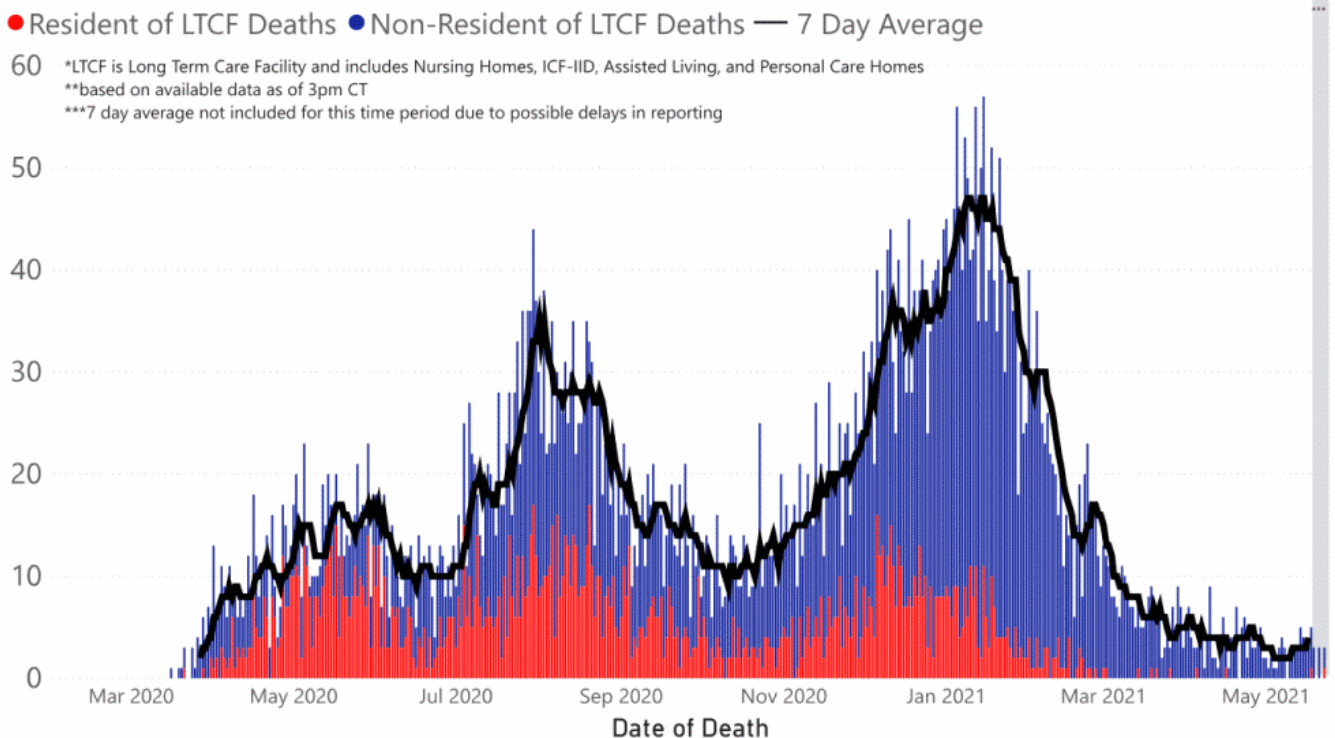
The charts below are based on available data at the time of publication. Charts do **not** include cases where insufficient details of the case are known.

COVID-19 Cases by Date* through May 24, 2021**, Mississippi



Note: Values up to two weeks in the past on the chart of Cases by Date above can change as we update it with new information from disease investigation.

COVID-19 LTCF* and Non-LTCF Deaths by Date of Death through May 24, 2021**, Mississippi



Weekly Statewide Data Charts

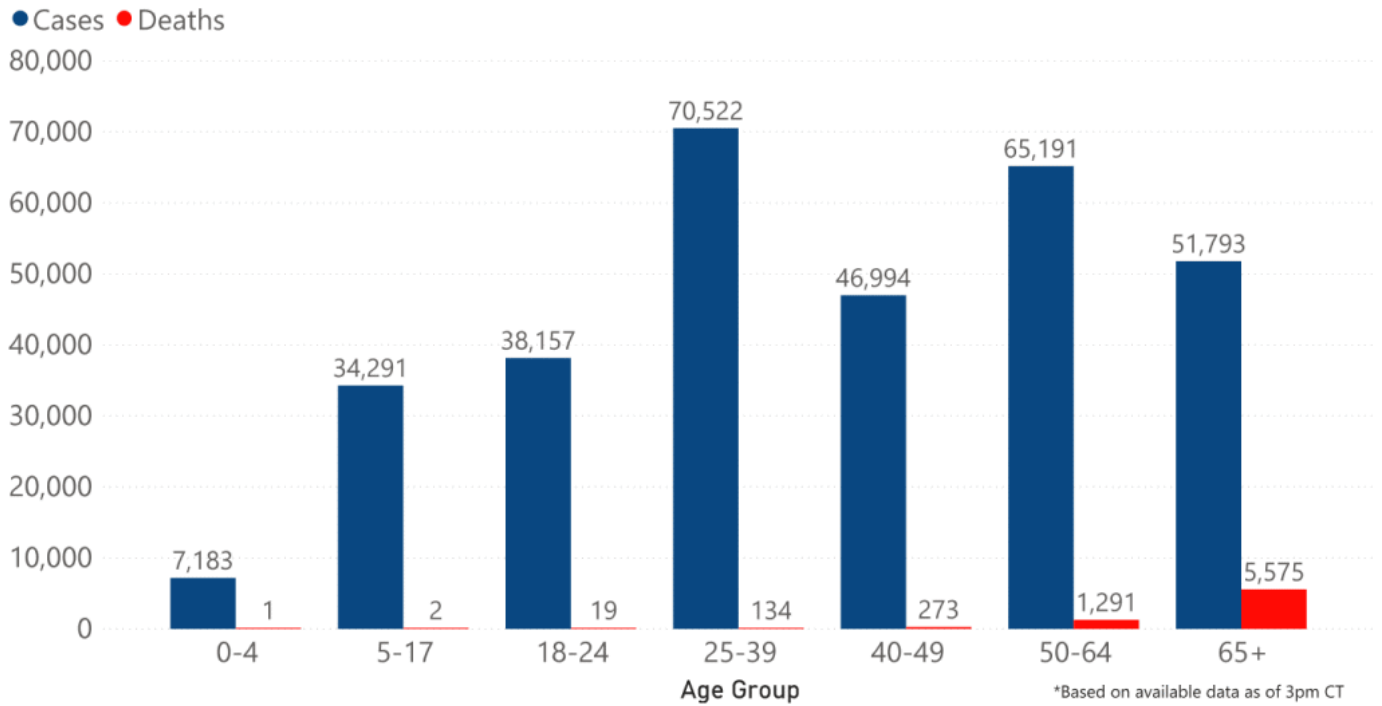
Includes:

- Cases, deaths and hospitalizations, analyzed by age, race/ethnicity, gender and other factors

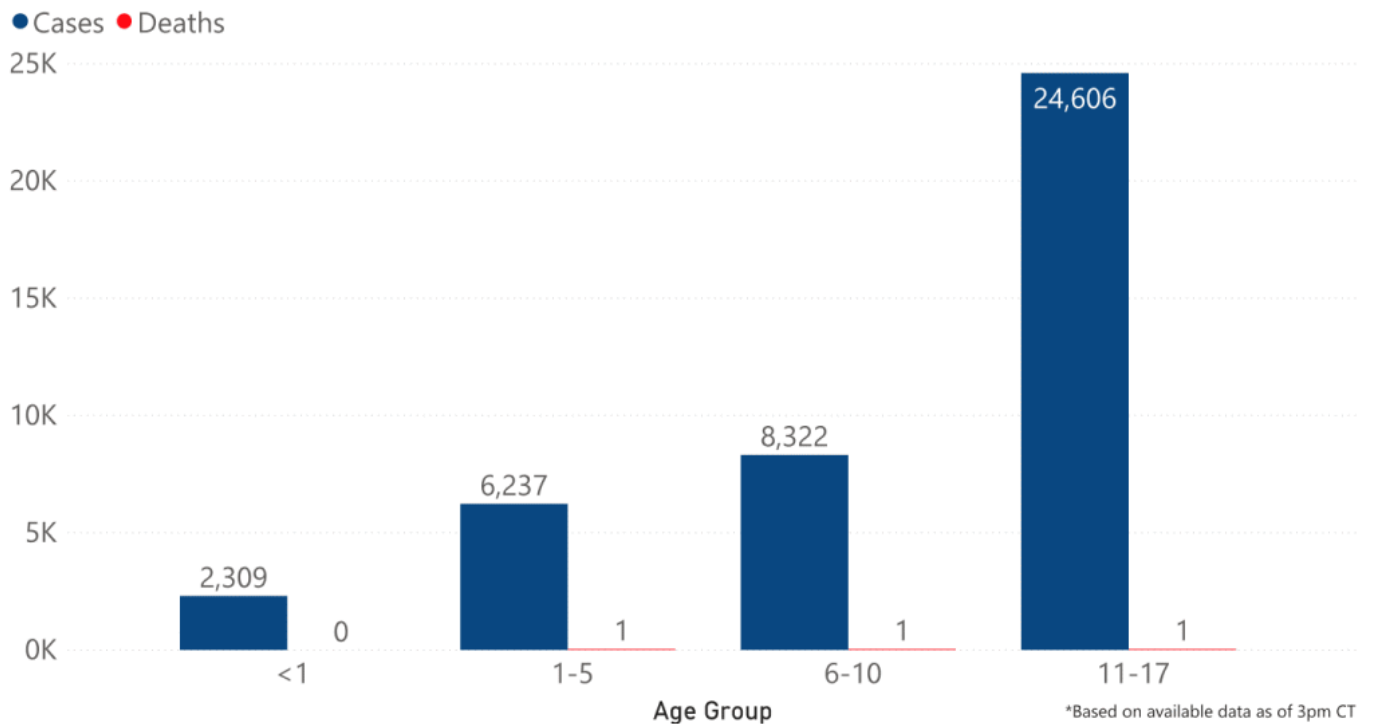
- MIS-C cases and deaths
- Counties with high COVID-19 cases and incidence
- Syndromic surveillance

▼ All weekly charts

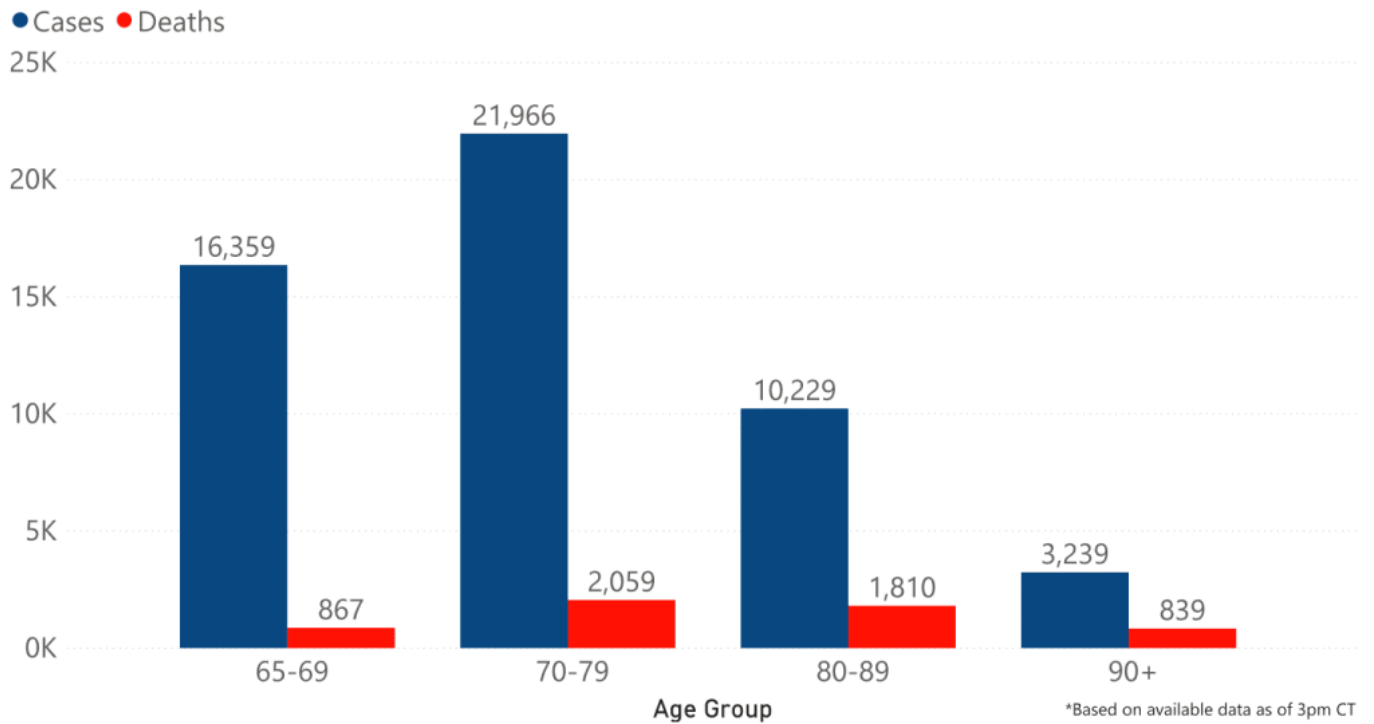
COVID-19 Cases and Deaths by Age Group through May 24, 2021*, Mississippi



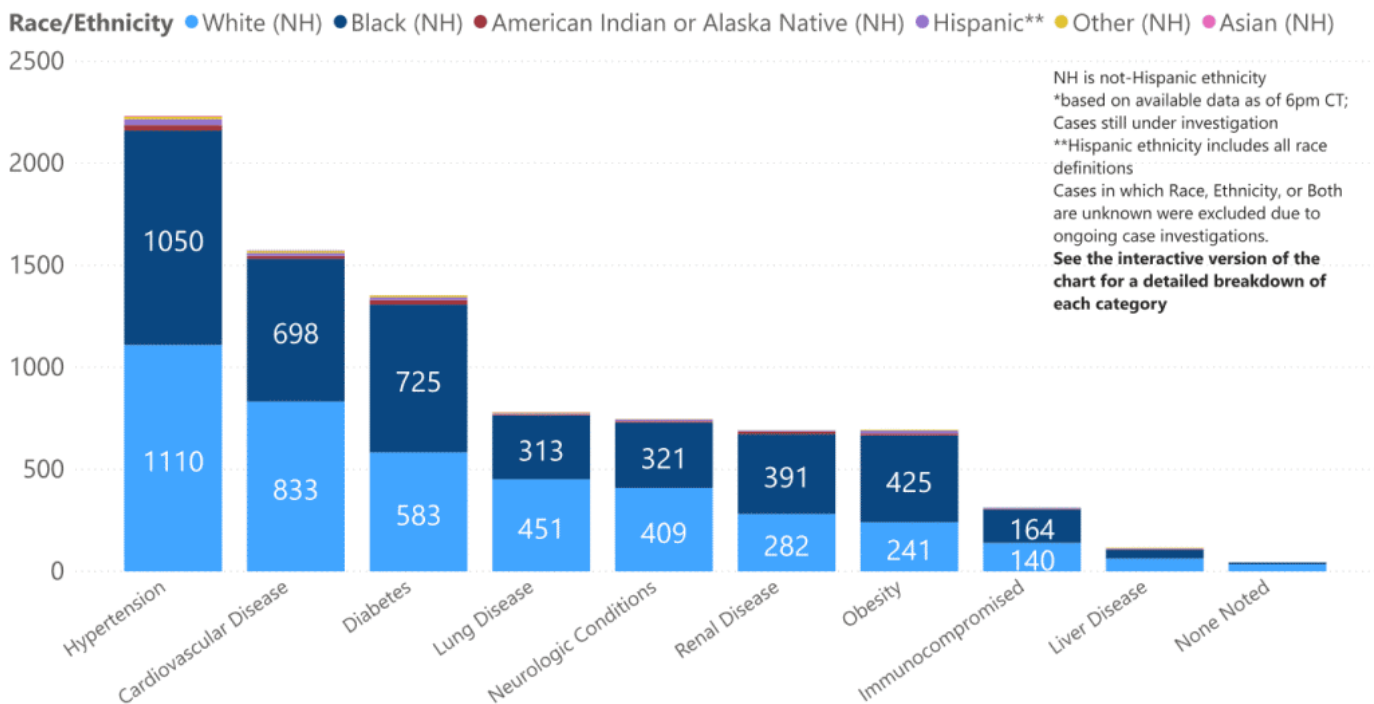
COVID-19 Pediatric Cases and Deaths by Age Group through May 24, 2021*, Mississippi



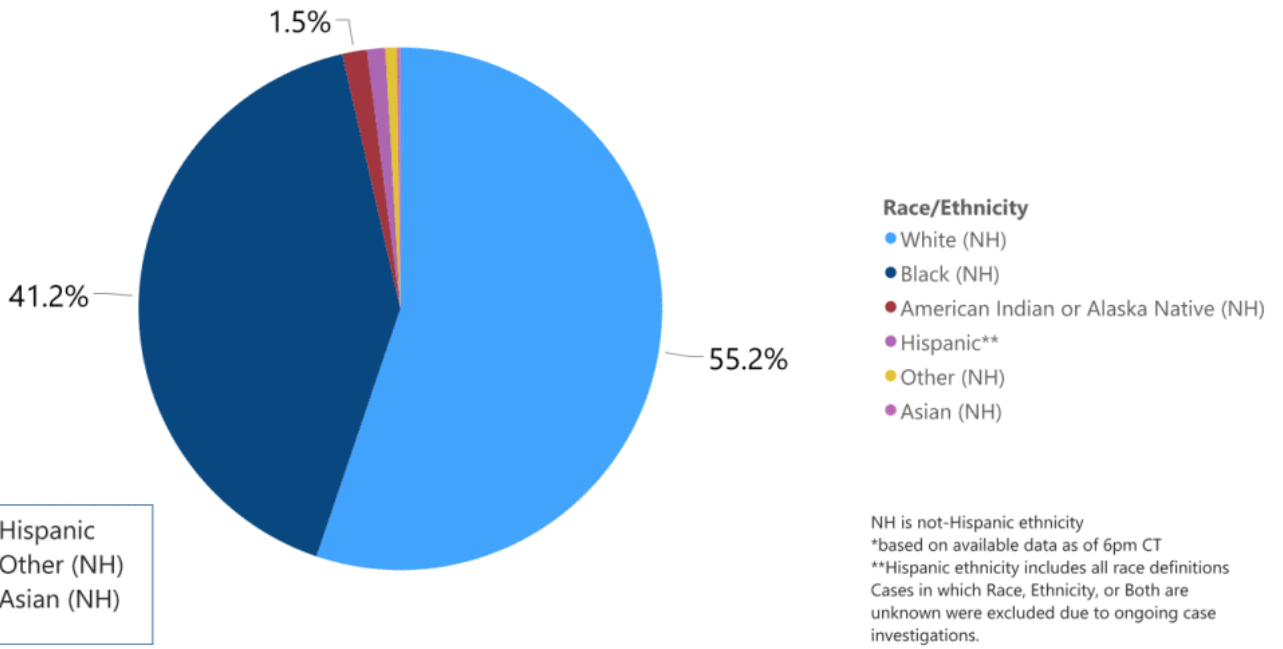
COVID-19 Geriatric Cases and Deaths by Age Group through May 24, 2021*, Mississippi



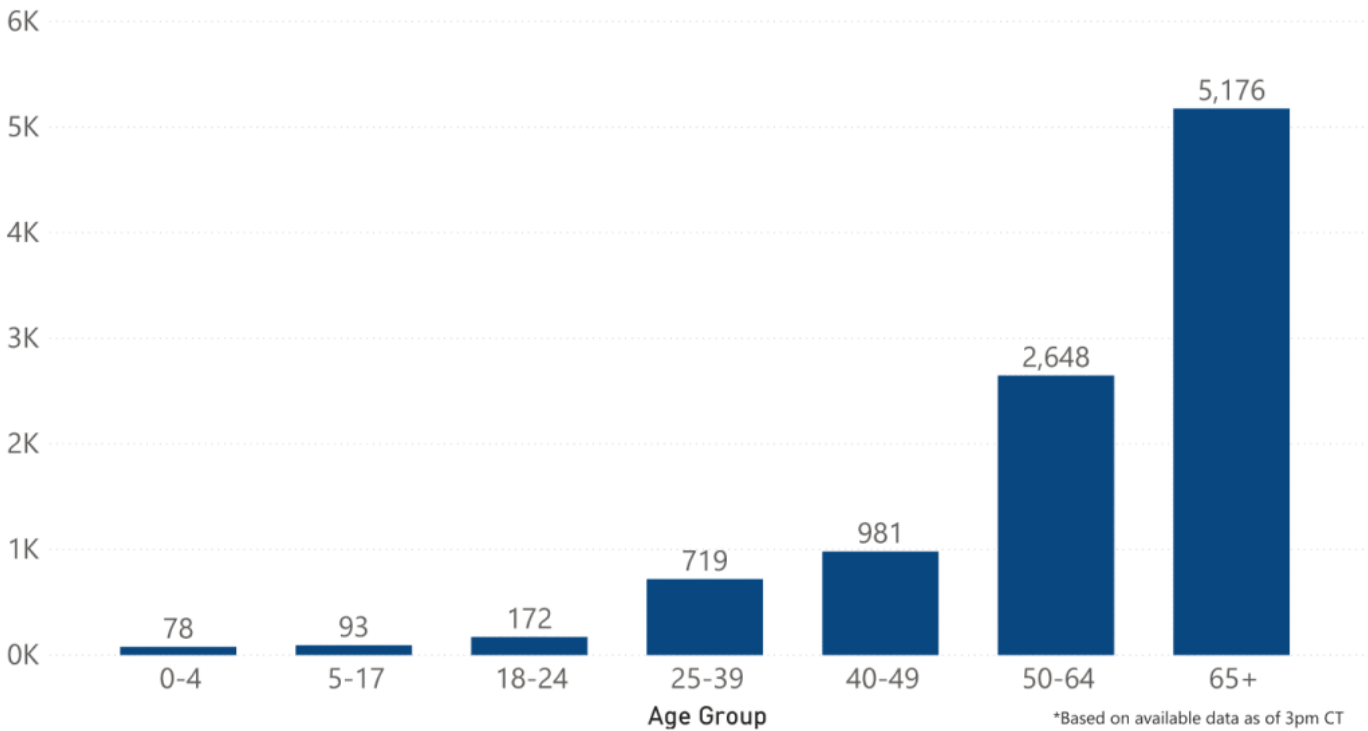
COVID-19 Underlying Conditions in Deaths by Race/Ethnicity through May 24, 2021*, Mississippi



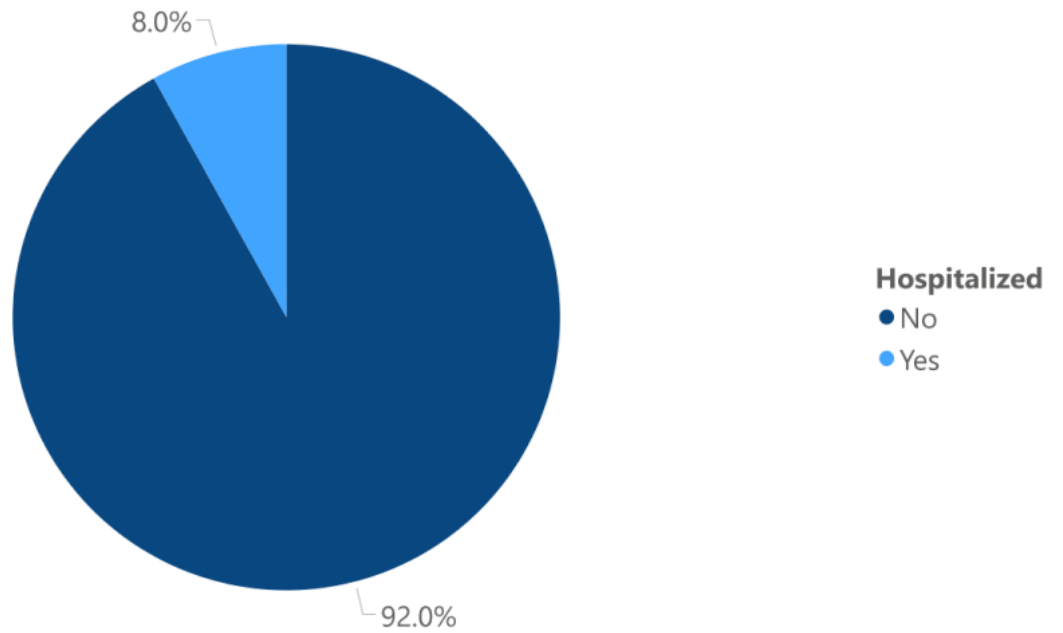
COVID-19 Deaths by Race/Ethnicity through May 24, 2021*, Mississippi



COVID-19 Hospitalized Cases by Age through May 24, 2021*, Mississippi



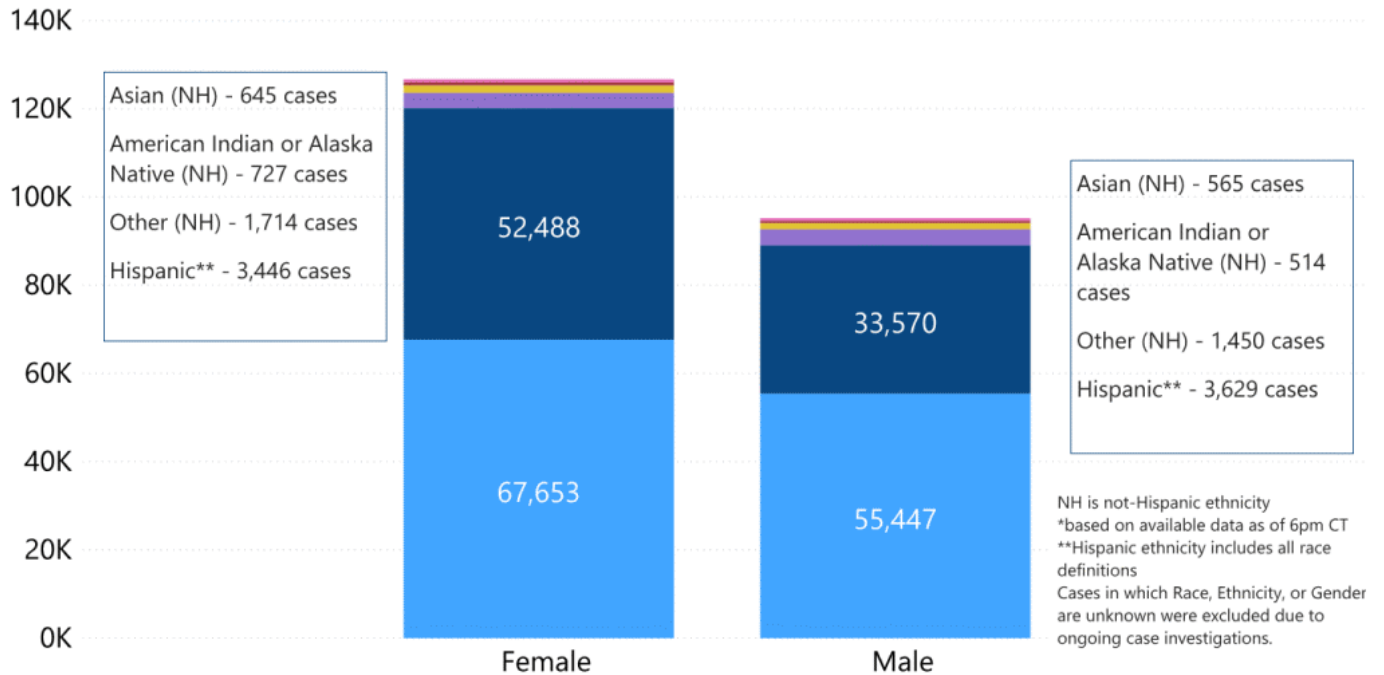
COVID-19 Cumulative Hospitalizations- Investigated Cases May 24, 2021 *



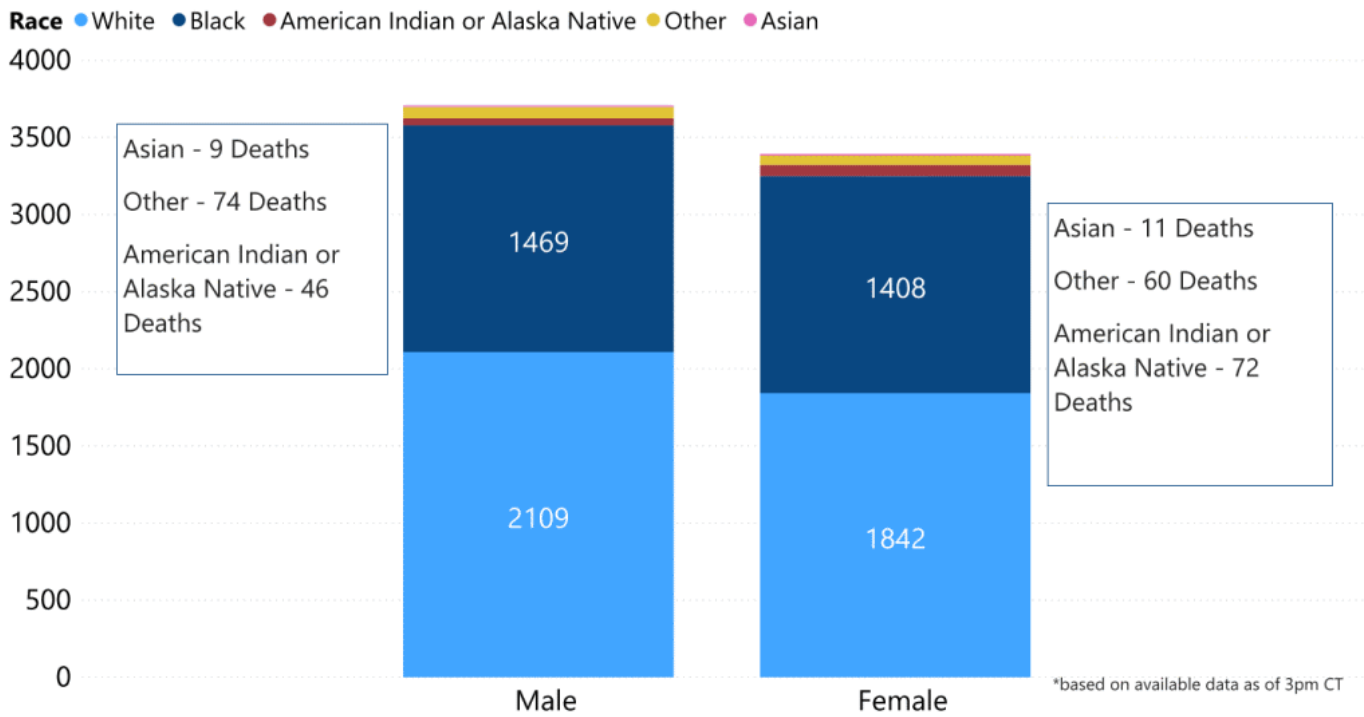
* Cases in which hospitalization is unknown were excluded due to ongoing case investigations; based on available data as of 3pm CT

COVID-19 Cases by Race/Ethnicity and Gender through May 24, 2021*, Mississippi

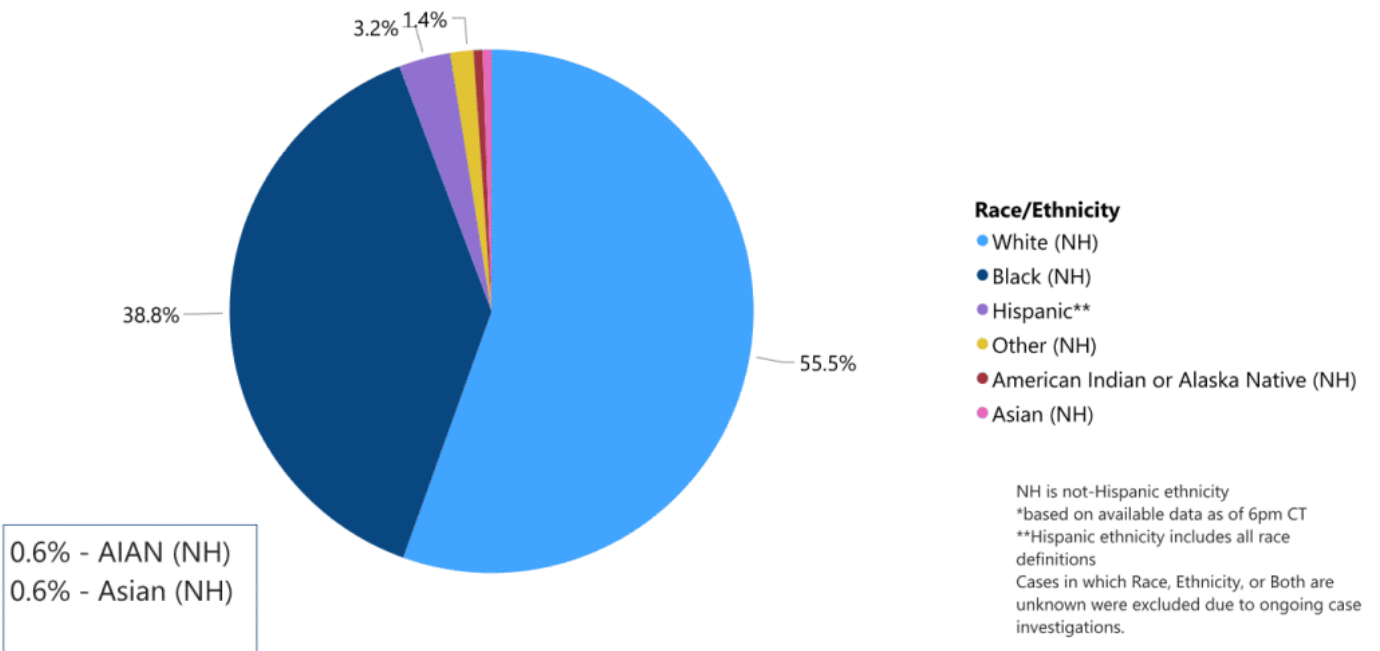
Race/Ethnicity ● White (NH) ● Black (NH) ● Hispanic** ● Other (NH) ● American Indian or Alaska Native (NH) ● Asian (NH)



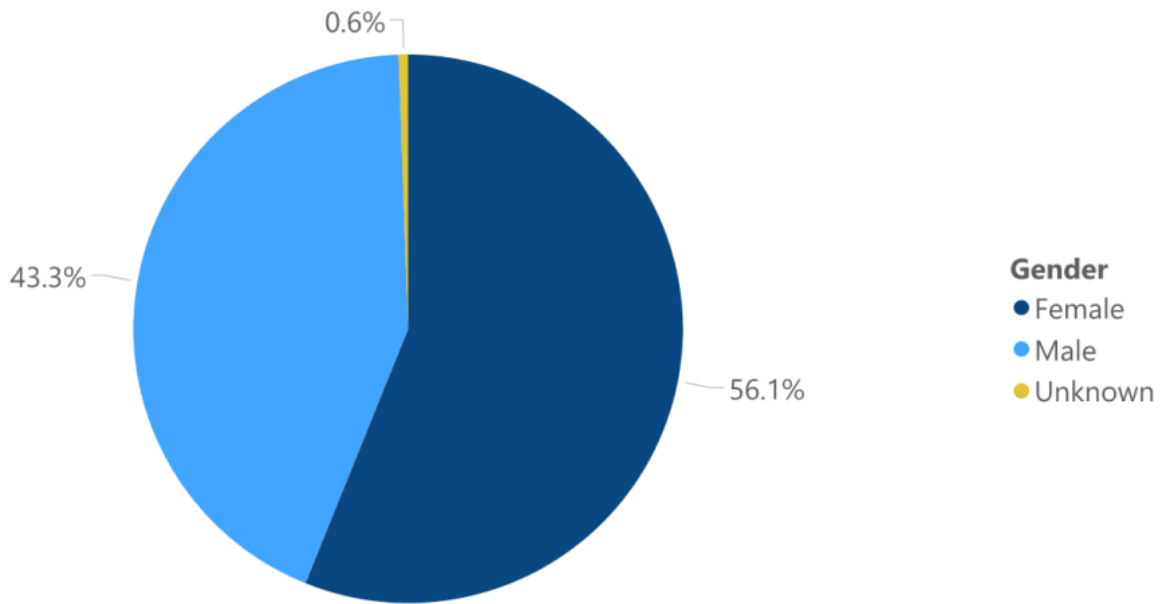
COVID-19 Deaths by Race and Gender through May 24, 2021*, Mississippi



COVID-19 Cases by Race/Ethnicity through May 24, 2021*, Mississippi



COVID-19 Cases by Gender through May 24, 2021*, Mississippi



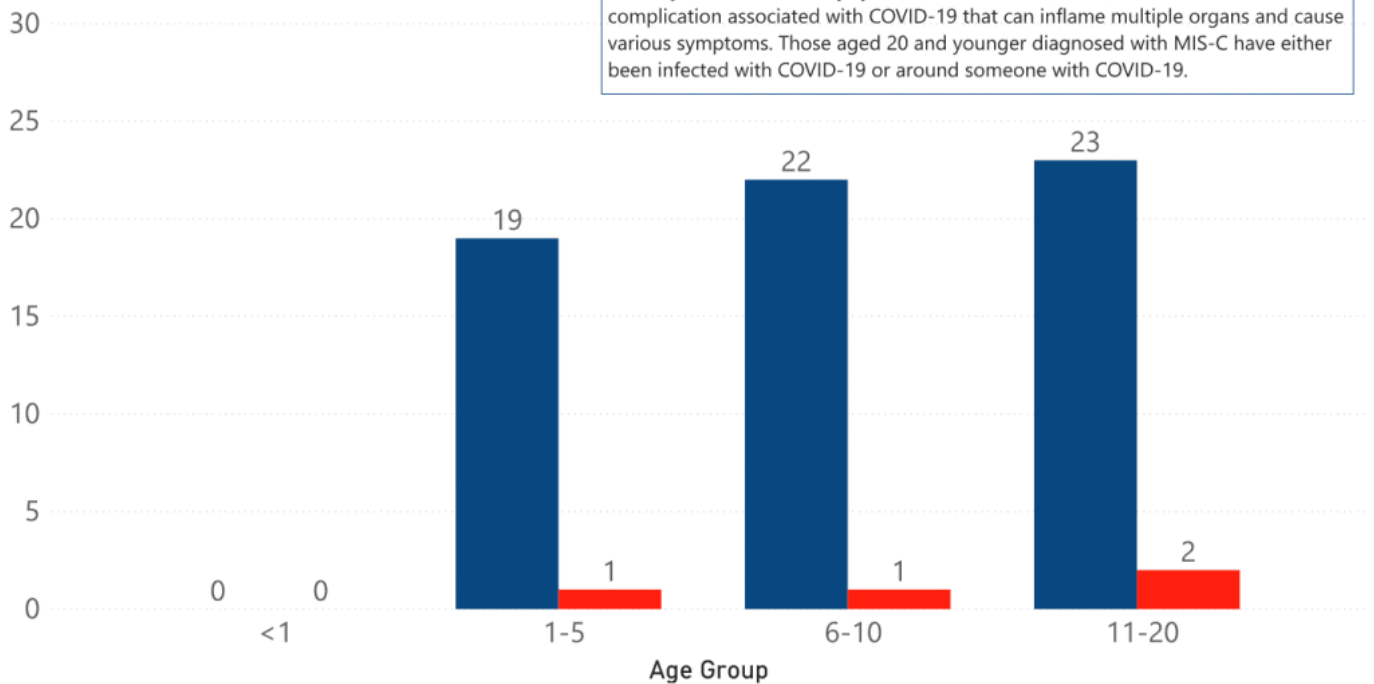
*Based on available data as of 3pm CT

Weekly Pediatric MIS-C Cases and Deaths

[Multisystem inflammatory syndrome in children \(MIS-C\)](#) is a rare but serious condition associated with COVID-19 that causes inflammation in many body parts, including the heart and other vital organs.

MIS-C* Cases and Deaths by Age Group through May 24, 2021, Mississippi

● MIS-C Cases ● MIS-C Deaths



Weekly High Case and High Incidence Counties

Tracking counties with recent high numbers of COVID-19 cases, adjusted for population, provides insight on where local outbreaks are most serious, and where protective measures should be increased. For more accurate reporting, these weekly charts include sample collection dates only up to seven days in the past to allow for case investigation and delays in lab test reports.

Cases counts in these charts is based on the date of illness onset. If the date of illness is not known, the date the test sample was taken, or the date of test result reporting is used instead. Counts are adjusted as cases are investigated.

Counties are ranked by two-week case counts, and by two-week incidence (cases proportional to population). A separate table ranking all counties is also available. **All tables updated weekly.**

► [Full tables of counties ranked by weekly incidence and cases](#) PDF

COVID-19 High Incidence MS Counties Over 2 Week Period (May 4 - 17, 2021*)					
County	Cases (May 4 - 17)	Cases per 100,000 (May 4 - 17)	Cases to Date (through May 17)	Cases per 100,000 Total	Percent Change
ADAMS	151	492.0	2977	9699.3	5%
COVINGTON	52	279.0	2616	14037.3	2%
YALOBUSHA	21	173.4	1657	13685.2	1%
QUITMAN	11	162.0	814	11984.7	1%
LAWRENCE	20	158.9	1303	10352.8	2%
TISHOMINGO	27	139.3	2282	11773.2	1%
MARSHALL	49	138.8	4543	12871.9	1%
LEAKE	31	136.0	2693	11818.7	1%
BENTON	11	133.2	1014	12277.5	1%
TATE	37	130.6	3385	11952.3	1%
DESOTO	240	129.8	21952	11869.5	1%
PANOLA	44	128.7	4614	13494.4	1%

*based on available data as of 3pm CT
 Cases based on test date. Cases without test date excluded due to ongoing investigations.
 Table will be updated weekly. A one week lag is used for reporting.

COVID-19 High Case MS Counties Over 2 Week Period (May 4 - 17, 2021*)

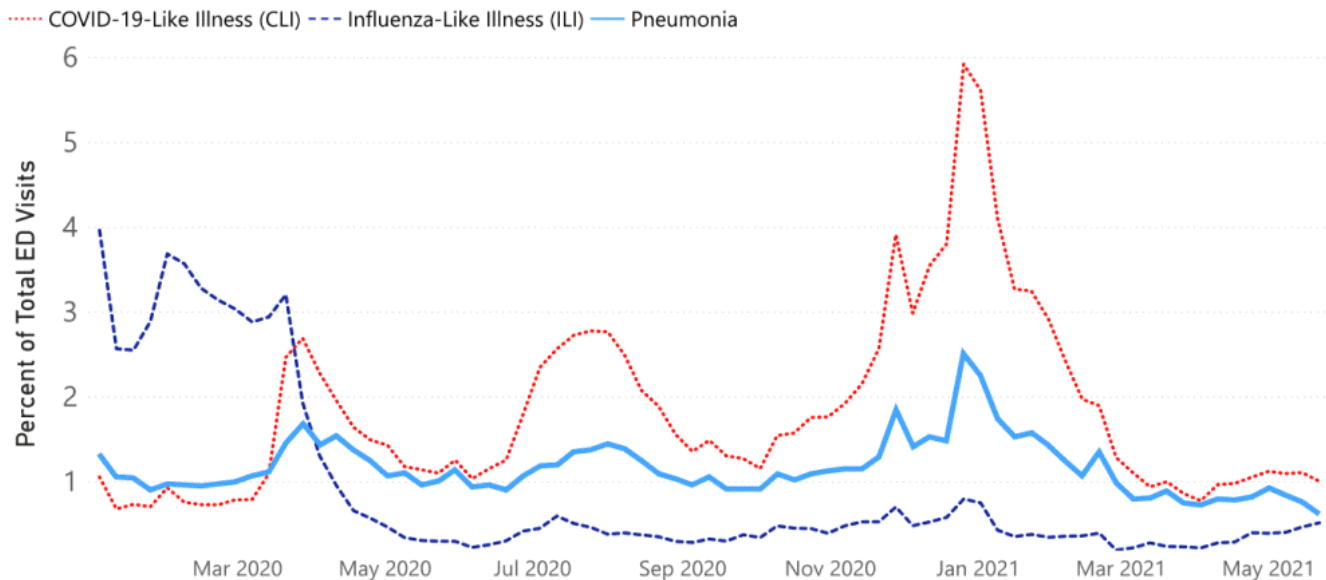
County	Cases (May 4 - 17)	Cases per 100,000 (May 4 - 17)	Cases to Date (through May 17)	Cases per 100,000 Total	Percent Change
DESOTO	240	129.8	21952	11869.5	1%
HARRISON	209	100.4	18031	8665.4	1%
ADAMS	151	492.0	2977	9699.3	5%
HINDS	136	58.7	20412	8804.3	1%
RANKIN	116	74.7	13677	8808.5	1%
JACKSON	88	61.3	13488	9391.6	1%
MADISON	87	81.9	10150	9551.0	1%
FORREST	80	106.8	7727	10316.8	1%
LAFAYETTE	53	98.1	6225	11523.7	1%
COVINGTON	52	279.0	2616	14037.3	2%
LAMAR	51	80.5	6265	9890.6	1%
MARSHALL	49	138.8	4543	12871.9	1%

*based on available data as of 3pm CT
 Cases based on test date. Cases without test date excluded due to ongoing investigations.
 Table will be updated weekly. A one week lag is used for reporting.

Syndromic Surveillance

Emergency department visits by those with symptoms characteristic of COVID-19, influenza and pneumonia, updated weekly.

Percentage of Emergency Department and Clinic visits for CLI, ILI, and Pneumonia Cases Weekly Statewide Summary, January 4, 2020 - May 22, 2021



*The graph represents syndromic surveillance data from emergency department visits, reported electronically by hospitals throughout the state, that are consistent with COVID-19-Like Illness (CLI), Influenza-Like Illness (ILI), and Pneumonia. Based on available data as of 6pm CT. Graph will be updated weekly.

Estimated Recoveries

Presumed COVID-19 cases recovered, estimated weekly (does not include cases still under investigation).

COVID-19 Presumed Recovered Cases through May 24, 2021, Mississippi

306,872

Presumed Recovered*

*Reflects Provisional Estimates. Presumed Recovered if:

- 1) It has been 14 days or more since the case tested positive, if they were not hospitalized
- 2) It has been 21 days or more since the case tested positive, if they were hospitalized or hospitalization was unknown.

All deaths excluded. Presumed recovered counts will be updated weekly.

U.S. and World Cases

- ▶ [COVID-19 cases in the United States \(CDC\)](#)
- ▶ [U.S. COVID-19 Tracker \(CDC\)](#)
- ▶ [COVID-19 Global Case Map \(Johns Hopkins University\)](#)

COVID-19 Testing

Statewide Combined Testing as of May 23

COVID-19 testing providers around the state include commercial laboratories, hospital labs and the MSDH Public Health Laboratory results from all these sources are combined in the table below. (Updated weekly)

PCR testing detects current, active COVID-19 infection in an individual.

Antibody (serology) testing identifies individuals with past COVID-19 infection based on antibodies they develop one to three weeks after infection.

Antigen testing is another way to identify current COVID-19 infection.

PCR tests	1,812,049
Serology (antibody) tests	94,274
Antigen tests	880,713
Total tests	2,787,036

Prevention and Guidance for Individuals and the Community

- ▶ [Preventive steps to take, recommendations, guidance and general information on COVID-19](#)

Last reviewed on Mar 5,

2020

[error on this](#)

[email page](#)

[print](#)

Related resources

- ▶ [Free COVID-19 Testing and Local Testing Providers](#)
- ▶ [COVID-19 Guidance and Prevention for Individuals and the Community](#)
Updated May 18, 2021

More topics

- ▶ [\[Espanol, Tieng Viet, ASL \]](#)
- ▶ [County Data](#)
- ▶ [Handouts and Posters](#)
- ▶ [Healthcare Professionals](#)
- ▶ [Interactive Maps and Charts](#)
- ▶ [Prevention and Safety Guidance](#)
- ▶ [School Cases and Outbreaks](#)
- ▶ [Statewide COVID-19 Data](#)
- ▶ [Testing for COVID-19](#)
- ▶ [Vaccination Against COVID-19](#)

Get COVID-19 e-mail updates daily with our free newsletter:



The advertisement features a laptop on the left with a person's hands typing on the keyboard. The laptop screen displays the text "Visit us remotely!" in blue, a green brushstroke underline, and the "MISSISSIPPI WIC Women, Infants and Children" logo. To the right of the laptop, the text reads: "Stay home - Call in!" in bold black, followed by "You can hold your WIC appointment by **phone** or on your **computer**." Below this, it says "Set up yours today!" in bold red, and "Call your local WIC center" in a smaller black font.

AGENCY

[About Us](#)

[Administration](#)

[Board of Health](#)

[County Offices](#)

[Institutional Review](#)

[Jobs](#)

[Locations](#)

[Public Health Laboratory](#)

[RFPs/Grants](#)

[More »](#)

[Intranet](#)

[OHIT+ER Service Center](#)

[Webmail](#)

INFORMATION

[Apps](#)

[Calendar of Events](#)

[Contact Us](#)

[Meetings](#)

[Health Resources](#)

[Hotlines](#)

[Locations](#)

[News](#)

[Newsletter](#)

[Phone Numbers](#)

[Español](#)

I NEED A ...

[Birth Certificate](#)

[Certificate of Need](#)

[Children's Health Insurance](#)

[Complaint Form](#)

[Criminal History Check](#)

[Death Certificate](#)

[Divorce Record](#)

[Food Permit](#)

[Immunization Record](#)

[J-1 Visa](#)

[License Verification](#)

[Marriage Record](#)

[Professional License](#)

[Public Records Request](#)

[Wastewater Application](#)

PUBLICATIONS

[Annual Report](#)

[CON Weekly Reports](#)

[Health Facilities Directory](#)

[Mississippi Morbidity Reports](#)

[Public Health Report](#)

[State Health Plan](#)

Strategic Plan

[More »](#)

Mississippi State Department of Health • 570 East Woodrow Wilson Dr • Jackson, MS 39216 • 866-HLTHY4U • [Contact and information](#)

