

Menu



## Coronavirus Disease 2019 (COVID-19)

Updated May 28, 2021

### Healthcare Professionals

Guidance and more →

- ▶ [Healthcare guidance](#)
- ▶ [Electronic reporting](#)
- ▶ [Vaccine providers](#)
- ▶ [Specimens](#)
- ▶ [Lab dropoff](#)
- ▶ [Facilities guidance](#)
- ▶ [MS-HAN Alerts](#)

#### [ALL HEALTHCARE](#)

### Current Cases and Statistics

County and state data →

- ▶ [Latest update](#)
- ▶ [State data and reports](#)
- ▶ [County data](#)
- ▶ [Charts and maps](#)
- ▶ [Hospitalizations](#)
- ▶ [Lab testing](#)
- ▶ [Recoveries](#)

#### [ALL STATISTICS](#)

### Vaccination, Safety and Testing

Stopping the spread →

- ▶ [Vaccinations](#)
- ▶ [Getting tested](#)
- ▶ [Personal protection](#)
- ▶ [Gatherings and events](#)

- ▶ [Business and community](#)
- ▶ [School guidelines](#)
- ▶ [Long-term care facilities](#)

## ALL GUIDANCE

## General Information

- ▶ Mississippi COVID-19 Hotline (7 days a week, 7 a.m.–7 p.m.): **877-978-6453**
- ▶ Homebound persons: For assistance with COVID-19 vaccination, send e-mail to [COVIDHomebound@msdh.ms.gov](mailto:COVIDHomebound@msdh.ms.gov)
- ▶ [COVID-19 overview, questions and answers, and resources in other languages](#)
- ▶ [Mississippi COVID-19 Vaccine Confidence Report](#)

## COVID-19 in Mississippi

### New Cases and Deaths as of May 27

#### NEW CASES

**131**

New COVID-19 positive test results reported to MSDH as of 3 p.m. yesterday.

#### TOTAL MISSISSIPPI CASES

**317,407**

- ▶ [Totals by county](#)

#### NEW DEATHS

**6**

New COVID-19 related deaths reported to MSDH as of 3 p.m. yesterday.

Two deaths occurred between May 26 and May 27 in the counties below:

- ▶ [County list](#)

Four deaths occurred between November 10 and May 23, identified from death certificate reports.

- ▶ [County list](#)

## TOTAL MISSISSIPPI DEATHS

7,310

▶ [Totals by county](#)

## LTC OUTBREAKS

19

Current outbreaks in long-term care (LTC) facilities only. (See [LTC facility outbreak definition](#).)

**About our case counts:** We currently update our case totals each weekday based on test results from the previous day (or weekend). Outside laboratories also report positive test results to us, which are included in our totals. Multiple positive tests for the same individual are counted only once. County case numbers and deaths may change as investigation finds new or additional information.

## Statewide COVID-19 Data and Reports

- ▶ [Mississippi COVID-19 Vaccination Report](#) PDF  
Vaccinations distributed and administered as reported to MSDH by vaccination providers
- ▶ [COVID-19 cases by variant type](#) PDF  
COVID-19 variant cases by county, updated weekly
- ▶ [K-12 School Reports](#)  
Weekly COVID-19 cases, outbreaks and exposure reported by Mississippi schools
- ▶ [Long-Term Care Facility and Residential Care Facility COVID-19 Reports](#)  
Data reported directly to MSDH by the facility; cases and deaths in these reports may not yet be included in our totals of lab-reported cases.
- ▶ [Ongoing Outbreaks in Nursing Homes](#)  
A wide variety of data from the Centers for Medicare and Medicaid (CMS)
- ▶ [Deaths from COVID-19 and Other Causes](#) PDF  
Provisional counts by week of deaths from COVID-19, pneumonia/influenza, and heart disease
- ▶ [Laboratory Testing](#)  
Number and type of COVID-19 tests performed
- ▶ [Statewide data charts](#)

## County COVID-19 Data

### Data Snapshots for Individual Counties

- ▶ [Weekly COVID-19 snapshots for each Mississippi county](#)

### Race and Ethnicity

- ▶ [Total COVID-19 cases and deaths by county, race and ethnicity](#) PDF  
Current and past data tables, updated weekdays

## High Cases and Incidence

- ▶ [Map of Mississippi counties by incidence rate](#)
- ▶ [Table of counties ranked by weekly cases and incidence](#)

## Variant Strains

- ▶ [COVID-19 cases by variant type](#) PDF  
cases by county, updated weekly

## Cumulative Cases and Deaths by County

Totals of all reported COVID-19 cases, including those in long-term care (LTC) facilities.

Long-term care case and death totals by county are undergoing data review and are not currently available.

*The numbers in this table are provisional. County case and deaths totals may change as investigation finds new or additional information.*

County	Total Cases	Total Deaths
<a href="#">Adams</a>	2997	82
<a href="#">Alcorn</a>	3160	71
<a href="#">Amite</a>	1247	42
<a href="#">Attala</a>	2146	73
<a href="#">Benton</a>	1018	25
<a href="#">Bolivar</a>	4812	133
<a href="#">Calhoun</a>	1731	32
<a href="#">Carroll</a>	1223	30
<a href="#">Chickasaw</a>	2095	59
<a href="#">Choctaw</a>	788	18
<a href="#">Claiborne</a>	1028	30
<a href="#">Clarke</a>	1788	80
<a href="#">Clay</a>	1861	54
<a href="#">Coahoma</a>	2975	81
<a href="#">Copiah</a>	2988	65
<a href="#">Covington</a>	2643	81
<a href="#">De Soto</a>	22098	261
<a href="#">Forrest</a>	7765	153
<a href="#">Franklin</a>	846	23
<a href="#">George</a>	2505	48
<a href="#">Greene</a>	1312	33
<b>Total</b>	<b>317,407</b>	<b>7,310</b>

County	Total Cases	Total Deaths
Grenada	2633	87
Hancock	3834	87
Harrison	18147	314
Hinds	20479	418
Holmes	1896	74
Humphreys	971	33
Issaquena	169	6
Itawamba	3038	77
Jackson	13549	248
Jasper	2214	48
Jefferson	661	28
Jefferson Davis	1073	33
Jones	8421	165
Kemper	962	28
Lafayette	6254	119
Lamar	6283	88
Lauderdale	7226	240
Lawrence	1306	24
Leake	2703	74
Lee	10017	175
Leflore	3504	125
Lincoln	3992	111
Lowndes	6444	148
Madison	10184	224
Marion	2708	80
Marshall	4558	105
Monroe	4141	135
Montgomery	1282	43
Neshoba	4050	178
Newton	2476	62
Noxubee	1275	34
Oktibbeha	4649	98
<b>Total</b>	<b>317,407</b>	<b>7,310</b>

County	Total Cases	Total Deaths
Panola	4628	109
Pearl River	4550	146
Perry	1265	38
Pike	3352	107
Pontotoc	4230	73
Prentiss	2818	60
Quitman	816	16
Rankin	13787	280
Scott	3183	74
Sharkey	506	17
Simpson	2968	89
Smith	1633	34
Stone	1848	33
Sunflower	3379	91
Tallahatchie	1795	41
Tate	3402	85
Tippah	2901	68
Tishomingo	2298	67
Tunica	1076	26
Union	4139	76
Walthall	1349	46
Warren	4420	122
Washington	5391	135
Wayne	2639	42
Webster	1149	32
Wilkinson	684	31
Winston	2289	81
Yalobusha	1662	38
Yazoo	3125	70
<b>Total</b>	<b>317,407</b>	<b>7,310</b>

## Case Classifications

Mississippi investigates and reports both probable and confirmed cases and deaths according to the [CSTE case definition](#).

	Confirmed	Probable	Total
--	-----------	----------	-------

	Confirmed	Probable	Total
Cases	194,303	123,104	<b>317,407</b>
Deaths	5,040	2,270	<b>7,310</b>

Confirmed cases and deaths are generally determined by positive PCR tests, which detect the presence of ongoing coronavirus infection.

Probable cases are those who test positive by other testing methods such as antibody or antigen, and have recent symptoms consistent with COVID-19, indicating a recent infection.

Probable deaths are those individuals with a designation of COVID-19 as a cause of death on the death certificate, but where no confirmatory testing was performed.

## Mississippi COVID-19 Data Charts and Maps

### Hospitalizations and Bed Availability

▶ [View interactive hospitalization charts](#)

#### COVID-19 Hospitalizations Reported by MS Hospitals, 5/6/21 - 5/26/21 \*,\*\*



### Hospitalization Trend to Date

Updated weekly



## Hospital Bed Availability

Updated weekdays (interactive)



## Case and Incidence Maps

[View all interactive maps](#)

## Recent COVID-19 Activity

Updated weekly

The chart below shows counties according to COVID-19 incidence (cases by population) over the last two weeks. Also see [weekly county incidence tables](#)



Mississippi COVID-19 Two-Week Cases\* Incidence Rate\*\*  
over 5/4/21 - 5/17/21

## Mississippi

Two-Week  
New Cases\*

**2500**

Two-Week Cases\* Incidence  
Rate Per 100,000

**84.0**

Total Cases\* through  
5/17/21

**316,113**

Percent Change

**0.8%**



● <50 ● 50 to 100 ● 100 to 150 ● 150 to 200 ● >200

County	Two-Week New Cases	Two-Week Cases Rate Per 100,000	Cases to Date	Percent Change
ADAMS	151	492.0	2,977	5.0%
COVINGTON	52	279.0	2,616	2.0%
YALOBUSHA	21	173.4	1,657	1.0%
QUITMAN	11	162.0	814	1.0%
LAWRENCE	20	158.9	1,303	2.0%
TISHOMINGO	27	139.3	2,282	1.0%
MARSHALL	49	138.8	4,543	1.0%
LEAKE	31	136.0	2,693	1.0%

\* Cases based on **Event Date**. Event date is date of onset, date of collection, or date of report to MSDH; updated as cases are investigated.

\*\* Rate calculation is based on cumulative cases of past two weeks per 100,000 population.

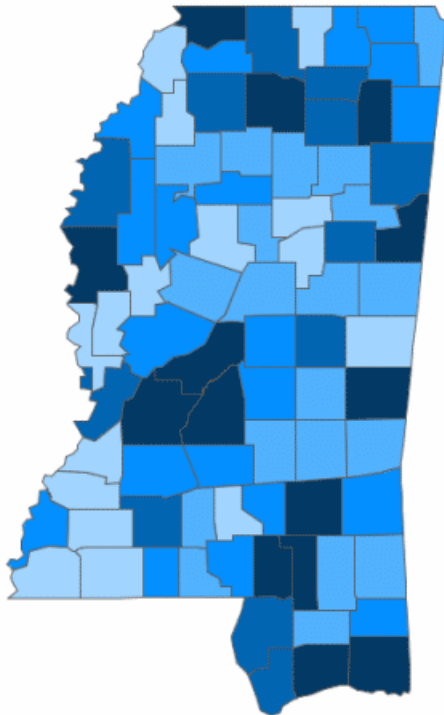
### Cumulative COVID-19 Cases

Total cases and deaths by county since the start of the pandemic. Also see [weekly estimate of recoveries](#)

Mississippi COVID-19  
Cases and Deaths by Race with Ethnicity  
as of 3 pm CT, May 27, 2021

# Mississippi

Total Cases  
**317,407**



● 1 to 1250 ● 1251 to 2500 ● 2501 to 3750 ● 3751 to 5000 ● >5000

	American Indian or Alaska Native	Asian	Black	White	Other	Unknown
Non Hispanic	1,244	1,217	86,372	123,528	3,184	2,642
Hispanic	64	40	453	2,054	3,744	756
Unknown Ethnicity	1,016	348	17,878	27,412	7,472	37,983

Total Deaths  
**7,310**

	American Indian or Alaska Native	Asian	Black	White	Other	Unknown
Non Hispanic	92	13	2,514	3,363	44	19
Hispanic	1	1	9	33	23	2
Unknown Ethnicity	25	7	366	568	68	162

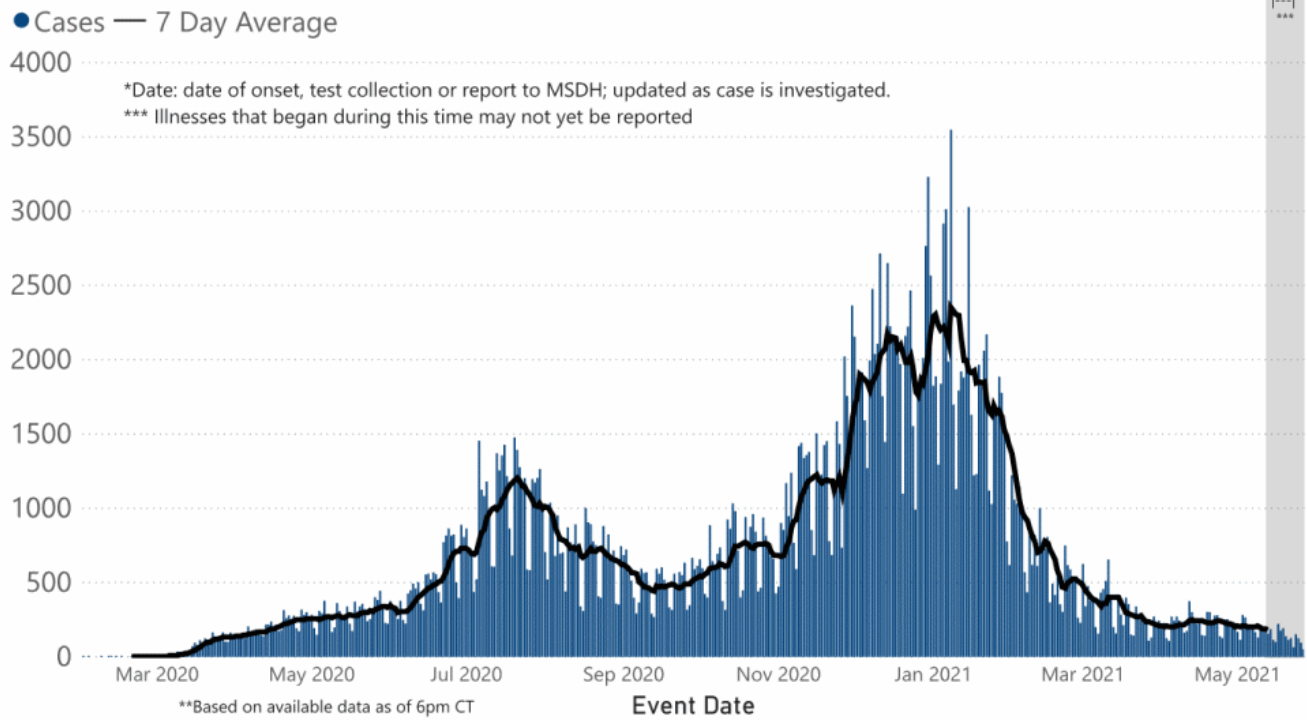
## Daily Statewide Data Charts

Our state case map and other data charts are also available in interactive form.

▶ [View interactive epidemiological and surveillance charts](#)

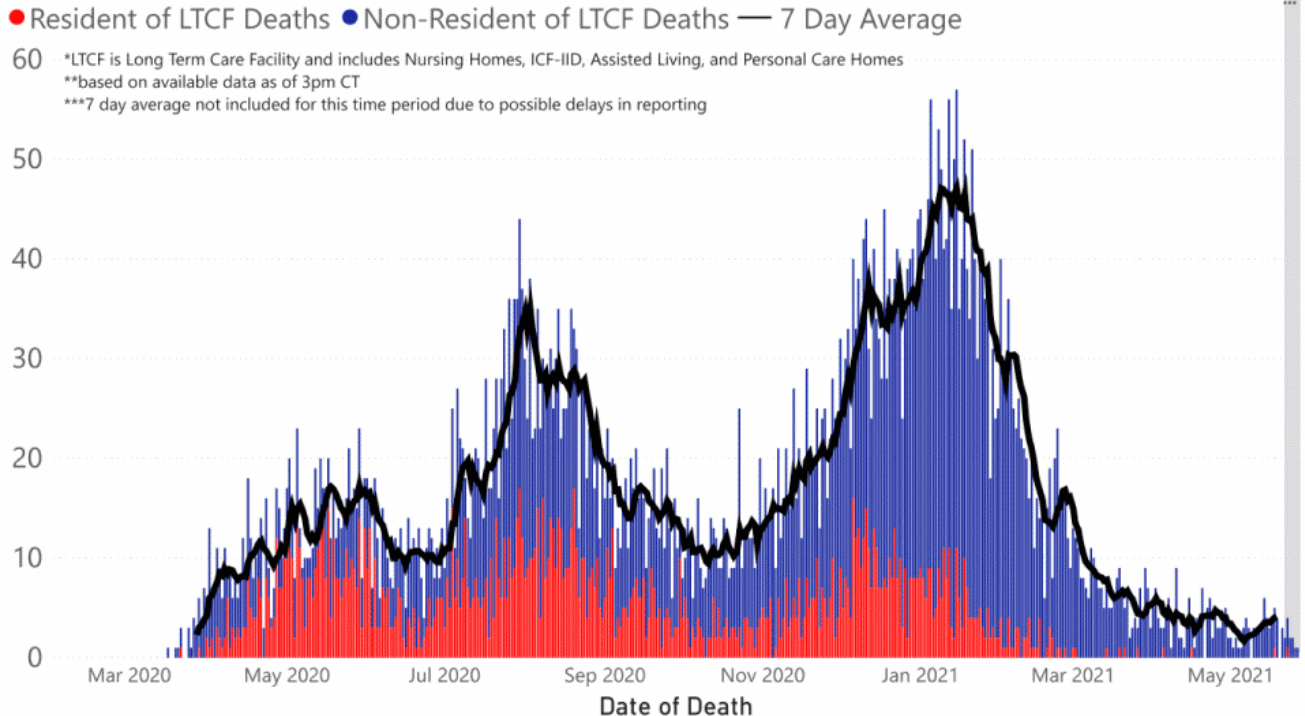
The charts below are based on available data at the time of publication. Charts do **not** include cases where insufficient details of the case are known.

## COVID-19 Cases by Date\* through May 27, 2021\*\*, Mississippi



**Note:** Values up to two weeks in the past on the chart of Cases by Date above can change as we update it with new information from disease investigation.

## COVID-19 LTCF\* and Non-LTCF Deaths by Date of Death through May 27, 2021\*\*, Mississippi



## Weekly Statewide Data Charts

Includes:

- Cases, deaths and hospitalizations, analyzed by age, race/ethnicity, gender and other factors

- MIS-C cases and deaths
- Counties with high COVID-19 cases and incidence
- Syndromic surveillance

▶ [All weekly charts](#)

## Estimated Recoveries

Presumed COVID-19 cases recovered, estimated weekly (does not include cases still under investigation).

### COVID-19 Presumed Recovered Cases through May 24, 2021, Mississippi

**306,872**  
Presumed Recovered\*

\*Reflects Provisional Estimates. Presumed Recovered if:

- 1) It has been 14 days or more since the case tested positive, if they were not hospitalized
- 2) It has been 21 days or more since the case tested positive, if they were hospitalized or hospitalization was unknown.

All deaths excluded. Presumed recovered counts will be updated weekly.

---

## U.S. and World Cases

- ▶ [COVID-19 cases in the United States \(CDC\)](#)
- ▶ [U.S. COVID-19 Tracker \(CDC\)](#)
- ▶ [COVID-19 Global Case Map \(Johns Hopkins University\)](#)

---

## COVID-19 Testing

### Statewide Combined Testing as of May 23

COVID-19 testing providers around the state include commercial laboratories, hospital labs and the MSDH Public Health Laboratory results from all these sources are combined in the table below. (Updated weekly)

**PCR** testing detects current, active COVID-19 infection in an individual.

**Antibody** (serology) testing identifies individuals with past COVID-19 infection based on antibodies they develop one to

three weeks after infection.

**Antigen** testing is another way to identify current COVID-19 infection.

PCR tests	1,812,049
Serology (antibody) tests	94,274
Antigen tests	880,713
<b>Total tests</b>	<b>2,787,036</b>

▶ [Getting tested for COVID-19](#)

---

## Prevention and Guidance for Individuals and the Community

▶ [Preventive steps to take, recommendations, guidance and general information on COVID-19](#)

Last reviewed on Mar 5,

2020

[error on this](#)

[email page](#)

[print](#)

### *Related resources*

▶ [Free COVID-19 Testing and Local Testing Providers](#)

▶ [COVID-19 Guidance and Prevention for Individuals and the Community](#)

Updated May 18, 2021

### *More topics*

- ▶ [\[ Espanol, Tieng Viet, ASL \]](#)
- ▶ [County Data](#)
- ▶ [Handouts and Posters](#)
- ▶ [Healthcare Professionals](#)
- ▶ [Interactive Maps and Charts](#)
- ▶ [Prevention and Safety Guidance](#)
- ▶ [School Cases and Outbreaks](#)
- ▶ [Statewide COVID-19 Data](#)
- ▶ [Testing for COVID-19](#)
- ▶ [Vaccination Against COVID-19](#)

Get COVID-19 e-mail updates daily with our free newsletter:



**Visit us remotely!**

MISSISSIPPI  
**WIC**  
Women, Infants and Children

**Stay home - Call in!**

You can hold your WIC appointment by **phone** or on your **computer**.

**Set up yours today!**

Call your local WIC center

## **AGENCY**

---

[About Us](#)

[Administration](#)

[Board of Health](#)

[County Offices](#)

[Institutional Review](#)

[Jobs](#)

[Locations](#)

[Public Health Laboratory](#)

[RFPs/Grants](#)

[More »](#)

---

[Intranet](#)

[OHIT+ER Service Center](#)

[Webmail](#)

## **INFORMATION**

---

[Apps](#)

[Calendar of Events](#)

[Contact Us](#)

[Meetings](#)

[Health Resources](#)

[Hotlines](#)

[Locations](#)

[News](#)

[Newsletter](#)

[Phone Numbers](#)

[Español](#)

## **I NEED A ...**

---

[Birth Certificate](#)

[Certificate of Need](#)

[Children's Health Insurance](#)

[Complaint Form](#)

[Criminal History Check](#)

[Death Certificate](#)

[Divorce Record](#)

[Food Permit](#)

[Immunization Record](#)

[J-1 Visa](#)

[License Verification](#)

[Marriage Record](#)

[Professional License](#)

[Public Records Request](#)  
[Wastewater Application](#)

**PUBLICATIONS**

[Annual Report](#)  
[CON Weekly Reports](#)  
[Health Facilities Directory](#)  
[Mississippi Morbidity Reports](#)  
[Public Health Report](#)  
[State Health Plan](#)  
[Strategic Plan](#)  
[More »](#)

Mississippi State Department of Health • 570 East Woodrow Wilson Dr • Jackson, MS 39216 • 866-HLTHY4U • [Contact and information](#)

