

Menu



Coronavirus Disease 2019 (COVID-19)

Updated May 31, 2021

Healthcare Professionals

Guidance and more →

- ▶ [Healthcare guidance](#)
- ▶ [Electronic reporting](#)
- ▶ [Vaccine providers](#)
- ▶ [Specimens](#)
- ▶ [Lab dropoff](#)
- ▶ [Facilities guidance](#)
- ▶ [MS-HAN Alerts](#)

[ALL HEALTHCARE](#)

Current Cases and Statistics

County and state data →

- ▶ [Latest update](#)
- ▶ [State data and reports](#)
- ▶ [County data](#)
- ▶ [Charts and maps](#)
- ▶ [Hospitalizations](#)
- ▶ [Lab testing](#)
- ▶ [Recoveries](#)

[ALL STATISTICS](#)

Vaccination, Safety and Testing

Stopping the spread →

- ▶ [Vaccinations](#)
- ▶ [Getting tested](#)
- ▶ [Personal protection](#)
- ▶ [Gatherings and events](#)

- ▶ [Business and community](#)
- ▶ [School guidelines](#)
- ▶ [Long-term care facilities](#)

ALL GUIDANCE

General Information

- ▶ Mississippi COVID-19 Hotline (7 days a week, 7 a.m.–7 p.m.): **877-978-6453**
- ▶ Homebound persons: For assistance with COVID-19 vaccination, send e-mail to COVIDHomebound@msdh.ms.gov
- ▶ [COVID-19 overview, questions and answers, and resources in other languages](#)
- ▶ [Mississippi COVID-19 Vaccine Confidence Report](#)

COVID-19 in Mississippi

New Cases and Deaths as of May 30

NEW CASES

306

New COVID-19 positive test results reported to MSDH for the three-day period May 28 to May 30.

TOTAL MISSISSIPPI CASES

317,713

- ▶ [Totals by county](#)

NEW DEATHS

6

New COVID-19 related deaths reported to MSDH for the three-day period May 28 to May 30.

Three deaths occurred between May 27 and May 28 in the counties below:

- ▶ [County list](#)

Three deaths occurred between December 13, 2020 and May 23, identified from death certificate reports.

- ▶ [County list](#)

TOTAL MISSISSIPPI DEATHS

7,316

▶ [Totals by county](#)

LTC OUTBREAKS

18

Current outbreaks in long-term care (LTC) facilities only. (See [LTC facility outbreak definition](#).)

About our case counts: We currently update our case totals each weekday based on test results from the previous day (or weekend). Outside laboratories also report positive test results to us, which are included in our totals. Multiple positive tests for the same individual are counted only once. County case numbers and deaths may change as investigation finds new or additional information.

Statewide COVID-19 Data and Reports

- ▶ [Mississippi COVID-19 Vaccination Report](#) PDF
Vaccinations distributed and administered as reported to MSDH by vaccination providers
- ▶ [COVID-19 cases by variant type](#) PDF
COVID-19 variant cases by county, updated weekly
- ▶ [K-12 School Reports](#)
Weekly COVID-19 cases, outbreaks and exposure reported by Mississippi schools
- ▶ [Long-Term Care Facility and Residential Care Facility COVID-19 Reports](#)
Data reported directly to MSDH by the facility; cases and deaths in these reports may not yet be included in our totals of lab-reported cases.
- ▶ [Ongoing Outbreaks in Nursing Homes](#)
A wide variety of data from the Centers for Medicare and Medicaid (CMS)
- ▶ [Deaths from COVID-19 and Other Causes](#) PDF
Provisional counts by week of deaths from COVID-19, pneumonia/influenza, and heart disease
- ▶ [Laboratory Testing](#)
Number and type of COVID-19 tests performed
- ▶ [Statewide data charts](#)

County COVID-19 Data

Data Snapshots for Individual Counties

- ▶ [Weekly COVID-19 snapshots for each Mississippi county](#)

Race and Ethnicity

- ▶ [Total COVID-19 cases and deaths by county, race and ethnicity](#) PDF
Current and past data tables, updated weekdays

High Cases and Incidence

- ▶ [Map of Mississippi counties by incidence rate](#)
- ▶ [Table of counties ranked by weekly cases and incidence](#)

Variant Strains

- ▶ [COVID-19 cases by variant type](#) PDF
cases by county, updated weekly

Cumulative Cases and Deaths by County

Totals of all reported COVID-19 cases, including those in long-term care (LTC) facilities.

Long-term care case and death totals by county are undergoing data review and are not currently available.

The numbers in this table are provisional. County case and deaths totals may change as investigation finds new or additional information.

| County | Total Cases | Total Deaths |
|---------------------------|----------------|--------------|
| Adams | 2998 | 82 |
| Alcorn | 3189 | 71 |
| Amite | 1251 | 42 |
| Attala | 2146 | 73 |
| Benton | 1020 | 25 |
| Bolivar | 4814 | 133 |
| Calhoun | 1732 | 32 |
| Carroll | 1223 | 30 |
| Chickasaw | 2095 | 59 |
| Choctaw | 788 | 18 |
| Claiborne | 1028 | 30 |
| Clarke | 1789 | 80 |
| Clay | 1861 | 54 |
| Coahoma | 2976 | 81 |
| Copiah | 2989 | 66 |
| Covington | 2647 | 81 |
| De Soto | 22129 | 263 |
| Forrest | 7779 | 153 |
| Franklin | 846 | 23 |
| George | 2508 | 48 |
| Greene | 1312 | 33 |
| Total | 317,713 | 7,316 |

| County | Total Cases | Total Deaths |
|--------------------|----------------|--------------|
| Grenada | 2635 | 87 |
| Hancock | 3837 | 87 |
| Harrison | 18184 | 314 |
| Hinds | 20505 | 418 |
| Holmes | 1896 | 74 |
| Humphreys | 972 | 33 |
| Issaquena | 169 | 6 |
| Itawamba | 3043 | 77 |
| Jackson | 13564 | 248 |
| Jasper | 2215 | 48 |
| Jefferson | 661 | 28 |
| Jefferson Davis | 1073 | 33 |
| Jones | 8422 | 165 |
| Kemper | 963 | 28 |
| Lafayette | 6258 | 119 |
| Lamar | 6286 | 88 |
| Lauderdale | 7235 | 241 |
| Lawrence | 1306 | 24 |
| Leake | 2706 | 74 |
| Lee | 10024 | 175 |
| Leflore | 3507 | 125 |
| Lincoln | 3996 | 111 |
| Lowndes | 6446 | 149 |
| Madison | 10186 | 224 |
| Marion | 2708 | 80 |
| Marshall | 4559 | 105 |
| Monroe | 4142 | 135 |
| Montgomery | 1283 | 43 |
| Neshoba | 4051 | 178 |
| Newton | 2478 | 62 |
| Noxubee | 1278 | 34 |
| Oktibbeha | 4651 | 98 |
| Total | 317,713 | 7,316 |

| County | Total Cases | Total Deaths |
|--------------|----------------|--------------|
| Panola | 4631 | 109 |
| Pearl River | 4559 | 146 |
| Perry | 1265 | 38 |
| Pike | 3353 | 107 |
| Pontotoc | 4232 | 73 |
| Prentiss | 2822 | 60 |
| Quitman | 817 | 16 |
| Rankin | 13793 | 281 |
| Scott | 3183 | 74 |
| Sharkey | 506 | 17 |
| Simpson | 2973 | 89 |
| Smith | 1636 | 34 |
| Stone | 1850 | 33 |
| Sunflower | 3383 | 91 |
| Tallahatchie | 1796 | 41 |
| Tate | 3404 | 85 |
| Tippah | 2902 | 68 |
| Tishomingo | 2299 | 67 |
| Tunica | 1076 | 26 |
| Union | 4144 | 76 |
| Walthall | 1349 | 46 |
| Warren | 4427 | 122 |
| Washington | 5393 | 135 |
| Wayne | 2642 | 42 |
| Webster | 1150 | 32 |
| Wilkinson | 684 | 31 |
| Winston | 2292 | 81 |
| Yalobusha | 1666 | 38 |
| Yazoo | 3127 | 70 |
| Total | 317,713 | 7,316 |

Case Classifications

Mississippi investigates and reports both probable and confirmed cases and deaths according to the [CSTE case definition](#).

| | Confirmed | Probable | Total |
|--|-----------|----------|-------|
|--|-----------|----------|-------|

| | Confirmed | Probable | Total |
|--------|-----------|----------|----------------|
| Cases | 194,482 | 123,231 | 317,713 |
| Deaths | 5,045 | 2,271 | 7,316 |

Confirmed cases and deaths are generally determined by positive PCR tests, which detect the presence of ongoing coronavirus infection.

Probable cases are those who test positive by other testing methods such as antibody or antigen, and have recent symptoms consistent with COVID-19, indicating a recent infection.

Probable deaths are those individuals with a designation of COVID-19 as a cause of death on the death certificate, but where no confirmatory testing was performed.

Mississippi COVID-19 Data Charts and Maps

Hospitalizations and Bed Availability

▶ [View interactive hospitalization charts](#)

COVID-19 Hospitalizations Reported by MS Hospitals, 5/6/21 - 5/26/21 *,**



Hospitalization Trend to Date

Updated weekly



Hospital Bed Availability

Updated weekdays (interactive)



Case and Incidence Maps

[View all interactive maps](#)

Recent COVID-19 Activity

Updated weekly

The chart below shows counties according to COVID-19 incidence (cases by population) over the last two weeks. Also see [weekly county incidence tables](#)

Mississippi COVID-19 Two-Week Cases* Incidence Rate**
over 5/4/21 - 5/17/21

Mississippi

Two-Week
New Cases*

2500

Two-Week Cases* Incidence
Rate Per 100,000

84.0

Total Cases* through
5/17/21

316,113

Percent Change

0.8%



● <50 ● 50 to 100 ● 100 to 150 ● 150 to 200 ● >200

| County | Two-Week New Cases | Two-Week Cases Rate Per 100,000 | Cases to Date | Percent Change |
|------------|-----------------------|------------------------------------|------------------|-------------------|
| ADAMS | 151 | 492.0 | 2,977 | 5.0% |
| COVINGTON | 52 | 279.0 | 2,616 | 2.0% |
| YALOBUSHA | 21 | 173.4 | 1,657 | 1.0% |
| QUITMAN | 11 | 162.0 | 814 | 1.0% |
| LAWRENCE | 20 | 158.9 | 1,303 | 2.0% |
| TISHOMINGO | 27 | 139.3 | 2,282 | 1.0% |
| MARSHALL | 49 | 138.8 | 4,543 | 1.0% |
| LEAKE | 31 | 136.0 | 2,693 | 1.0% |

* Cases based on **Event Date**. Event date is date of onset, date of collection, or date of report to MSDH; updated as cases are investigated.

** Rate calculation is based on cumulative cases of past two weeks per 100,000 population.

Cumulative COVID-19 Cases

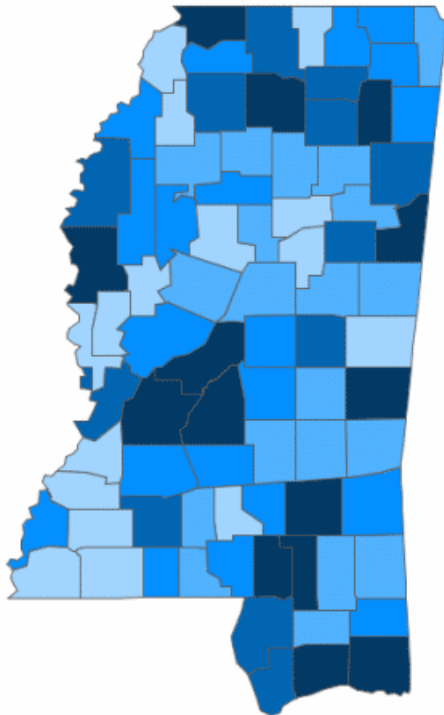
Total cases and deaths by county since the start of the pandemic. Also see [weekly estimate of recoveries](#)

Mississippi COVID-19
Cases and Deaths by Race with Ethnicity
as of 3 pm CT, May 27, 2021

Mississippi

Total Cases

317,407



● 1 to 1250 ● 1251 to 2500 ● 2501 to 3750 ● 3751 to 5000 ● >5000

| | American Indian or Alaska Native | Asian | Black | White | Other | Unknown |
|-------------------|----------------------------------|-------|--------|---------|-------|---------|
| Non Hispanic | 1,244 | 1,217 | 86,372 | 123,528 | 3,184 | 2,642 |
| Hispanic | 64 | 40 | 453 | 2,054 | 3,744 | 756 |
| Unknown Ethnicity | 1,016 | 348 | 17,878 | 27,412 | 7,472 | 37,983 |

Total Deaths

7,310

| | American Indian or Alaska Native | Asian | Black | White | Other | Unknown |
|-------------------|----------------------------------|-------|-------|-------|-------|---------|
| Non Hispanic | 92 | 13 | 2,514 | 3,363 | 44 | 19 |
| Hispanic | 1 | 1 | 9 | 33 | 23 | 2 |
| Unknown Ethnicity | 25 | 7 | 366 | 568 | 68 | 162 |

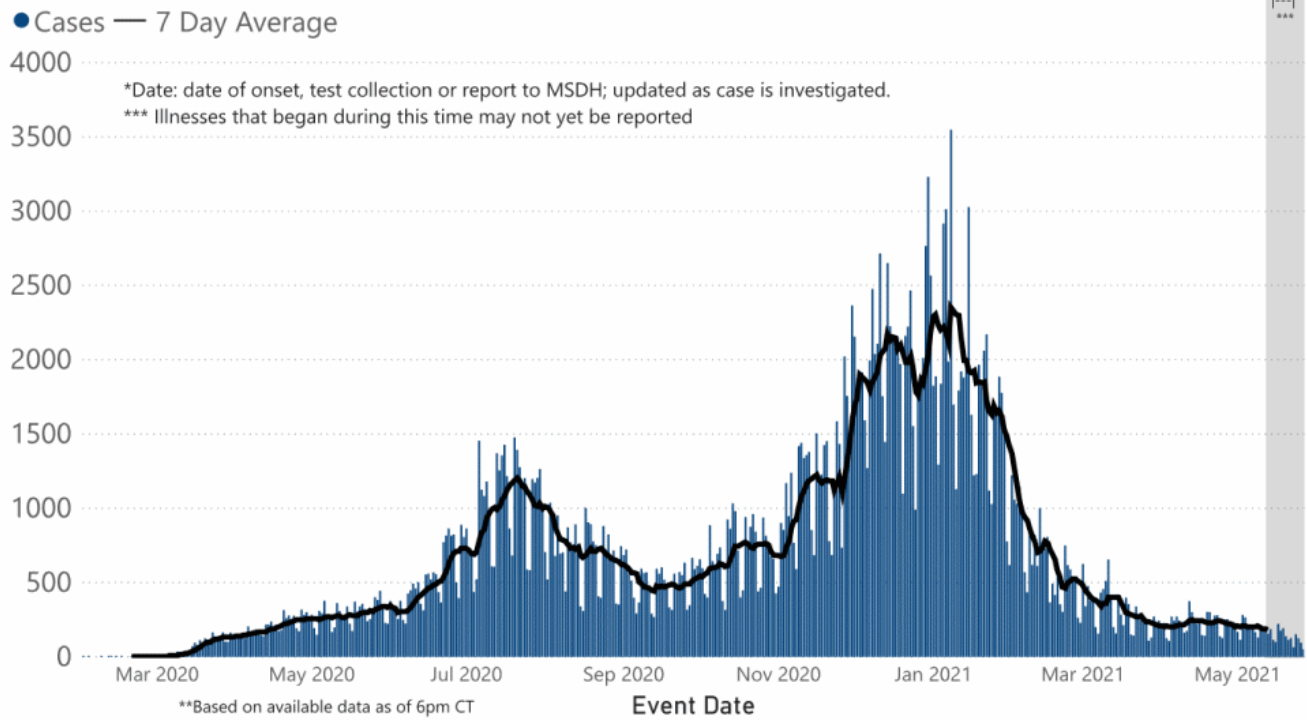
Daily Statewide Data Charts

Our state case map and other data charts are also available in interactive form.

▶ [View interactive epidemiological and surveillance charts](#)

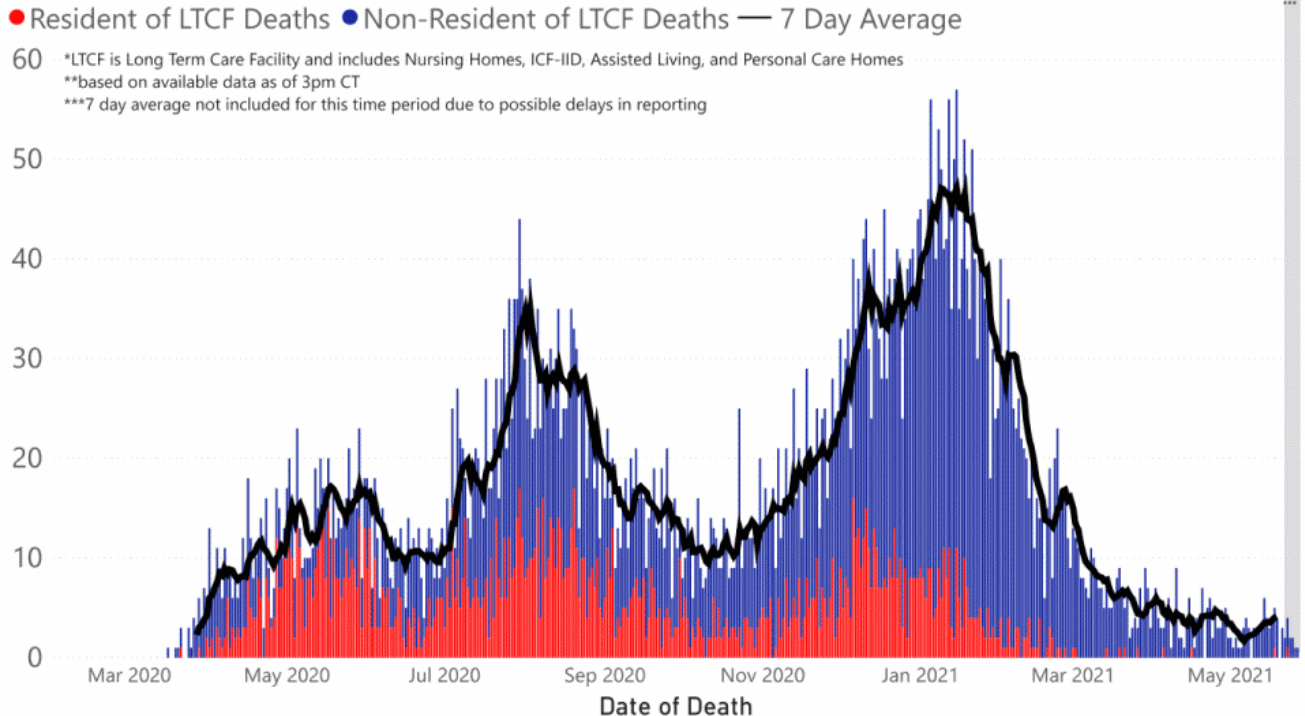
The charts below are based on available data at the time of publication. Charts do **not** include cases where insufficient details of the case are known.

COVID-19 Cases by Date* through May 27, 2021**, Mississippi



Note: Values up to two weeks in the past on the chart of Cases by Date above can change as we update it with new information from disease investigation.

COVID-19 LTCF* and Non-LTCF Deaths by Date of Death through May 27, 2021**, Mississippi



Weekly Statewide Data Charts

Includes:

- Cases, deaths and hospitalizations, analyzed by age, race/ethnicity, gender and other factors

- MIS-C cases and deaths
- Counties with high COVID-19 cases and incidence
- Syndromic surveillance

▶ [All weekly charts](#)

Estimated Recoveries

Presumed COVID-19 cases recovered, estimated weekly (does not include cases still under investigation).

COVID-19 Presumed Recovered Cases through May 24, 2021, Mississippi

306,872
Presumed Recovered*

*Reflects Provisional Estimates. Presumed Recovered if:

- 1) It has been 14 days or more since the case tested positive, if they were not hospitalized
- 2) It has been 21 days or more since the case tested positive, if they were hospitalized or hospitalization was unknown.

All deaths excluded. Presumed recovered counts will be updated weekly.

U.S. and World Cases

- ▶ [COVID-19 cases in the United States \(CDC\)](#)
- ▶ [U.S. COVID-19 Tracker \(CDC\)](#)
- ▶ [COVID-19 Global Case Map \(Johns Hopkins University\)](#)

COVID-19 Testing

Statewide Combined Testing as of May 23

COVID-19 testing providers around the state include commercial laboratories, hospital labs and the MSDH Public Health Laboratory results from all these sources are combined in the table below. (Updated weekly)

PCR testing detects current, active COVID-19 infection in an individual.

Antibody (serology) testing identifies individuals with past COVID-19 infection based on antibodies they develop one to

three weeks after infection.

Antigen testing is another way to identify current COVID-19 infection.

| | |
|---------------------------|------------------|
| PCR tests | 1,812,049 |
| Serology (antibody) tests | 94,274 |
| Antigen tests | 880,713 |
| Total tests | 2,787,036 |

▶ [Getting tested for COVID-19](#)

Prevention and Guidance for Individuals and the Community

▶ [Preventive steps to take, recommendations, guidance and general information on COVID-19](#)

Last reviewed on Mar 5,
2020

[error on this](#)

[email page](#)

[print](#)

Related resources

▶ [Free COVID-19 Testing and Local Testing Providers](#)

▶ [COVID-19 Guidance and Prevention for Individuals and the Community](#)

Updated May 18, 2021

More topics

- ▶ [\[Espanol, Tieng Viet, ASL \]](#)
- ▶ [County Data](#)
- ▶ [Handouts and Posters](#)
- ▶ [Healthcare Professionals](#)
- ▶ [Interactive Maps and Charts](#)
- ▶ [Prevention and Safety Guidance](#)
- ▶ [School Cases and Outbreaks](#)
- ▶ [Statewide COVID-19 Data](#)
- ▶ [Testing for COVID-19](#)
- ▶ [Vaccination Against COVID-19](#)

Get COVID-19 e-mail updates daily with our free newsletter:



Free COVID-19 Rapid Testing

Free drive-through testing open to the public
No symptoms required for college students and others

[Check our weekly schedule of free testing locations statewide](#)

[FULL INFORMATION](#)

AGENCY

[About Us](#)

[Administration](#)

[Board of Health](#)

[County Offices](#)

[Institutional Review](#)

[Jobs](#)

[Locations](#)

[Public Health Laboratory](#)

[RFPs/Grants](#)

[More »](#)

[Intranet](#)

[OHIT+ER Service Center](#)

[Webmail](#)

INFORMATION

[Apps](#)

[Calendar of Events](#)

[Contact Us](#)

[Meetings](#)

[Health Resources](#)

[Hotlines](#)

[Locations](#)

[News](#)

[Newsletter](#)

[Phone Numbers](#)

[Español](#)

I NEED A ...

[Birth Certificate](#)

[Certificate of Need](#)

[Children's Health Insurance](#)

[Complaint Form](#)

[Criminal History Check](#)

[Death Certificate](#)

[Divorce Record](#)

[Food Permit](#)

[Immunization Record](#)

[J-1 Visa](#)

[License Verification](#)

[Marriage Record](#)

[Professional License](#)

[Public Records Request](#)
[Wastewater Application](#)

PUBLICATIONS

[Annual Report](#)
[CON Weekly Reports](#)
[Health Facilities Directory](#)
[Mississippi Morbidity Reports](#)
[Public Health Report](#)
[State Health Plan](#)
[Strategic Plan](#)

[More »](#)

Mississippi State Department of Health • 570 East Woodrow Wilson Dr • Jackson, MS 39216 • 866-HLTHY4U • [Contact and information](#)

