

Menu



## Coronavirus Disease 2019 (COVID-19)

*Updated June 7, 2021*

### Healthcare Professionals

Guidance and more →

- ▶ [Healthcare guidance](#)
- ▶ [Electronic reporting](#)
- ▶ [Vaccine providers](#)
- ▶ [Facilities guidance](#)
- ▶ [MS-HAN Alerts](#)

[ALL HEALTHCARE](#)

### Current Cases and Statistics

County and state data →

- ▶ [Latest update](#)
- ▶ [Data reports](#)
- ▶ [Charts and maps](#)
- ▶ [Hospitalizations](#)
- ▶ [Lab testing](#)

[ALL STATISTICS](#)

### Vaccination, Safety and Testing

Stopping the spread →

- ▶ [Vaccinations](#)
- ▶ [Getting tested](#)
- ▶ [Personal protection](#)
- ▶ [Business and community](#)
- ▶ [Long-term care facilities](#)

[ALL GUIDANCE](#)

## General Information

- ▶ Mississippi COVID-19 Hotline (7 days a week, 7 a.m.–7 p.m.): [877-978-6453](tel:877-978-6453)
- ▶ Homebound persons: For assistance with COVID-19 vaccination, send e-mail to [COVIDHomebound@msdh.ms.gov](mailto:COVIDHomebound@msdh.ms.gov)
- ▶ [COVID-19 overview, questions and answers, and resources in other languages](#)
- ▶ [Mississippi COVID-19 Vaccine Confidence Report](#)

## COVID-19 in Mississippi

### New Cases and Deaths as of June 6

#### NEW CASES

**332**

New COVID-19 positive test results reported to MSDH between June 4 and June 6.

#### TOTAL MISSISSIPPI CASES

**318,521**

▶ [Totals by county](#)

#### NEW DEATHS

**8**

New COVID-19 related deaths reported to MSDH between June 4 and June 6.

Four deaths occurred between June 1 and June 3 in the counties below:

▶ [County list](#)

Four deaths occurred between January 3 and May 27, identified from death certificate reports.

▶ [County list](#)

#### TOTAL MISSISSIPPI DEATHS

**7,333**

▶ [Totals by county](#)

## LTC OUTBREAKS

16

Current outbreaks in long-term care (LTC) facilities only. (See [LTC facility outbreak definition](#).)

▶ [LTC cases by county](#)

**About our case counts:** We currently update our case totals each weekday based on test results reported to MSDH from the previous day (or weekend). Multiple positive tests for the same individual are counted only once. County case numbers and deaths may change as investigation finds new or additional information.

## COVID-19 Data Reports

- ▶ [Variants of concern](#) PDF  
Cases of COVID-19 variants of concern by county, updated weekly
- ▶ [Vaccinations](#)  
COVID-19 vaccinations administered in Mississippi, as reported to MSDH by vaccination providers
- ▶ [Deaths by cause](#)  
Deaths from COVID-19 pneumonia/influenza, and heart disease; updated weekly
- ▶ [Schools](#)  
Weekly COVID-19 cases, outbreaks and exposure reported by Mississippi K-12 schools
- ▶ [Long-term care facilities](#)  
LTC and residential care facility cases and deaths reported to MSDH by facilities
- ▶ [Nursing homes](#)  
Ongoing outbreaks and other data from the Centers for Medicare and Medicaid (CMS)
- ▶ [County snapshots](#)  
Weekly COVID-19 summaries for each Mississippi county
- ▶ [County totals](#)  
Total COVID-19 cases and deaths by county, race and ethnicity; updated weekdays
- ▶ [Counties by incidence](#)  
Counties ranked by weekly cases and incidence

## Cumulative Cases and Deaths by County

Totals of all reported COVID-19 cases, including those in long-term care (LTC) facilities.

*The numbers in this table are provisional. County case and deaths totals may change as investigation finds new or additional information.*

County	Total Cases	Total Deaths	Total LTC Facility Cases	Total LTC Facility Deaths
<a href="#">Adams</a>	3029	84	83	16
<a href="#">Alcorn</a>	3223	72	130	20
<b>Total</b>	<b>318,521</b>	<b>7,333</b>	<b>10,485</b>	<b>1,982</b>

County	Total Cases	Total Deaths	Total LTC Facility Cases	Total LTC Facility Deaths
Amite	1254	42	57	9
Attala	2149	73	175	36
Benton	1022	25	46	10
Bolivar	4823	133	235	33
Calhoun	1734	32	36	6
Carroll	1222	30	51	10
Chickasaw	2101	59	60	15
Choctaw	788	18	2	0
Claiborne	1029	30	45	9
Clarke	1789	80	123	31
Clay	1869	54	38	5
Coahoma	2979	81	129	12
Copiah	2992	66	83	11
Covington	2658	81	139	39
De Soto	22186	264	113	24
Forrest	7797	153	244	52
Franklin	849	23	40	4
George	2517	48	59	8
Greene	1315	33	53	6
Grenada	2637	87	155	33
Hancock	3842	87	69	14
Harrison	18269	314	490	69
Hinds	20565	419	804	131
Holmes	1902	74	104	20
Humphreys	972	33	34	9
Issaquena	169	6	0	0
Itawamba	3046	77	134	23
Jackson	13616	248	241	35
Jasper	2216	48	43	2
Jefferson	662	28	41	7
Jefferson Davis	1073	33	9	1
Jones	8439	166	220	42
<b>Total</b>	<b>318,521</b>	<b>7,333</b>	<b>10,485</b>	<b>1,982</b>

County	Total Cases	Total Deaths	Total LTC Facility Cases	Total LTC Facility Deaths
Kemper	966	28	44	9
Lafayette	6283	120	187	55
Lamar	6304	88	54	13
Lauderdale	7250	242	443	101
Lawrence	1308	24	27	2
Leake	2713	74	92	16
Lee	10040	176	222	42
Leflore	3511	125	236	52
Lincoln	4003	111	197	40
Lowndes	6472	149	258	63
Madison	10202	224	369	69
Marion	2712	80	158	24
Marshall	4567	105	65	15
Monroe	4150	135	190	55
Montgomery	1286	43	54	9
Neshoba	4059	179	203	59
Newton	2480	63	88	15
Noxubee	1279	34	35	6
Oktibbeha	4656	98	222	36
Panola	4652	110	104	15
Pearl River	4576	146	190	37
Perry	1266	38	21	8
Pike	3359	107	135	35
Pontotoc	4237	73	86	13
Prentiss	2828	60	99	15
Quitman	817	16	0	0
Rankin	13819	282	392	61
Scott	3187	74	115	18
Sharkey	508	17	43	8
Simpson	2977	89	158	20
Smith	1639	34	68	8
Stone	1862	33	85	14
Sunflower	3389	91	123	20
<b>Total</b>	<b>318,521</b>	<b>7,333</b>	<b>10,485</b>	<b>1,982</b>

County	Total Cases	Total Deaths	Total LTC Facility Cases	Total LTC Facility Deaths
Tallahatchie	1798	41	50	7
Tate	3419	86	80	19
Tippah	2908	68	119	13
Tishomingo	2303	67	102	27
Tunica	1078	27	18	2
Union	4151	76	131	23
Walthall	1350	46	69	13
Warren	4432	121	170	37
Washington	5405	135	190	39
Wayne	2643	42	69	11
Webster	1150	32	61	12
Wilkinson	692	32	25	5
Winston	2296	81	130	39
Yalobusha	1674	39	82	22
Yazoo	3132	71	141	18
<b>Total</b>	<b>318,521</b>	<b>7,333</b>	<b>10,485</b>	<b>1,982</b>

## Case Classifications

Mississippi investigates and reports both probable and confirmed cases and deaths according to the [CSTE case definition](#).

	Confirmed	Probable	Total
Cases	194,996	123,525	<b>318,521</b>
Deaths	5,055	2,278	<b>7,333</b>

Confirmed cases and deaths are generally determined by positive PCR tests, which detect the presence of ongoing coronavirus infection.

Probable cases are those who test positive by other testing methods such as antibody or antigen, and have recent symptoms consistent with COVID-19, indicating a recent infection.

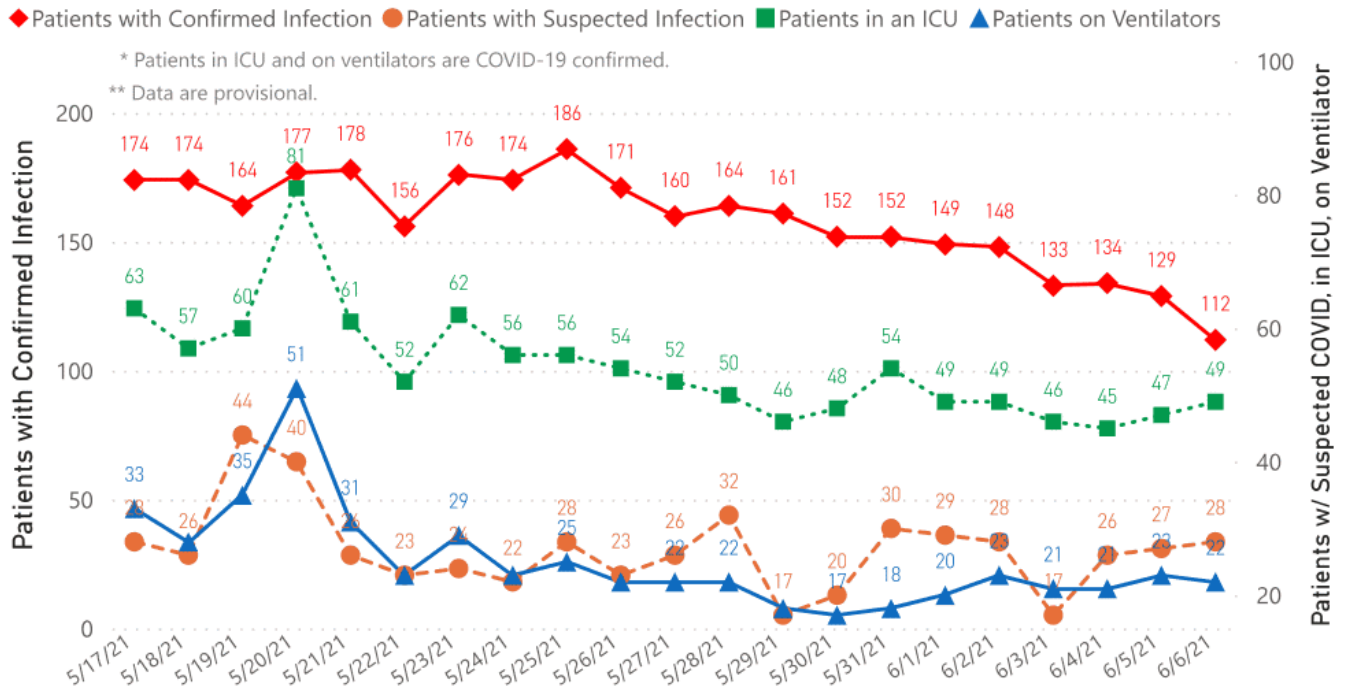
Probable deaths are those individuals with a designation of COVID-19 as a cause of death on the death certificate, but where no confirmatory testing was performed.

## Mississippi COVID-19 Data Charts and Maps

### Hospitalizations and Bed Availability

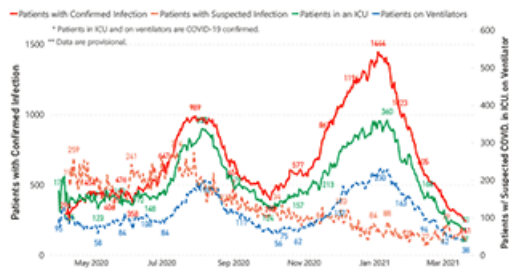
► [View interactive hospitalization charts](#)

## COVID-19 Hospitalizations Reported by MS Hospitals, 5/17/21-6/6/21 \*,\*\*



## Hospitalization Trend to Date

Updated weekly



## Hospital Bed Availability

Updated weekdays (interactive)



## Case and Incidence Maps

▶ [View all interactive maps](#)

## Recent COVID-19 Activity

Updated weekly

The chart below shows counties according to COVID-19 incidence (cases by population) over the last two weeks. Also see [weekly county incidence tables](#)

### Mississippi COVID-19 Two-Week Cases\* Incidence Rate\*\* over 5/11/21 - 5/24/21

## Mississippi

Two-Week  
New Cases\*

**2231**

Total Cases\* through  
5/24/21

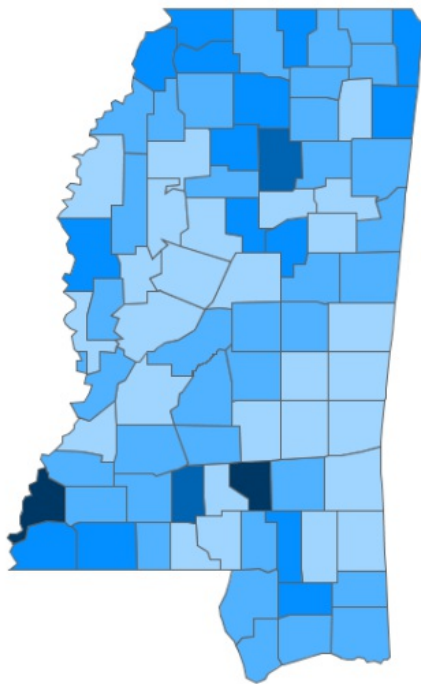
**317,212**

Two-Week Cases\* Incidence  
Rate Per 100,000

**75.0**

Percent Change

**0.7%**



● <50 ● 50 to 100 ● 100 to 150 ● 150 to 200 ● >200

County	Two-Week New Cases	Two-Week Cases Rate Per 100,000	Cases to Date	Percent Change
ADAMS	73	237.8	2,994	2.0%
COVINGTON	43	230.7	2,639	2.0%
CALHOUN	23	160.2	1,729	1.0%
LAWRENCE	20	158.9	1,306	2.0%
WILKINSON	12	139.0	684	2.0%
AMITE	17	138.2	1,247	1.0%
ITAWAMBA	32	136.8	3,036	1.0%
TISHOMINGO	26	134.1	2,295	1.0%

\* Cases based on **Event Date**. Event date is date of onset, date of collection, or date of report to MSDH; updated as cases are investigated.

\*\* Rate calculation is based on cumulative cases of past two weeks per 100,000 population.

## Cumulative COVID-19 Cases

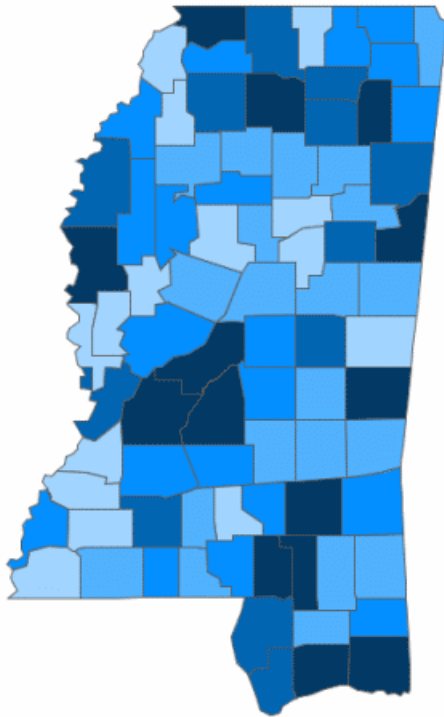
Total cases and deaths by county since the start of the pandemic. Also see [weekly estimate of recoveries](#)



Mississippi COVID-19  
Cases and Deaths by Race with Ethnicity  
as of 3 pm CT, June 6, 2021

# Mississippi

Total Cases  
**318,521**



● 1 to 1250 ● 1251 to 2500 ● 2501 to 3750 ● 3751 to 5000 ● >5000

	American Indian or Alaska Native	Asian	Black	White	Other	Unknown
Non Hispanic	1,246	1,222	86,699	124,094	3,197	2,648
Hispanic	64	40	456	2,061	3,759	758
Unknown Ethnicity	1,018	348	17,897	27,452	7,478	38,084

Total Deaths  
**7,333**

	American Indian or Alaska Native	Asian	Black	White	Other	Unknown
Non Hispanic	92	13	2,523	3,375	44	19
Hispanic	1	1	9	33	23	2
Unknown Ethnicity	25	7	366	569	69	162

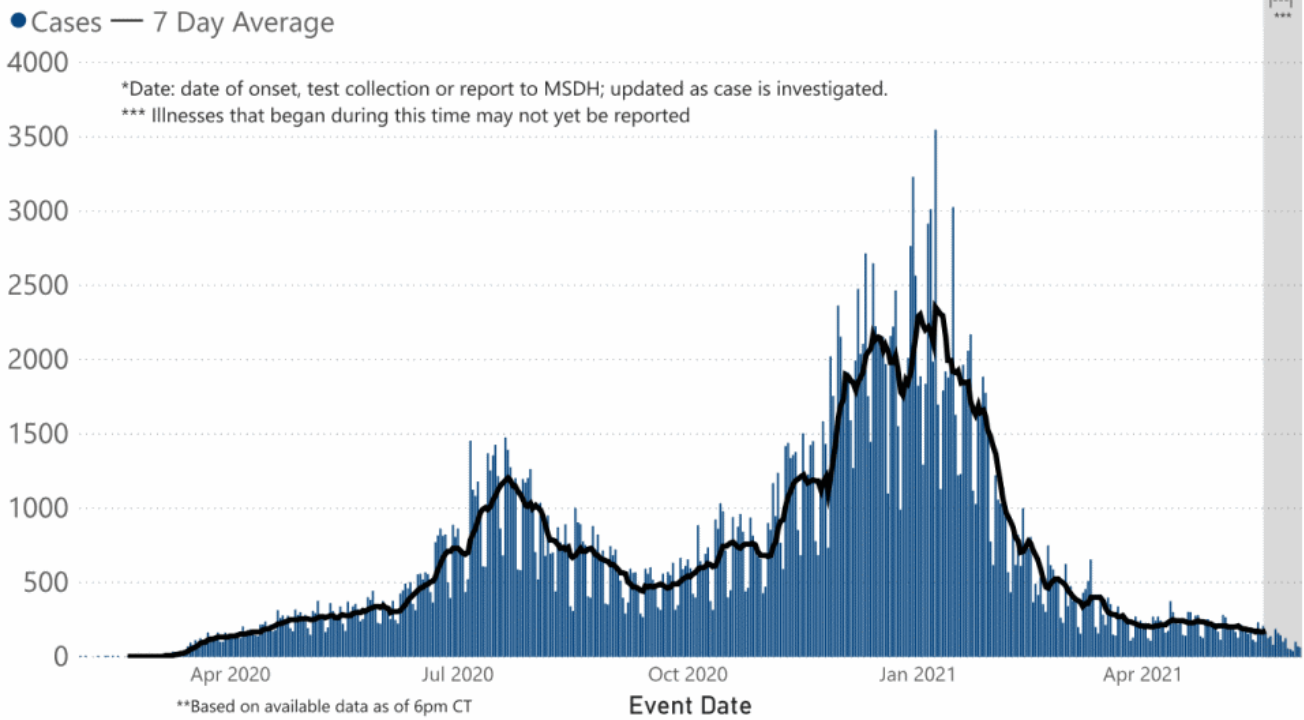
## Daily Statewide Data Charts

Our state case map and other data charts are also available in interactive form.

▶ [View interactive epidemiological and surveillance charts](#)

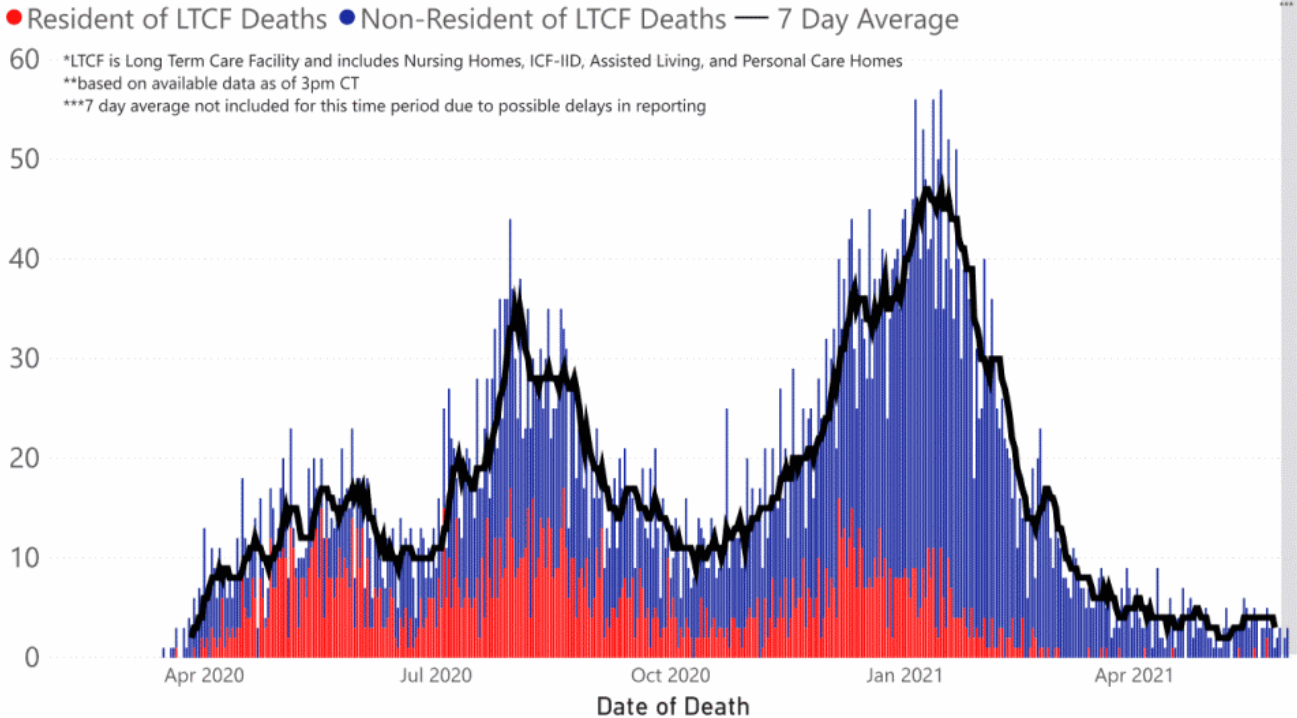
The charts below are based on available data at the time of publication. Charts do **not** include cases where insufficient details of the case are known.

## COVID-19 Cases by Date\* through June 3, 2021\*\*, Mississippi



**Note:** Values up to two weeks in the past on the chart of Cases by Date above can change as we update it with new information from disease investigation.

## COVID-19 LTCF\* and Non-LTCF Deaths by Date of Death through June 3, 2021\*\*, Mississippi



## Weekly Statewide Data Charts

Includes:

- Cases, deaths and hospitalizations, analyzed by age, race/ethnicity, gender and other factors

- MIS-C cases and deaths
- Counties with high COVID-19 cases and incidence
- Syndromic surveillance

▶ [All weekly charts](#)

## Estimated Recoveries

Presumed COVID-19 cases recovered, estimated weekly (does not include cases still under investigation).

### COVID-19 Presumed Recovered Cases through May 31, 2021, Mississippi

**308,103**  
Presumed Recovered\*

\*Reflects Provisional Estimates. Presumed Recovered if:

- 1) It has been 14 days or more since the case tested positive, if they were not hospitalized
- 2) It has been 21 days or more since the case tested positive, if they were hospitalized or hospitalization was unknown.

All deaths excluded. Presumed recovered counts will be updated weekly.

---

## U.S. and World Cases

- ▶ [COVID-19 cases in the United States \(CDC\)](#)
- ▶ [U.S. COVID-19 Tracker \(CDC\)](#)
- ▶ [COVID-19 Global Case Map \(Johns Hopkins University\)](#)

---

## COVID-19 Testing

### Statewide Combined Testing as of June 6

COVID-19 testing providers around the state include commercial laboratories, hospital labs and the MSDH Public Health Laboratory results from all these sources are combined in the table below. (Updated weekly)

**PCR** testing detects current, active COVID-19 infection in an individual.

**Antibody** (serology) testing identifies individuals with past COVID-19 infection based on antibodies they develop one to

three weeks after infection.

**Antigen** testing is another way to identify current COVID-19 infection.

PCR tests	1,831,294
Serology (antibody) tests	95,492
Antigen tests	896,184
<b>Total tests</b>	<b>2,822,970</b>

▶ [Getting tested for COVID-19](#)

---

## Prevention and Guidance for Individuals and the Community

▶ [Preventive steps to take, recommendations, guidance and general information on COVID-19](#)

Last reviewed on Mar 5,  
2020

[error on this](#)

[email page](#)

[print](#)

### *Related resources*

▶ [Free COVID-19 Testing and Local Testing Providers](#)

▶ [COVID-19 Guidance and Prevention for Individuals and the Community](#)

Updated May 18, 2021

### *More topics*

- ▶ [\[ Espanol, Tieng Viet, ASL \]](#)
- ▶ [County Data](#)
- ▶ [Handouts and Posters](#)
- ▶ [Healthcare Professionals](#)
- ▶ [Interactive Maps and Charts](#)
- ▶ [Prevention and Safety Guidance](#)
- ▶ [School Cases and Outbreaks](#)
- ▶ [Statewide COVID-19 Data](#)
- ▶ [Testing for COVID-19](#)
- ▶ [Vaccination Against COVID-19](#)

Get COVID-19 e-mail updates daily with our free newsletter:



# COVID-19 Vaccinations

Latest information

Questions and answers

Mississippi Vaccination Report

Now vaccinating all Mississippians aged 12 and older.

[FULL INFORMATION](#)

## **AGENCY**

---

[About Us](#)

[Administration](#)

[Board of Health](#)

[County Offices](#)

[Institutional Review](#)

[Jobs](#)

[Locations](#)

[Public Health Laboratory](#)

[RFPs/Grants](#)

[More »](#)

---

[Intranet](#)

[OHIT+ER Service Center](#)

[Webmail](#)

## **INFORMATION**

---

[Apps](#)

[Calendar of Events](#)

[Contact Us](#)

[Meetings](#)

[Health Resources](#)

[Hotlines](#)

[Locations](#)

[News](#)

[Newsletter](#)

[Phone Numbers](#)

[Español](#)

## **I NEED A ...**

---

[Birth Certificate](#)

[Certificate of Need](#)

[Children's Health Insurance](#)

[Complaint Form](#)

[Criminal History Check](#)

[Death Certificate](#)

[Divorce Record](#)

[Food Permit](#)

[Immunization Record](#)

[J-1 Visa](#)

[License Verification](#)

[Marriage Record](#)

[Professional License](#)

[Public Records Request](#)  
[Wastewater Application](#)

#### **PUBLICATIONS**

---

[Annual Report](#)  
[CON Weekly Reports](#)  
[Health Facilities Directory](#)  
[Mississippi Morbidity Reports](#)  
[Public Health Report](#)  
[State Health Plan](#)  
[Strategic Plan](#)  
[More »](#)

Mississippi State Department of Health • 570 East Woodrow Wilson Dr • Jackson, MS 39216 • 866-HLTHY4U • [Contact and information](#)

