



Coronavirus Disease 2019 (COVID-19)

Updated June 11, 2021

Healthcare Professionals

Guidance and more →

- ▶ [Healthcare guidance](#)
- ▶ [Electronic reporting](#)
- ▶ [Vaccine providers](#)
- ▶ [Facilities guidance](#)
- ▶ [MS-HAN Alerts](#)

[ALL HEALTHCARE](#)

Current Cases and Statistics

County and state data →

- ▶ [Latest update](#)
- ▶ [Data reports](#)
- ▶ [Charts and maps](#)
- ▶ [Hospitalizations](#)
- ▶ [Lab testing](#)

[ALL STATISTICS](#)

Vaccination, Safety and Testing

Stopping the spread →

- ▶ [Vaccinations](#)
- ▶ [Getting tested](#)
- ▶ [Personal protection](#)
- ▶ [Business and community](#)
- ▶ [Long-term care facilities](#)

[ALL GUIDANCE](#)

General Information

- ▶ Mississippi COVID-19 Hotline (7 days a week, 7 a.m.–7 p.m.): [877-978-6453](tel:877-978-6453)
- ▶ Homebound persons: For assistance with COVID-19 vaccination, send e-mail to COVIDHomebound@msdh.ms.gov
- ▶ [COVID-19 overview, questions and answers, and resources in other languages](#)
- ▶ [Mississippi COVID-19 Vaccine Confidence Report](#)

COVID-19 in Mississippi

New Cases and Deaths as of June 10

NEW CASES

236

New COVID-19 positive test results reported to MSDH as of 3 p.m. yesterday.

TOTAL MISSISSIPPI CASES

319,115

▶ [Totals by county](#)

NEW DEATHS

5

New COVID-19 related deaths reported to MSDH as of 3 p.m. yesterday.

One death occurred on June 8 in the county below:

▶ [County list](#)

Four deaths occurred between August 17, 2020, and June 5, identified from death certificate reports.

▶ [County list](#)

TOTAL MISSISSIPPI DEATHS

7,353

▶ [Totals by county](#)

LTC OUTBREAKS

16

Current outbreaks in long-term care (LTC) facilities only. (See [LTC facility outbreak definition](#).)

▶ [LTC cases by county](#)

About our case counts: We currently update our case totals each weekday based on test results reported to MSDH from the previous day (or weekend). Multiple positive tests for the same individual are counted only once. County case numbers and deaths may change as investigation finds new or additional information.

COVID-19 Data Reports

▶ [Variants](#) PDF

Cases of COVID-19 variants, including variants of concern, by county, updated weekly

▶ [Vaccinations](#)

COVID-19 vaccinations administered in Mississippi, as reported to MSDH by vaccination providers

▶ [Deaths by cause](#)

Deaths from COVID-19 pneumonia/influenza, and heart disease; updated weekly

▶ [Schools](#)

Weekly COVID-19 cases, outbreaks and exposure reported by Mississippi K-12 schools

▶ [Long-term care facilities](#)

LTC and residential care facility cases and deaths reported to MSDH by facilities

▶ [Nursing homes](#)

Ongoing outbreaks and other data from the Centers for Medicare and Medicaid (CMS)

▶ [County totals](#)

Total COVID-19 cases and deaths by county, race and ethnicity; updated weekdays

▶ [County snapshots](#)

Weekly COVID-19 summaries for each Mississippi county

▶ [Counties by incidence](#)

Counties ranked by weekly cases and incidence

Cumulative Cases and Deaths by County

Totals of all reported COVID-19 cases, including those in long-term care (LTC) facilities.

The numbers in this table are provisional. County case and deaths totals may change as investigation finds new or additional information.

County	Total Cases	Total Deaths	Total LTC Facility Cases	Total LTC Facility Deaths
Adams	3047	85	83	16
Alcorn	3232	72	130	20
Total	319,115	7,353	10,487	1,984

County	Total Cases	Total Deaths	Total LTC Facility Cases	Total LTC Facility Deaths
Amite	1259	42	57	9
Attala	2149	73	175	36
Benton	1022	25	46	10
Bolivar	4833	133	235	33
Calhoun	1737	32	36	6
Carroll	1223	30	51	10
Chickasaw	2104	59	60	15
Choctaw	790	18	2	0
Claiborne	1029	30	45	9
Clarke	1789	80	123	31
Clay	1874	54	38	5
Coahoma	2982	83	129	12
Copiah	2996	66	83	11
Covington	2666	83	139	39
De Soto	22246	264	113	24
Forrest	7810	153	244	52
Franklin	849	23	40	4
George	2518	51	59	8
Greene	1316	33	53	6
Grenada	2640	87	155	33
Hancock	3851	87	69	14
Harrison	18342	316	490	70
Hinds	20612	421	805	131
Holmes	1903	74	104	20
Humphreys	975	33	34	9
Issaquena	169	6	0	0
Itawamba	3047	77	135	23
Jackson	13666	248	241	35
Jasper	2220	48	43	2
Jefferson	662	28	41	7
Jefferson Davis	1076	33	9	1
Jones	8452	167	220	42
Total	319,115	7,353	10,487	1,984

County	Total Cases	Total Deaths	Total LTC Facility Cases	Total LTC Facility Deaths
Kemper	966	28	44	9
Lafayette	6295	120	187	55
Lamar	6322	88	54	13
Lauderdale	7253	242	443	101
Lawrence	1310	24	27	2
Leake	2716	74	92	16
Lee	10050	176	222	42
Leflore	3514	125	236	52
Lincoln	4007	111	197	40
Lowndes	6488	149	258	63
Madison	10213	224	369	69
Marion	2712	80	158	24
Marshall	4571	105	65	15
Monroe	4154	135	190	55
Montgomery	1286	43	54	9
Neshoba	4059	179	203	59
Newton	2485	63	88	15
Noxubee	1279	34	35	6
Oktibbeha	4658	98	222	36
Panola	4659	110	104	15
Pearl River	4591	146	190	37
Perry	1266	38	21	8
Pike	3366	110	135	36
Pontotoc	4245	73	86	13
Prentiss	2833	61	99	15
Quitman	818	16	0	0
Rankin	13855	282	392	61
Scott	3192	74	115	18
Sharkey	508	17	43	8
Simpson	2978	89	158	20
Smith	1640	34	68	8
Stone	1872	33	85	14
Sunflower	3393	91	123	20
Total	319,115	7,353	10,487	1,984

County	Total Cases	Total Deaths	Total LTC Facility Cases	Total LTC Facility Deaths
Tallahatchie	1799	41	50	7
Tate	3423	86	80	19
Tippah	2911	68	119	13
Tishomingo	2308	67	102	27
Tunica	1079	27	18	2
Union	4155	76	131	23
Walthall	1351	47	69	13
Warren	4436	121	170	37
Washington	5412	136	190	39
Wayne	2644	42	69	11
Webster	1150	32	61	12
Wilkinson	693	32	25	5
Winston	2298	81	130	39
Yalobusha	1677	40	82	22
Yazoo	3139	71	141	18
Total	319,115	7,353	10,487	1,984

Case Classifications

Mississippi investigates and reports both probable and confirmed cases and deaths according to the [CSTE case definition](#).

	Confirmed	Probable	Total
Cases	195,359	123,756	319,115
Deaths	5,071	2,282	7,353

Confirmed cases and deaths are generally determined by positive PCR tests, which detect the presence of ongoing coronavirus infection.

Probable cases are those who test positive by other testing methods such as antibody or antigen, and have recent symptoms consistent with COVID-19, indicating a recent infection.

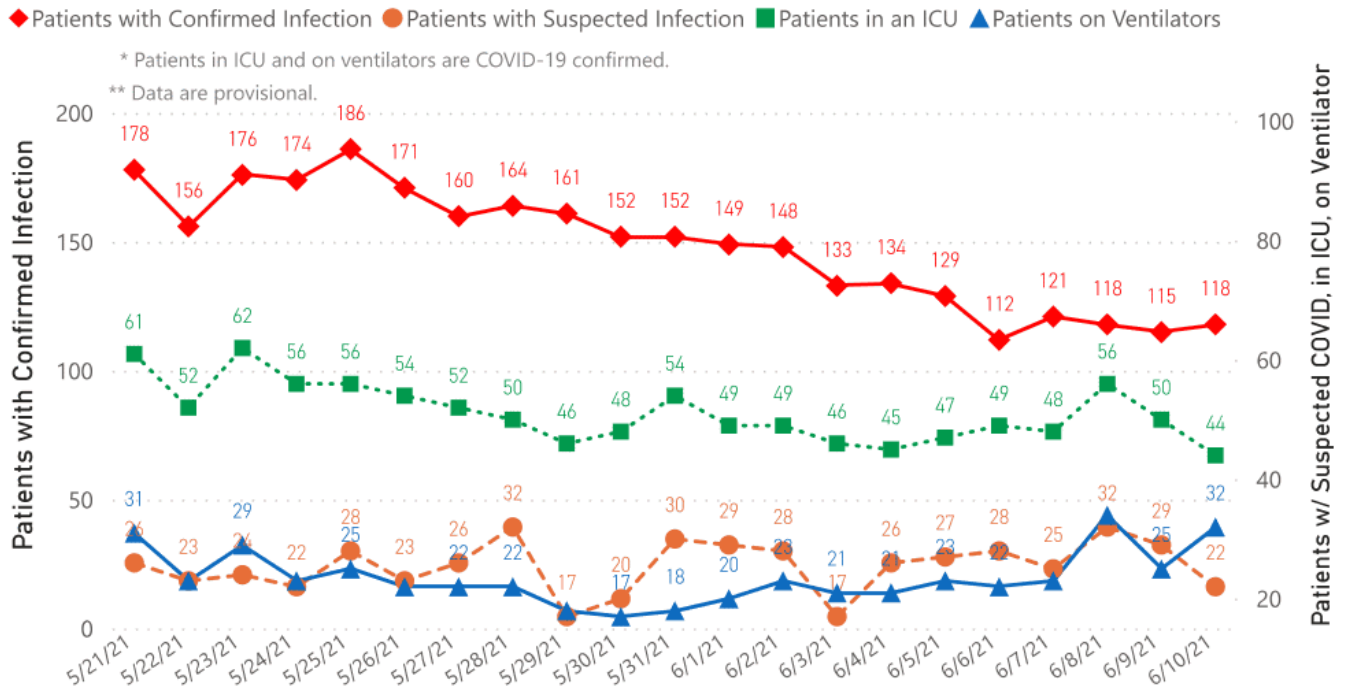
Probable deaths are those individuals with a designation of COVID-19 as a cause of death on the death certificate, but where no confirmatory testing was performed.

Mississippi COVID-19 Data Charts and Maps

Hospitalizations and Bed Availability

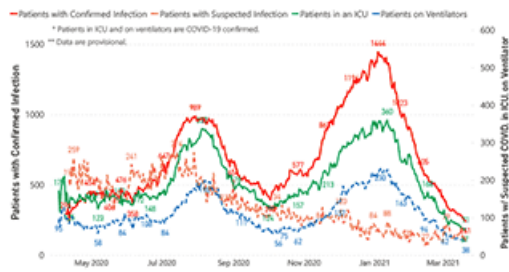
► [View interactive hospitalization charts](#)

COVID-19 Hospitalizations Reported by MS Hospitals, 5/21/21 - 6/10/21 *,**



Hospitalization Trend to Date

Updated weekly



Hospital Bed Availability

Updated weekdays (interactive)



Case and Incidence Maps

▶ [View all interactive maps](#)

Recent COVID-19 Activity

Updated weekly

The chart below shows counties according to COVID-19 incidence (cases by population) over the last two weeks. Also see [weekly county incidence tables](#)

Mississippi COVID-19 Two-Week Cases* Incidence Rate** over 5/18/21 - 5/31/21

Mississippi

Two-Week
New Cases*

1889

Total Cases* through
5/31/21

318,578

Two-Week Cases* Incidence
Rate Per 100,000

63.5

Percent Change

0.6%



● <50 ● 50 to 100 ● 100 to 150 ● 150 to 200 ● >200

County	Two-Week New Cases	Two-Week Cases Rate Per 100,000	Cases to Date	Percent Change
CHOCTAW	23	280.1	788	3.0%
ADAMS	59	192.2	3,044	2.0%
COVINGTON	35	187.8	2,659	1.0%
TUNICA	12	124.6	1,079	1.0%
CALHOUN	17	118.4	1,734	1.0%
ALCORN	43	116.4	3,224	1.0%
SHARKEY	5	115.7	508	1.0%
UNION	31	107.6	4,151	1.0%

* Cases based on **Event Date**. Event date is date of onset, date of collection, or date of report to MSDH; updated as cases are investigated.

** Rate calculation is based on cumulative cases of past two weeks per 100,000 population.

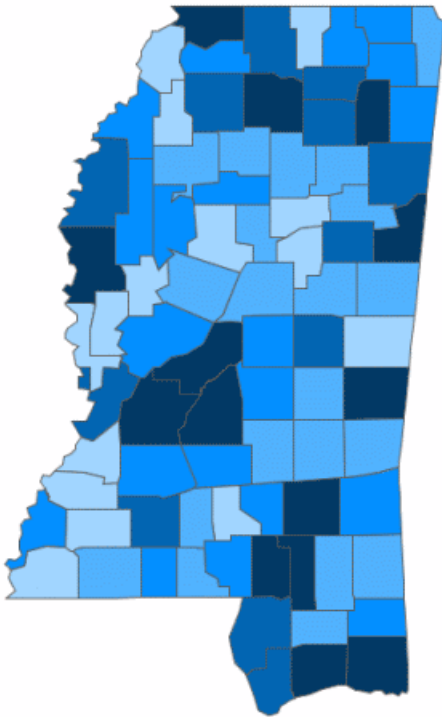
Cumulative COVID-19 Cases

Total cases and deaths by county since the start of the pandemic. Also see [weekly estimate of recoveries](#)

Mississippi COVID-19
Cases and Deaths by Race with Ethnicity
as of 3 pm CT, June 10, 2021

Mississippi

Total Cases
319,115



● 1 to 1250 ● 1251 to 2500 ● 2501 to 3750 ● 3751 to 5000 ● >5000

	American Indian or Alaska Native	Asian	Black	White	Other	Unknown
Non Hispanic	1,246	1,224	86,858	124,386	3,198	2,656
Hispanic	64	40	457	2,074	3,771	759
Unknown Ethnicity	1,019	348	17,898	27,464	7,481	38,172

Total Deaths
7,353

	American Indian or Alaska Native	Asian	Black	White	Other	Unknown
Non Hispanic	92	13	2,531	3,386	44	19
Hispanic	1	1	9	33	23	2
Unknown Ethnicity	25	7	366	569	69	163

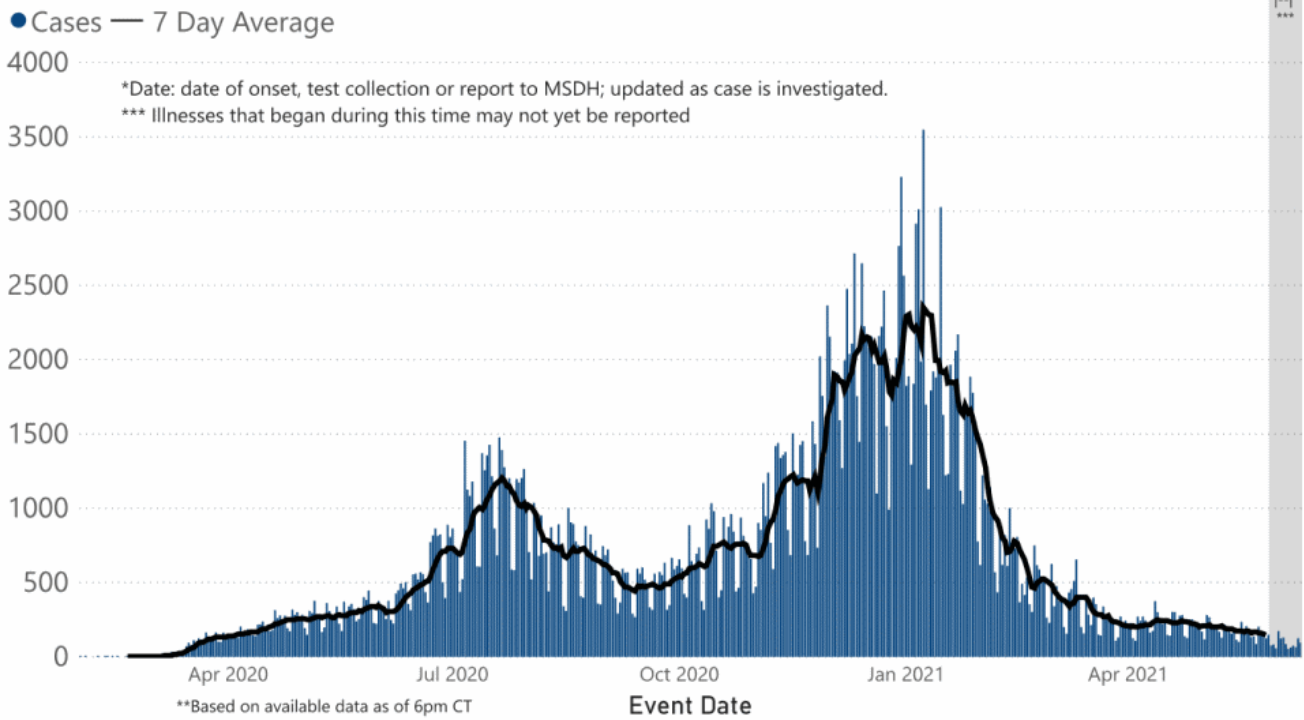
Daily Statewide Data Charts

Our state case map and other data charts are also available in interactive form.

▶ [View interactive epidemiological and surveillance charts](#)

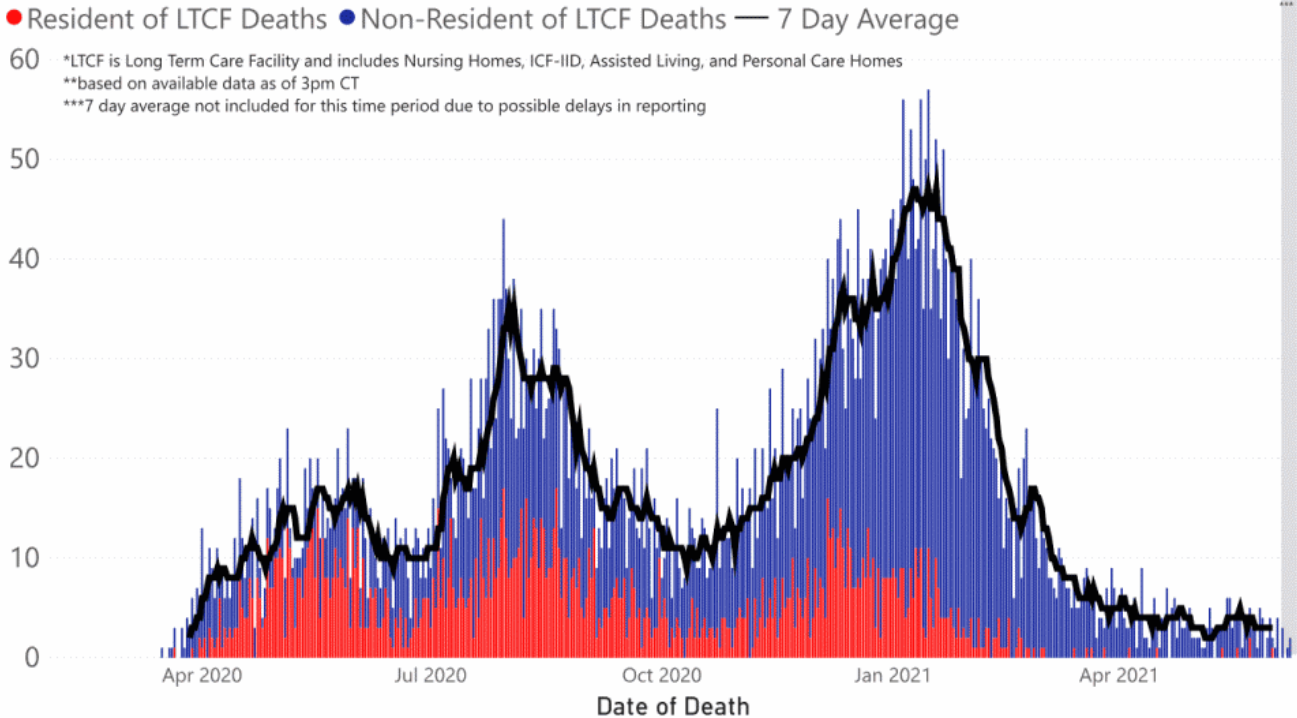
The charts below are based on available data at the time of publication. Charts do **not** include cases where insufficient details of the case are known.

COVID-19 Cases by Date* through June 10, 2021**, Mississippi



Note: Values up to two weeks in the past on the chart of Cases by Date above can change as we update it with new information from disease investigation.

COVID-19 LTCF* and Non-LTCF Deaths by Date of Death through June 10, 2021**, Mississippi



Weekly Statewide Data Charts

Includes:

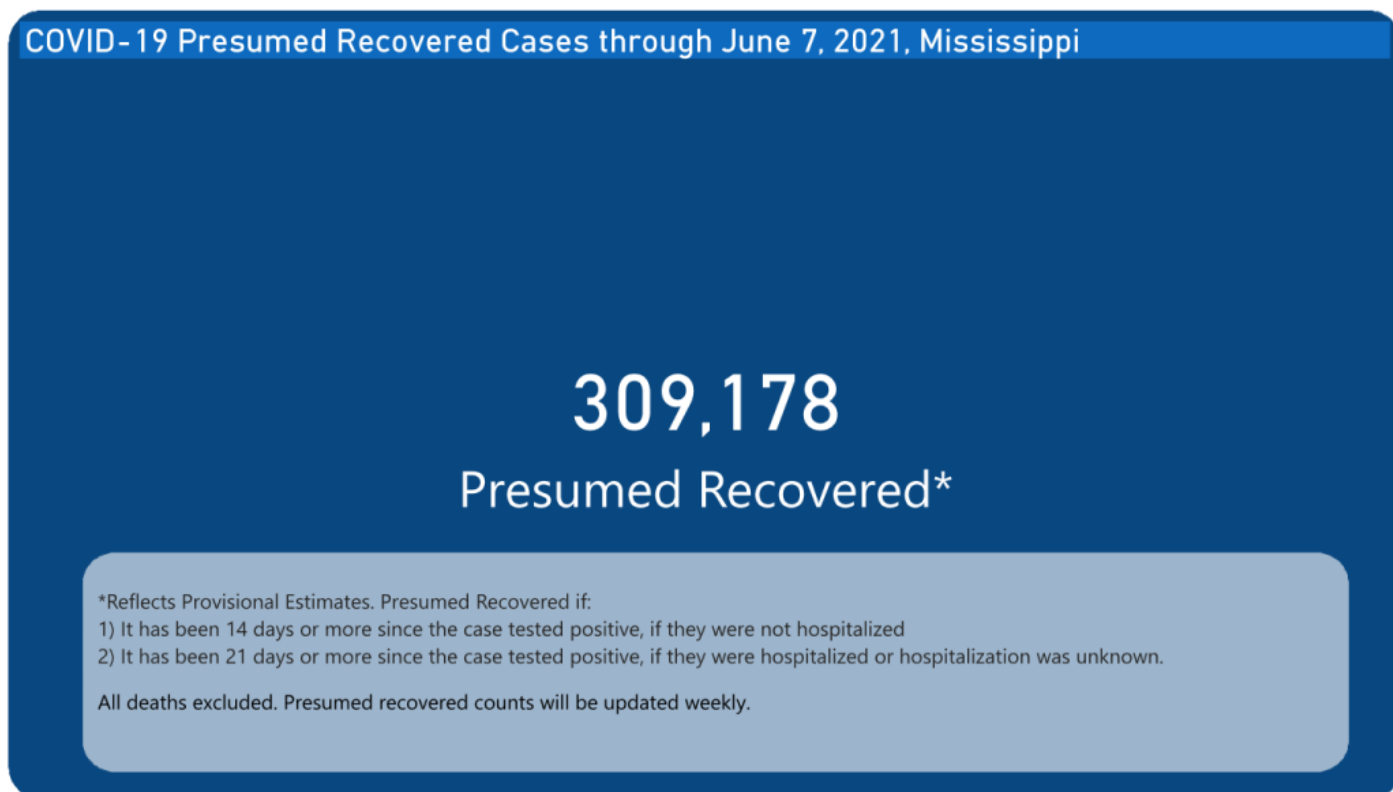
- Cases, deaths and hospitalizations, analyzed by age, race/ethnicity, gender and other factors

- MIS-C cases and deaths
- Counties with high COVID-19 cases and incidence
- Syndromic surveillance

▶ [All weekly charts](#)

Estimated Recoveries

Presumed COVID-19 cases recovered, estimated weekly (does not include cases still under investigation).



U.S. and World Cases

- ▶ [COVID-19 cases in the United States \(CDC\)](#)
- ▶ [U.S. COVID-19 Tracker \(CDC\)](#)
- ▶ [COVID-19 Global Case Map \(Johns Hopkins University\)](#)

COVID-19 Testing

Statewide Combined Testing as of June 6

COVID-19 testing providers around the state include commercial laboratories, hospital labs and the MSDH Public Health Laboratory results from all these sources are combined in the table below. (Updated weekly)

PCR testing detects current, active COVID-19 infection in an individual.

Antibody (serology) testing identifies individuals with past COVID-19 infection based on antibodies they develop one to

three weeks after infection.

Antigen testing is another way to identify current COVID-19 infection.

PCR tests	1,831,294
Serology (antibody) tests	95,492
Antigen tests	896,184
Total tests	2,822,970

▶ [Getting tested for COVID-19](#)

Prevention and Guidance for Individuals and the Community

▶ [Preventive steps to take, recommendations, guidance and general information on COVID-19](#)

Last reviewed on Mar 5,
2020

[error on this](#)

[email page](#)

[print](#)

Related resources

▶ [Free COVID-19 Testing and Local Testing Providers](#)

▶ [COVID-19 Guidance and Prevention for Individuals and the Community](#)

Updated May 18, 2021

More topics

- ▶ [\[Espanol, Tieng Viet, ASL \]](#)
- ▶ [County Data](#)
- ▶ [Handouts and Posters](#)
- ▶ [Healthcare Professionals](#)
- ▶ [Interactive Maps and Charts](#)
- ▶ [Prevention and Safety Guidance](#)
- ▶ [School Cases and Outbreaks](#)
- ▶ [Statewide COVID-19 Data](#)
- ▶ [Testing for COVID-19](#)
- ▶ [Vaccination Against COVID-19](#)

Get COVID-19 e-mail updates daily with our free newsletter:



COVID-19 Vaccinations

Latest information

Questions and answers

Mississippi Vaccination Report

Now vaccinating all Mississippians aged 12 and older.

[FULL INFORMATION](#)

AGENCY

[About Us](#)

[Administration](#)

[Board of Health](#)

[County Offices](#)

[Institutional Review](#)

[Jobs](#)

[Locations](#)

[Public Health Laboratory](#)

[RFPs/Grants](#)

[More »](#)

[Intranet](#)

[OHIT+ER Service Center](#)

[Webmail](#)

INFORMATION

[Apps](#)

[Calendar of Events](#)

[Contact Us](#)

[Meetings](#)

[Health Resources](#)

[Hotlines](#)

[Locations](#)

[News](#)

[Newsletter](#)

[Phone Numbers](#)

[Español](#)

I NEED A ...

[Birth Certificate](#)

[Certificate of Need](#)

[Children's Health Insurance](#)

[Complaint Form](#)

[Criminal History Check](#)

[Death Certificate](#)

[Divorce Record](#)

[Food Permit](#)

[Immunization Record](#)

[J-1 Visa](#)

[License Verification](#)

[Marriage Record](#)

[Professional License](#)

[Public Records Request](#)
[Wastewater Application](#)

PUBLICATIONS

[Annual Report](#)
[CON Weekly Reports](#)
[Health Facilities Directory](#)
[Mississippi Morbidity Reports](#)
[Public Health Report](#)
[State Health Plan](#)
[Strategic Plan](#)
[More »](#)

Mississippi State Department of Health • 570 East Woodrow Wilson Dr • Jackson, MS 39216 • 866-HLTHY4U • [Contact and information](#)

