

Menu



## Coronavirus Disease 2019 (COVID-19)

Updated June 17, 2021

### Healthcare Professionals

Guidance and more →

- ▶ [Healthcare guidance](#)
- ▶ [Electronic reporting](#)
- ▶ [Vaccine providers](#)
- ▶ [Facilities guidance](#)
- ▶ [MS-HAN Alerts](#)

#### [ALL HEALTHCARE](#)

### Current Cases and Statistics

County and state data →

- ▶ [Latest update](#)
- ▶ [Data reports](#)
- ▶ [Charts and maps](#)
- ▶ [Hospitalizations](#)
- ▶ [Lab testing](#)

#### [ALL STATISTICS](#)

### Vaccination, Safety and Testing

Stopping the spread →

- ▶ [Vaccinations](#)
- ▶ [Getting tested](#)
- ▶ [Personal protection](#)
- ▶ [Business and community](#)
- ▶ [Long-term care facilities](#)

#### [ALL GUIDANCE](#)

## General Information

- ▶ Mississippi COVID-19 Hotline (7 days a week, 7 a.m.–7 p.m.): [877-978-6453](tel:877-978-6453)
- ▶ Homebound persons: For assistance with COVID-19 vaccination, send e-mail to [COVIDHomebound@msdh.ms.gov](mailto:COVIDHomebound@msdh.ms.gov)
- ▶ [COVID-19 overview, questions and answers, and resources in other languages](#)
- ▶ [Mississippi COVID-19 Vaccine Confidence Report](#)

## COVID-19 in Mississippi

### New Cases and Deaths as of June 16

#### NEW CASES

**193**

New COVID-19 positive test results reported to MSDH as of 3 p.m. yesterday.

#### TOTAL MISSISSIPPI CASES

**319,704**

▶ [Totals by county](#)

#### NEW DEATHS

**1**

New COVID-19 related deaths reported to MSDH as of 3 p.m. yesterday.

One death occurred on February 11, identified from death certificate reports.

▶ [County list](#)

#### TOTAL MISSISSIPPI DEATHS

**7,369**

▶ [Totals by county](#)

#### LTC OUTBREAKS

**12**

Current outbreaks in long-term care (LTC) facilities only. (See [LTC facility outbreak definition](#).)

▶ [LTC cases by county](#)

**About our case counts:** We currently update our case totals each weekday based on test results reported to MSDH from the previous day (or weekend). Multiple positive tests for the same individual are counted only once. County case numbers and deaths may change as investigation finds new or additional information.

## COVID-19 Data Reports

▶ [Variants](#) PDF

Cases of COVID-19 variants, including variants of concern, by county, updated weekly

▶ [Vaccinations](#)

COVID-19 vaccinations administered in Mississippi, as reported to MSDH by vaccination providers

▶ [Deaths by cause](#)

Deaths from COVID-19 pneumonia/influenza, and heart disease; updated weekly

▶ [Long-term care facilities](#)

LTC and residential care facility cases and deaths reported to MSDH by facilities

▶ [Nursing homes](#)

Ongoing outbreaks and other data from the Centers for Medicare and Medicaid (CMS)

▶ [Schools 2020-2021](#)

Weekly COVID-19 cases, outbreaks and exposure reported by Mississippi K-12 schools through May 2021.

▶ [County totals](#)

Total COVID-19 cases and deaths by county, race and ethnicity; updated weekdays

▶ [County snapshots](#)

Weekly COVID-19 summaries for each Mississippi county

▶ [Counties by incidence](#)

Counties ranked by weekly cases and incidence

## Cumulative Cases and Deaths by County

Totals of all reported COVID-19 cases, including those in long-term care (LTC) facilities.

*The numbers in this table are provisional. County case and deaths totals may change as investigation finds new or additional information.*

County	Total Cases	Total Deaths	Total LTC Facility Cases	Total LTC Facility Deaths
<a href="#">Adams</a>	3074	86	83	16
<a href="#">Alcorn</a>	3259	72	130	20
<a href="#">Amite</a>	1263	42	57	9
<a href="#">Attala</a>	2150	73	175	36
<a href="#">Benton</a>	1023	25	46	10
<a href="#">Bolivar</a>	4837	133	236	33
<a href="#">Calhoun</a>	1741	32	36	6
<b>Total</b>	<b>319,704</b>	<b>7,369</b>	<b>10,507</b>	<b>1,984</b>

County	Total Cases	Total Deaths	Total LTC Facility Cases	Total LTC Facility Deaths
Carroll	1223	30	51	10
Chickasaw	2105	59	60	15
Choctaw	791	18	2	0
Claiborne	1031	30	45	9
Clarke	1789	80	123	31
Clay	1878	54	38	5
Coahoma	2987	84	129	12
Copiah	2999	66	83	11
Covington	2672	83	139	39
De Soto	22276	267	113	24
Forrest	7827	153	244	52
Franklin	850	23	40	4
George	2520	51	59	8
Greene	1318	33	53	6
Grenada	2640	87	154	32
Hancock	3866	87	69	14
Harrison	18407	317	490	70
Hinds	20677	421	805	131
Holmes	1903	74	104	20
Humphreys	975	33	34	9
Issaquena	169	6	0	0
Itawamba	3051	78	135	24
Jackson	13689	248	241	35
Jasper	2221	48	43	2
Jefferson	662	28	41	7
Jefferson Davis	1080	33	9	1
Jones	8464	167	220	42
Kemper	966	29	44	9
Lafayette	6310	121	187	55
Lamar	6348	88	53	12
Lauderdale	7260	242	443	101
Lawrence	1310	24	27	2
<b>Total</b>	<b>319,704</b>	<b>7,369</b>	<b>10,507</b>	<b>1,984</b>

County	Total Cases	Total Deaths	Total LTC Facility Cases	Total LTC Facility Deaths
Leake	2719	74	92	16
Lee	10056	176	222	42
Leflore	3515	125	236	52
Lincoln	4008	112	197	40
Lowndes	6509	150	258	63
Madison	10249	224	387	69
Marion	2712	80	158	24
Marshall	4573	105	65	15
Monroe	4155	135	190	55
Montgomery	1286	43	54	9
Neshoba	4061	179	203	59
Newton	2486	63	87	15
Noxubee	1280	34	35	6
Oktibbeha	4660	98	222	36
Panola	4669	110	104	15
Pearl River	4604	147	194	38
Perry	1271	38	21	8
Pike	3369	111	134	36
Pontotoc	4253	73	86	13
Prentiss	2838	61	99	15
Quitman	822	16	0	0
Rankin	13880	282	393	61
Scott	3201	74	115	18
Sharkey	509	17	44	8
Simpson	2981	89	158	20
Smith	1640	34	68	8
Stone	1878	33	85	14
Sunflower	3394	91	123	20
Tallahatchie	1800	41	50	7
Tate	3424	86	80	19
Tippah	2919	68	119	13
Tishomingo	2315	68	102	27
Tunica	1080	27	18	2
<b>Total</b>	<b>319,704</b>	<b>7,369</b>	<b>10,507</b>	<b>1,984</b>

County	Total Cases	Total Deaths	Total LTC Facility Cases	Total LTC Facility Deaths
Union	4157	77	131	23
Walthall	1353	47	69	13
Warren	4440	121	169	37
Washington	5420	137	190	39
Wayne	2644	42	69	11
Webster	1150	32	61	12
Wilkinson	695	32	25	5
Winston	2299	81	130	39
Yalobusha	1678	40	82	22
Yazoo	3141	71	141	18
<b>Total</b>	<b>319,704</b>	<b>7,369</b>	<b>10,507</b>	<b>1,984</b>

## Case Classifications

Mississippi investigates and reports both probable and confirmed cases and deaths according to the [CSTE case definition](#).

	Confirmed	Probable	Total
Cases	195,733	123,971	<b>319,704</b>
Deaths	5,079	2,290	<b>7,369</b>

Confirmed cases and deaths are generally determined by positive PCR tests, which detect the presence of ongoing coronavirus infection.

Probable cases are those who test positive by other testing methods such as antibody or antigen, and have recent symptoms consistent with COVID-19, indicating a recent infection.

Probable deaths are those individuals with a designation of COVID-19 as a cause of death on the death certificate, but where no confirmatory testing was performed.

---

## Mississippi COVID-19 Data Charts and Maps

### Hospitalizations and Bed Availability

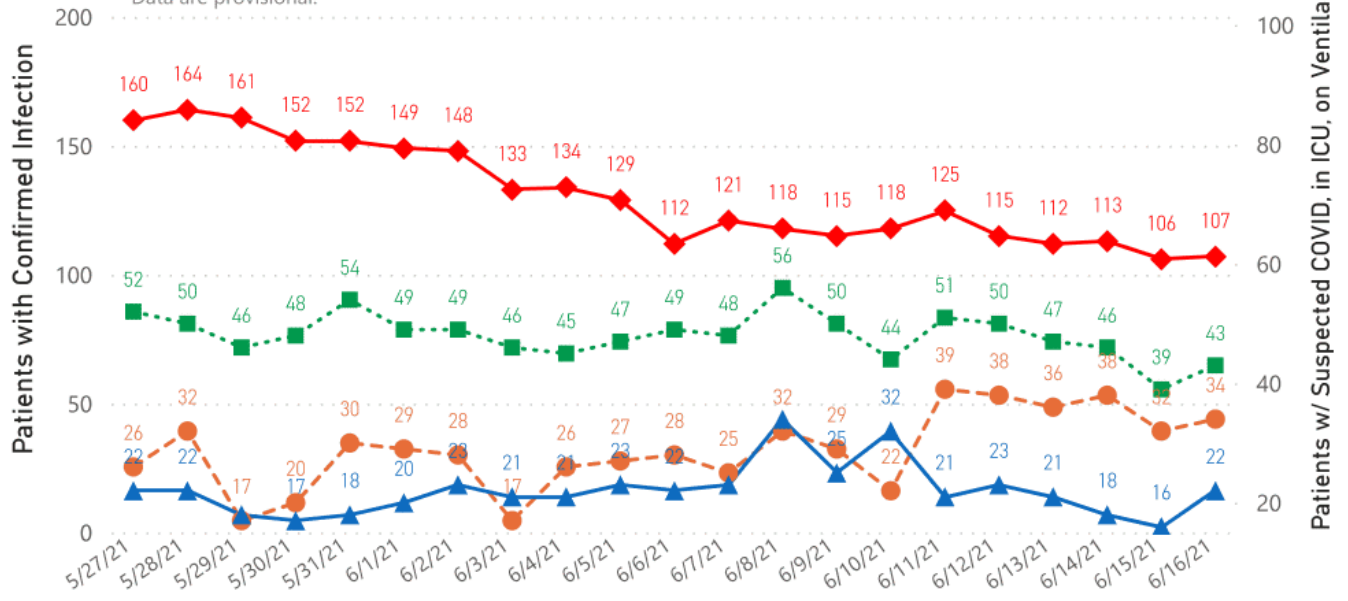
▶ [View interactive hospitalization charts](#)

# COVID-19 Hospitalizations Reported by MS Hospitals, 5/27/21-6/16/21 \*,\*\*

◆ Patients with Confirmed Infection ● Patients with Suspected Infection ■ Patients in an ICU ▲ Patients on Ventilators

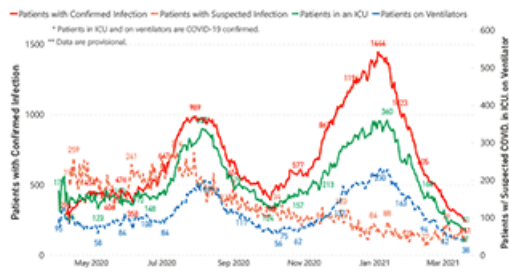
\* Patients in ICU and on ventilators are COVID-19 confirmed.

\*\* Data are provisional.



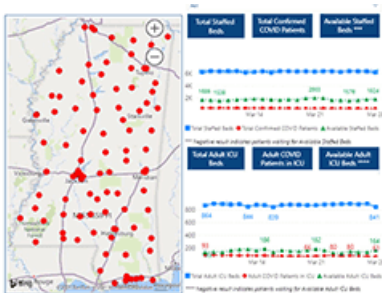
## Hospitalization Trend to Date

Updated weekly



## Hospital Bed Availability

Updated weekdays (interactive)



## Case and Incidence Maps

▶ [View all interactive maps](#)

## Recent COVID-19 Activity

Updated weekly

The chart below shows counties according to COVID-19 incidence (cases by population) over the last two weeks. Also see [weekly county incidence tables](#)

### Mississippi COVID-19 Two-Week Cases\* Incidence Rate\*\* over 5/25/21 - 6/7/21

## Mississippi

Two-Week  
New Cases\*

**1681**

Total Cases\* through  
6/7/21

**318,986**

Two-Week Cases\* Incidence  
Rate Per 100,000

**56.5**

Percent Change

**0.5%**



● <40 ● 40 to 80 ● 80 to 120 ● 120 to 160 ● >160

County	Two-Week New Cases	Two-Week Cases Rate Per 100,000	Cases to Date	Percent Change
ALCORN	68	184.0	3,228	2.0%
CHOCTAW	15	182.7	790	2.0%
COVINGTON	27	144.9	2,666	1.0%
ADAMS	37	120.5	3,047	1.0%
STONE	22	120.0	1,870	1.0%
YALOBUSHA	14	115.6	1,677	1.0%
HARRISON	196	94.2	18,340	1.0%
TUNICA	9	93.4	1,080	1.0%

\* Cases based on **Event Date**. Event date is date of onset, date of collection, or date of report to MSDH; updated as cases are investigated.

\*\* Rate calculation is based on cumulative cases of past two weeks per 100,000 population.

## Cumulative COVID-19 Cases

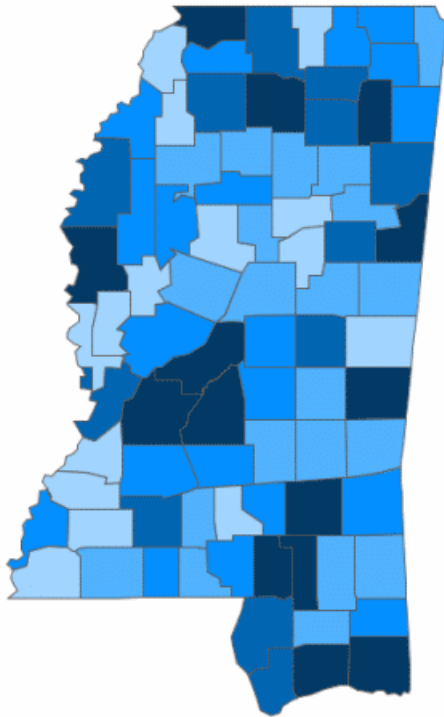
Total cases and deaths by county since the start of the pandemic. Also see [weekly estimate of recoveries](#)



Mississippi COVID-19  
Cases and Deaths by Race with Ethnicity  
as of 3 pm CT, June 16, 2021

# Mississippi

Total Cases  
**319,704**



● 1 to 1250 ● 1251 to 2500 ● 2501 to 3750 ● 3751 to 5000 ● >5000

	American Indian or Alaska Native	Asian	Black	White	Other	Unknown
Non Hispanic	1,248	1,224	87,013	124,708	3,198	2,658
Hispanic	64	40	457	2,077	3,784	759
Unknown Ethnicity	1,020	350	17,899	27,486	7,491	38,228

Total Deaths  
**7,369**

	American Indian or Alaska Native	Asian	Black	White	Other	Unknown
Non Hispanic	92	13	2,538	3,393	44	19
Hispanic	1	1	9	33	24	2
Unknown Ethnicity	25	7	367	569	69	163

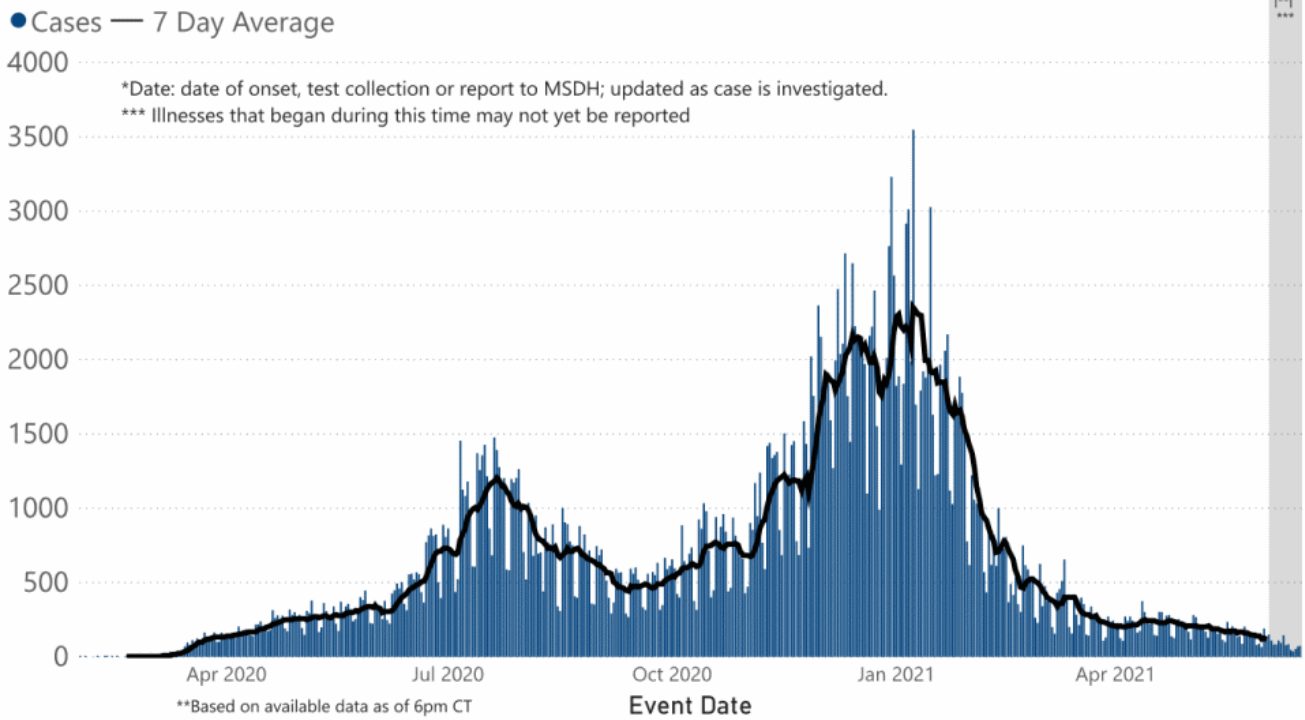
## Daily Statewide Data Charts

Our state case map and other data charts are also available in interactive form.

▶ [View interactive epidemiological and surveillance charts](#)

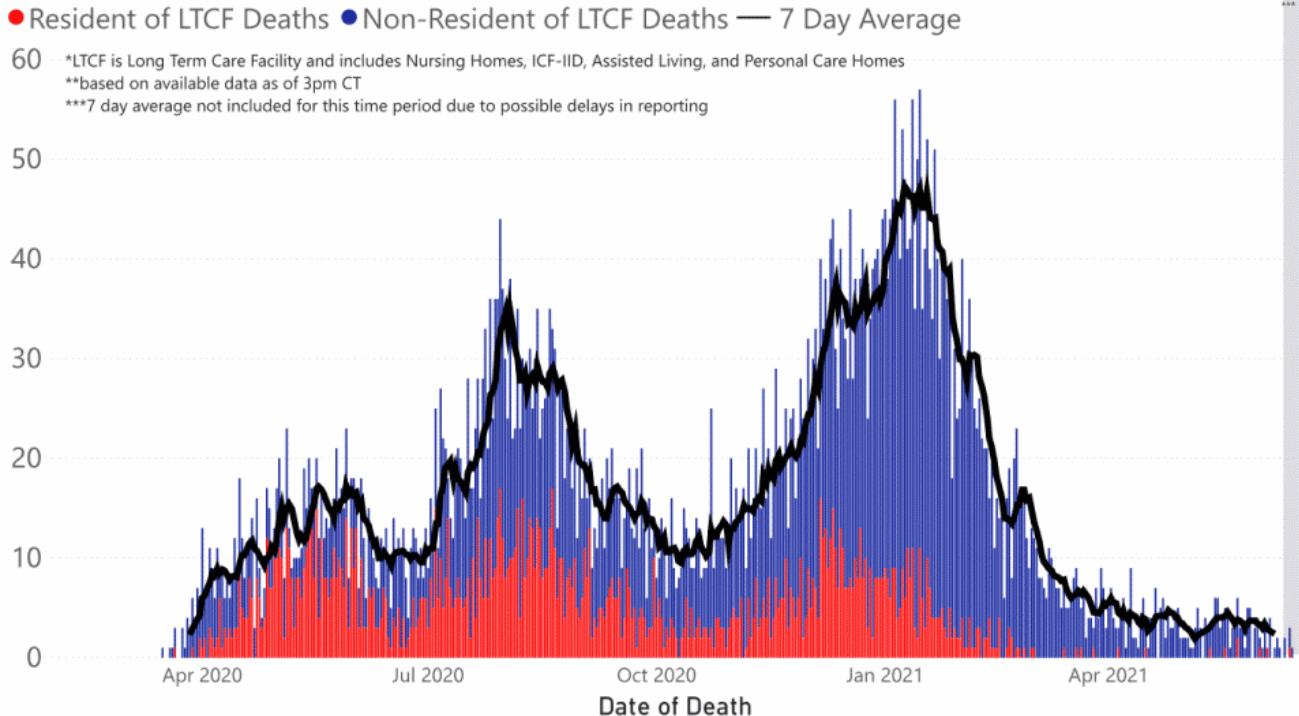
The charts below are based on available data at the time of publication. Charts do **not** include cases where insufficient details of the case are known.

## COVID-19 Cases by Date\* through June 16, 2021\*\*, Mississippi



**Note:** Values up to two weeks in the past on the chart of Cases by Date above can change as we update it with new information from disease investigation.

## COVID-19 LTCF\* and Non-LTCF Deaths by Date of Death through June 16, 2021\*\*, Mississippi



## Weekly Statewide Data Charts

Includes:

- Cases, deaths and hospitalizations, analyzed by age, race/ethnicity, gender and other factors

- MIS-C cases and deaths
- Counties with high COVID-19 cases and incidence
- Syndromic surveillance

▶ [All weekly charts](#)

## Estimated Recoveries

Presumed COVID-19 cases recovered, estimated weekly (does not include cases still under investigation).

### COVID-19 Presumed Recovered Cases through June 14, 2021, Mississippi

**310,189**  
Presumed Recovered\*

\*Reflects Provisional Estimates. Presumed Recovered if:

- 1) It has been 14 days or more since the case tested positive, if they were not hospitalized
- 2) It has been 21 days or more since the case tested positive, if they were hospitalized or hospitalization was unknown.

All deaths excluded. Presumed recovered counts will be updated weekly.

---

## U.S. and World Cases

- ▶ [COVID-19 cases in the United States \(CDC\)](#)
- ▶ [U.S. COVID-19 Tracker \(CDC\)](#)
- ▶ [COVID-19 Global Case Map \(Johns Hopkins University\)](#)

---

## COVID-19 Testing

### Statewide Combined Testing as of June 13

COVID-19 testing providers around the state include commercial laboratories, hospital labs and the MSDH Public Health Laboratory results from all these sources are combined in the table below. (Updated weekly)

**PCR** testing detects current, active COVID-19 infection in an individual.

**Antibody** (serology) testing identifies individuals with past COVID-19 infection based on antibodies they develop one to

three weeks after infection.

**Antigen** testing is another way to identify current COVID-19 infection.

PCR tests	1,841,304
Serology (antibody) tests	96,188
Antigen tests	903,449
<b>Total tests</b>	<b>2,840,941</b>

▶ [Getting tested for COVID-19](#)

---

## Prevention and Guidance for Individuals and the Community

▶ [Preventive steps to take, recommendations, guidance and general information on COVID-19](#)

Last reviewed on Mar 5,  
2020

[error on this](#)

[email page](#)

[print](#)

### *Related resources*

▶ [Free COVID-19 Testing and Local Testing Providers](#)

▶ [COVID-19 Guidance and Prevention for Individuals and the Community](#)

Updated May 18, 2021

### *More topics*

- ▶ [\[ Espanol, Tieng Viet, ASL \]](#)
- ▶ [County COVID-19 Data](#)
- ▶ [COVID-19 Data Reports](#)
- ▶ [Handouts and Posters](#)
- ▶ [Healthcare Professionals](#)
- ▶ [Interactive Maps and Charts](#)
- ▶ [Prevention and Safety Guidance](#)
- ▶ [School Cases and Outbreaks](#)
- ▶ [Testing for COVID-19](#)
- ▶ [Vaccination Against COVID-19](#)

Get COVID-19 e-mail updates daily with our free newsletter:



# COVID-19 Vaccinations

Latest information

Questions and answers

Mississippi Vaccination Report

Now vaccinating all Mississippians aged 12 and older.

[FULL INFORMATION](#)

## **AGENCY**

---

[About Us](#)

[Administration](#)

[Board of Health](#)

[County Offices](#)

[Institutional Review](#)

[Jobs](#)

[Locations](#)

[Public Health Laboratory](#)

[RFPs/Grants](#)

[More »](#)

---

[Intranet](#)

[OHIT+ER Service Center](#)

[Webmail](#)

## **INFORMATION**

---

[Apps](#)

[Calendar of Events](#)

[Contact Us](#)

[Meetings](#)

[Health Resources](#)

[Hotlines](#)

[Locations](#)

[News](#)

[Newsletter](#)

[Phone Numbers](#)

[Español](#)

## **I NEED A ...**

---

[Birth Certificate](#)

[Certificate of Need](#)

[Children's Health Insurance](#)

[Complaint Form](#)

[Criminal History Check](#)

[Death Certificate](#)

[Divorce Record](#)

[Food Permit](#)

[Immunization Record](#)

[J-1 Visa](#)

[License Verification](#)

[Marriage Record](#)

[Professional License](#)

[Public Records Request](#)  
[Wastewater Application](#)

**PUBLICATIONS**

[Annual Report](#)  
[CON Weekly Reports](#)  
[Health Facilities Directory](#)  
[Mississippi Morbidity Reports](#)  
[Public Health Report](#)  
[State Health Plan](#)  
[Strategic Plan](#)  
[More »](#)

Mississippi State Department of Health • 570 East Woodrow Wilson Dr • Jackson, MS 39216 • 866-HLTHY4U • [Contact and information](#)

