

Menu



## Coronavirus Disease 2019 (COVID-19)

Updated June 23, 2021

### Healthcare Professionals

Guidance and more →

- ▶ [Healthcare guidance](#)
- ▶ [Electronic reporting](#)
- ▶ [Vaccine providers](#)
- ▶ [Facilities guidance](#)
- ▶ [MS-HAN Alerts](#)

#### [ALL HEALTHCARE](#)

### Current Cases and Statistics

County and state data →

- ▶ [Latest update](#)
- ▶ [Data reports](#)
- ▶ [Charts and maps](#)
- ▶ [Hospitalizations](#)
- ▶ [Lab testing](#)

#### [ALL STATISTICS](#)

### Vaccination, Safety and Testing

Stopping the spread →

- ▶ [Vaccinations](#)
- ▶ [Getting tested](#)
- ▶ [Personal protection](#)
- ▶ [Business and community](#)
- ▶ [Long-term care facilities](#)

#### [ALL GUIDANCE](#)

## General Information

- ▶ Mississippi COVID-19 Hotline (7 days a week, 7 a.m.–7 p.m.): [877-978-6453](tel:877-978-6453)
- ▶ Homebound persons: For assistance with COVID-19 vaccination, send e-mail to [COVIDHomebound@msdh.ms.gov](mailto:COVIDHomebound@msdh.ms.gov)
- ▶ [COVID-19 overview, questions and answers, and resources in other languages](#)
- ▶ [Mississippi COVID-19 Vaccine Confidence Report](#)

## COVID-19 in Mississippi

### New Cases and Deaths as of June 22

#### NEW CASES

**118**

New COVID-19 positive test results reported to MSDH as of 3 p.m. yesterday.

#### TOTAL MISSISSIPPI CASES

**320,292**

▶ [Totals by county](#)

#### NEW DEATHS

**0**

New COVID-19 related deaths reported to MSDH as of 3 p.m. yesterday.

#### TOTAL MISSISSIPPI DEATHS

**7,390**

▶ [Totals by county](#)

#### LTC OUTBREAKS

**10**

Current outbreaks in long-term care (LTC) facilities only. (See [LTC facility outbreak definition.](#))

▶ [LTC cases by county](#)

**About our case counts:** We currently update our case totals each weekday based on test results reported to MSDH from the previous day (or weekend). Multiple positive tests for the same individual are counted only once. County case numbers and deaths may change as investigation finds new or additional information.

## COVID-19 Data Reports

- ▶ [Variants](#) PDF  
Cases of COVID-19 variants, including variants of concern, by county, updated weekly
- ▶ [Vaccinations](#)  
COVID-19 vaccinations administered in Mississippi, as reported to MSDH by vaccination providers
- ▶ [Deaths by cause](#)  
Deaths from COVID-19 pneumonia/influenza, and heart disease; updated weekly
- ▶ [Long-term care facilities](#)  
LTC and residential care facility cases and deaths reported to MSDH by facilities
- ▶ [Nursing homes](#)  
Ongoing outbreaks and other data from the Centers for Medicare and Medicaid (CMS)
- ▶ [Schools 2020-2021](#)  
Weekly COVID-19 cases, outbreaks and exposure reported by Mississippi K-12 schools through May 2021.
- ▶ [County totals](#)  
Total COVID-19 cases and deaths by county, race and ethnicity; updated weekdays
- ▶ [County snapshots](#)  
Weekly COVID-19 summaries for each Mississippi county
- ▶ [Counties by incidence](#)  
Counties ranked by weekly cases and incidence

### Cumulative Cases and Deaths by County

Totals of all reported COVID-19 cases, including those in long-term care (LTC) facilities.

*The numbers in this table are provisional. County case and deaths totals may change as investigation finds new or additional information.*

County	Total Cases	Total Deaths	Total LTC Facility Cases	Total LTC Facility Deaths
<a href="#">Adams</a>	3085	86	83	16
<a href="#">Alcorn</a>	3274	74	130	20
<a href="#">Amite</a>	1265	42	57	9
<a href="#">Attala</a>	2151	73	175	36
<a href="#">Benton</a>	1023	25	46	10
<a href="#">Bolivar</a>	4842	133	236	33
<a href="#">Calhoun</a>	1742	32	36	6
<a href="#">Carroll</a>	1223	30	51	10
<a href="#">Chickasaw</a>	2107	59	60	15
<b>Total</b>	<b>320,292</b>	<b>7,390</b>	<b>10,512</b>	<b>1,986</b>

County	Total Cases	Total Deaths	Total LTC Facility Cases	Total LTC Facility Deaths
Choctaw	792	18	2	0
Claiborne	1031	30	45	9
Clarke	1789	80	123	31
Clay	1879	54	38	5
Coahoma	2990	84	129	12
Copiah	2999	66	83	11
Covington	2672	83	139	39
De Soto	22299	271	113	24
Forrest	7845	153	244	52
Franklin	850	23	40	4
George	2524	51	59	8
Greene	1319	34	53	6
Grenada	2640	87	154	32
Hancock	3876	87	69	14
Harrison	18455	317	490	70
Hinds	20782	424	806	132
Holmes	1905	74	104	20
Humphreys	975	33	34	9
Issaquena	169	6	0	0
Itawamba	3051	78	135	24
Jackson	13740	249	241	35
Jasper	2221	48	43	2
Jefferson	663	28	41	7
Jefferson Davis	1085	34	9	1
Jones	8475	167	220	42
Kemper	967	29	44	9
Lafayette	6315	121	187	55
Lamar	6366	88	53	12
Lauderdale	7263	242	443	101
Lawrence	1314	24	27	2
Leake	2724	74	92	16
Lee	10068	176	222	42
<b>Total</b>	<b>320,292</b>	<b>7,390</b>	<b>10,512</b>	<b>1,986</b>

County	Total Cases	Total Deaths	Total LTC Facility Cases	Total LTC Facility Deaths
Leflore	3516	125	236	52
Lincoln	4009	113	197	40
Lowndes	6524	150	258	63
Madison	10276	225	391	69
Marion	2714	80	158	24
Marshall	4576	105	65	15
Monroe	4163	136	190	55
Montgomery	1289	43	54	9
Neshoba	4066	180	203	59
Newton	2490	64	87	15
Noxubee	1280	34	35	6
Oktibbeha	4663	98	222	36
Panola	4671	110	104	15
Pearl River	4610	148	194	39
Perry	1275	38	21	8
Pike	3374	111	134	36
Pontotoc	4261	73	86	13
Prentiss	2844	61	99	15
Quitman	823	16	0	0
Rankin	13933	282	393	61
Scott	3203	74	115	18
Sharkey	509	17	44	8
Simpson	2986	89	158	20
Smith	1641	34	68	8
Stone	1888	33	85	14
Sunflower	3394	91	123	20
Tallahatchie	1800	41	50	7
Tate	3425	86	80	19
Tippah	2924	68	119	13
Tishomingo	2324	69	102	27
Tunica	1081	27	18	2
Union	4159	77	131	23
Walthall	1355	47	69	13
<b>Total</b>	<b>320,292</b>	<b>7,390</b>	<b>10,512</b>	<b>1,986</b>

County	Total Cases	Total Deaths	Total LTC Facility Cases	Total LTC Facility Deaths
Warren	4440	121	169	37
Washington	5427	138	190	39
Wayne	2648	42	69	11
Webster	1151	32	61	12
Wilkinson	696	32	25	5
Winston	2303	82	130	39
Yalobusha	1679	40	82	22
Yazoo	3147	71	141	18
<b>Total</b>	<b>320,292</b>	<b>7,390</b>	<b>10,512</b>	<b>1,986</b>

## Case Classifications

Mississippi investigates and reports both probable and confirmed cases and deaths according to the [CSTE case definition](#).

	Confirmed	Probable	Total
Cases	196,083	124,209	<b>320,292</b>
Deaths	5,091	2,299	<b>7,390</b>

Confirmed cases and deaths are generally determined by positive PCR tests, which detect the presence of ongoing coronavirus infection.

Probable cases are those who test positive by other testing methods such as antibody or antigen, and have recent symptoms consistent with COVID-19, indicating a recent infection.

Probable deaths are those individuals with a designation of COVID-19 as a cause of death on the death certificate, but where no confirmatory testing was performed.

---

## Mississippi COVID-19 Data Charts and Maps

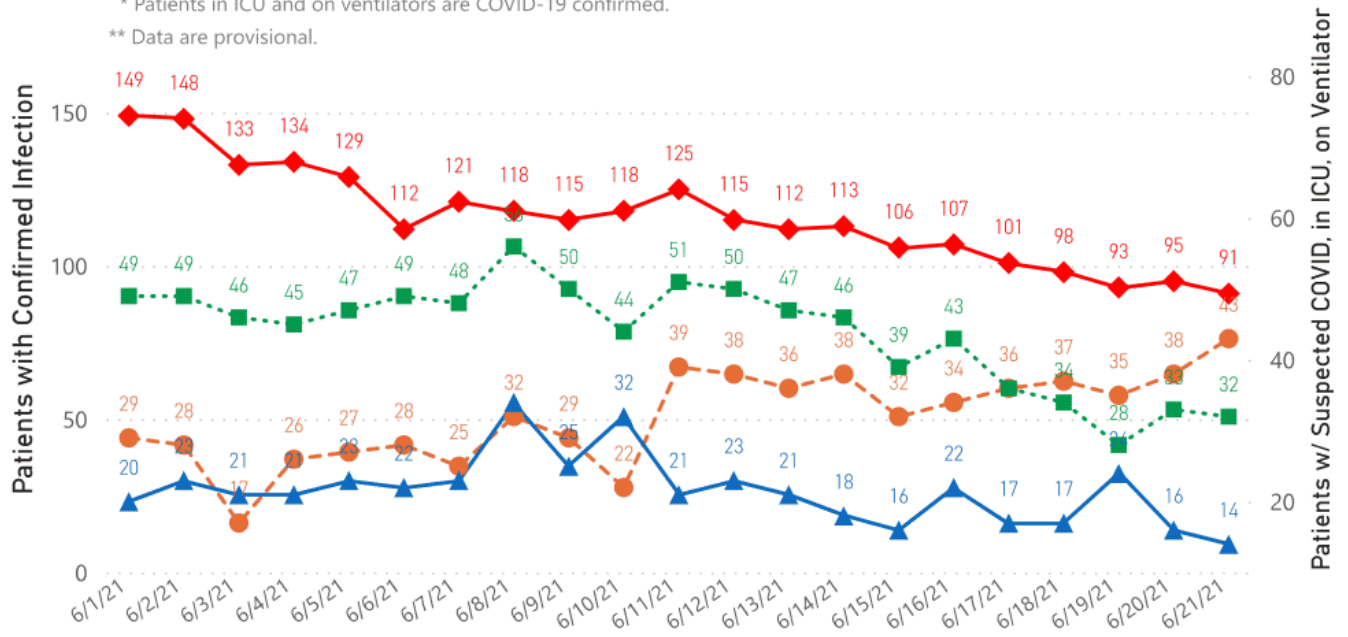
### Hospitalizations and Bed Availability

▶ [View interactive hospitalization charts](#)

# COVID-19 Hospitalizations Reported by MS Hospitals, 6/1/21 - 6/21/21 \*,\*\*

◆ Patients with Confirmed Infection ● Patients with Suspected Infection ■ Patients in an ICU ▲ Patients on Ventilators

\* Patients in ICU and on ventilators are COVID-19 confirmed.  
 \*\* Data are provisional.



## Hospitalization Trend to Date

Updated weekly



## Hospital Bed Availability

Updated weekdays (interactive)



## Case and Incidence Maps

▶ [View all interactive maps](#)

## Recent COVID-19 Activity

Updated weekly

The chart below shows counties according to COVID-19 incidence (cases by population) over the last two weeks. Also see [weekly county incidence tables](#)

### Mississippi COVID-19 Two-Week Cases\* Incidence Rate\*\* over 6/1/21 - 6/14/21

## Mississippi

Two-Week  
New Cases\*

1603

Total Cases\* through  
6/14/21

319,759

Two-Week Cases\* Incidence  
Rate Per 100,000

53.9

Percent Change

0.5%



● <40 ● 40 to 80 ● 80 to 120 ● 120 to 160

County	Two-Week New Cases	Two-Week Cases Rate Per 100,000	Cases to Date	Percent Change
STONE	28	152.7	1,883	2.0%
ALCORN	50	135.3	3,242	2.0%
ADAMS	37	120.5	3,077	1.0%
COVINGTON	20	107.3	2,672	1.0%
LOWNDES	55	93.9	6,512	1.0%
WILKINSON	8	92.7	695	1.0%
YALOBUSHA	11	90.8	1,678	1.0%
LAMAR	56	88.4	6,347	1.0%

\* Cases based on **Event Date**. Event date is date of onset, date of collection, or date of report to MSDH; updated as cases are investigated.

\*\* Rate calculation is based on cumulative cases of past two weeks per 100,000 population.

## Cumulative COVID-19 Cases

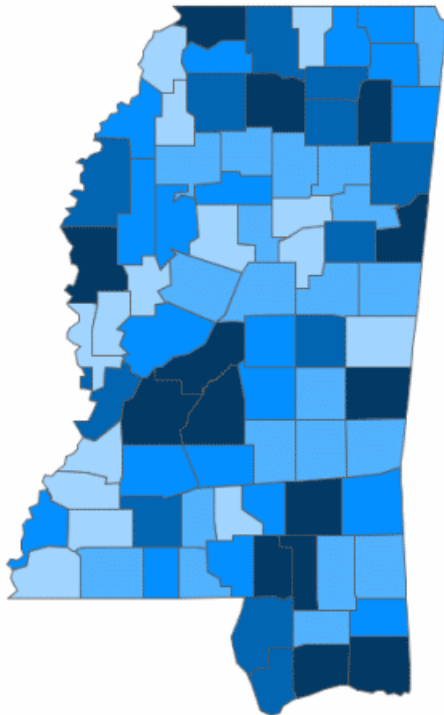
Total cases and deaths by county since the start of the pandemic. Also see [weekly estimate of recoveries](#)



Mississippi COVID-19  
Cases and Deaths by Race with Ethnicity  
as of 3 pm CT, June 22, 2021

# Mississippi

Total Cases  
**320,292**



● 1 to 1250 ● 1251 to 2500 ● 2501 to 3750 ● 3751 to 5000 ● >5000

	American Indian or Alaska Native	Asian	Black	White	Other	Unknown
Non Hispanic	1,249	1,227	87,220	124,987	3,204	2,667
Hispanic	65	42	459	2,083	3,794	760
Unknown Ethnicity	1,020	350	17,900	27,519	7,501	38,245

Total Deaths  
**7,390**

	American Indian or Alaska Native	Asian	Black	White	Other	Unknown
Non Hispanic	93	13	2,546	3,404	44	19
Hispanic	1	1	9	33	24	2
Unknown Ethnicity	25	7	367	570	69	163

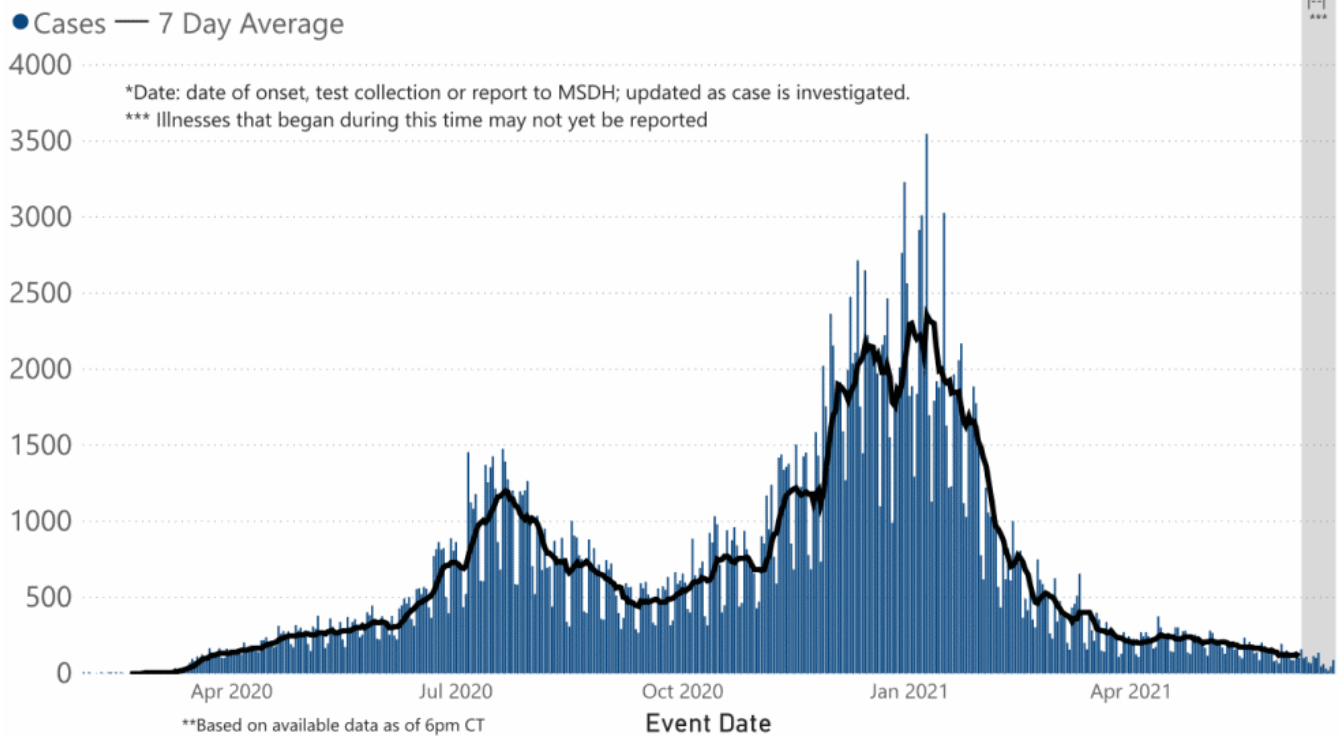
## Daily Statewide Data Charts

Our state case map and other data charts are also available in interactive form.

▶ [View interactive epidemiological and surveillance charts](#)

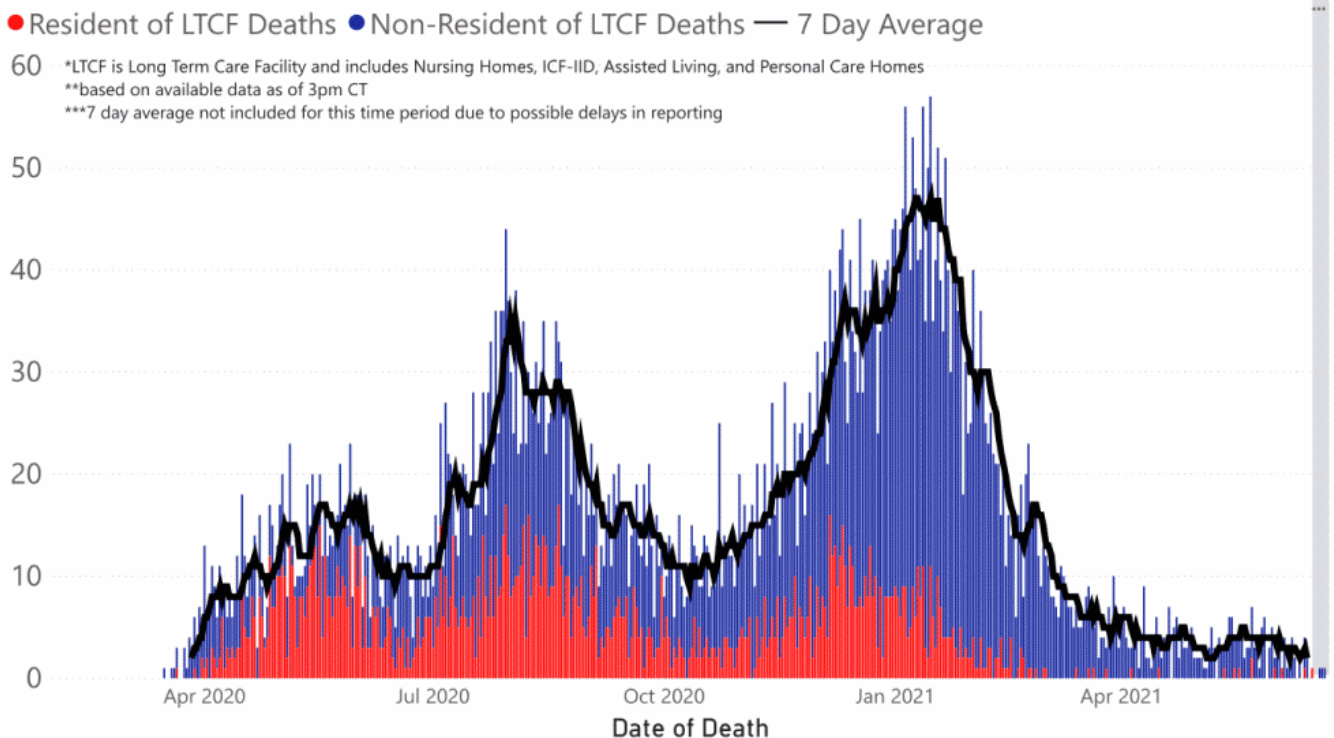
The charts below are based on available data at the time of publication. Charts do **not** include cases where insufficient details of the case are known.

## COVID-19 Cases by Date\* through June 22 2021\*\*, Mississippi



**Note:** Values up to two weeks in the past on the chart of Cases by Date above can change as we update it with new information from disease investigation.

## COVID-19 LTCF\* and Non-LTCF Deaths by Date of Death through June 22, 2021\*\*, Mississippi



## Weekly Statewide Data Charts

Includes:

- Cases, deaths and hospitalizations, analyzed by age, race/ethnicity, gender and other factors

- MIS-C cases and deaths
- Counties with high COVID-19 cases and incidence
- Syndromic surveillance

▶ [All weekly charts](#)

## Estimated Recoveries

Presumed COVID-19 cases recovered, estimated weekly (does not include cases still under investigation).

### COVID-19 Presumed Recovered Cases through June 21, 2021, Mississippi

**311,070**  
Presumed Recovered\*

\*Reflects Provisional Estimates. Presumed Recovered if:

- 1) It has been 14 days or more since the case tested positive, if they were not hospitalized
- 2) It has been 21 days or more since the case tested positive, if they were hospitalized or hospitalization was unknown.

All deaths excluded. Presumed recovered counts will be updated weekly.

---

## U.S. and World Cases

- ▶ [COVID-19 cases in the United States \(CDC\)](#)
- ▶ [U.S. COVID-19 Tracker \(CDC\)](#)
- ▶ [COVID-19 Global Case Map \(Johns Hopkins University\)](#)

---

## COVID-19 Testing

### Statewide Combined Testing as of June 20

COVID-19 testing providers around the state include commercial laboratories, hospital labs and the MSDH Public Health Laboratory results from all these sources are combined in the table below. (Updated weekly)

**PCR** testing detects current, active COVID-19 infection in an individual.

**Antibody** (serology) testing identifies individuals with past COVID-19 infection based on antibodies they develop one to

three weeks after infection.

**Antigen** testing is another way to identify current COVID-19 infection.

PCR tests	1,852,463
Serology (antibody) tests	96,957
Antigen tests	916,978
<b>Total tests</b>	<b>2,866,398</b>

▶ [Getting tested for COVID-19](#)

---

## Prevention and Guidance for Individuals and the Community

▶ [Preventive steps to take, recommendations, guidance and general information on COVID-19](#)

Last reviewed on Mar 5,  
2020

[error on this](#)

[email page](#)

[print](#)

### *Related resources*

▶ [Free COVID-19 Testing and Local Testing Providers](#)

▶ [COVID-19 Guidance and Prevention for Individuals and the Community](#)

Updated May 18, 2021

### *More topics*

- ▶ [\[ Espanol, Tieng Viet, ASL \]](#)
- ▶ [County COVID-19 Data](#)
- ▶ [COVID-19 Data Reports](#)
- ▶ [Handouts and Posters](#)
- ▶ [Healthcare Professionals](#)
- ▶ [Interactive Maps and Charts](#)
- ▶ [Prevention and Safety Guidance](#)
- ▶ [School Cases and Outbreaks](#)
- ▶ [Testing for COVID-19](#)
- ▶ [Vaccination Against COVID-19](#)

Get COVID-19 e-mail updates daily with our free newsletter:



# Free COVID-19 Rapid Testing

Free drive-through testing open to the public  
No symptoms required for college students and others

[Check our weekly schedule of free testing locations statewide](#)

[FULL INFORMATION](#)

## **AGENCY**

---

[About Us](#)

[Administration](#)

[Board of Health](#)

[County Offices](#)

[Institutional Review](#)

[Jobs](#)

[Locations](#)

[Public Health Laboratory](#)

[RFPs/Grants](#)

[More »](#)

---

[Intranet](#)

[OHIT+ER Service Center](#)

[Webmail](#)

## **INFORMATION**

---

[Apps](#)

[Calendar of Events](#)

[Contact Us](#)

[Meetings](#)

[Health Resources](#)

[Hotlines](#)

[Locations](#)

[News](#)

[Newsletter](#)

[Phone Numbers](#)

[Español](#)

## **I NEED A ...**

---

[Birth Certificate](#)

[Certificate of Need](#)

[Children's Health Insurance](#)

[Complaint Form](#)

[Criminal History Check](#)

[Death Certificate](#)

[Divorce Record](#)

[Food Permit](#)

[Immunization Record](#)

[J-1 Visa](#)

[License Verification](#)

[Marriage Record](#)

[Professional License](#)

[Public Records Request](#)  
[Wastewater Application](#)

#### **PUBLICATIONS**

---

[Annual Report](#)  
[CON Weekly Reports](#)  
[Health Facilities Directory](#)  
[Mississippi Morbidity Reports](#)  
[Public Health Report](#)  
[State Health Plan](#)  
[Strategic Plan](#)  
[More »](#)

Mississippi State Department of Health • 570 East Woodrow Wilson Dr • Jackson, MS 39216 • 866-HLTHY4U • [Contact and information](#)

