

Menu



## Coronavirus Disease 2019 (COVID-19)

*Updated June 28, 2021*

### Healthcare Professionals

Guidance and more →

- ▶ [Healthcare guidance](#)
- ▶ [Electronic reporting](#)
- ▶ [Vaccine providers](#)
- ▶ [Facilities guidance](#)
- ▶ [MS-HAN Alerts](#)

#### [ALL HEALTHCARE](#)

### Current Cases and Statistics

County and state data →

- ▶ [Latest update](#)
- ▶ [Data reports](#)
- ▶ [Charts and maps](#)
- ▶ [Hospitalizations](#)
- ▶ [Lab testing](#)

#### [ALL STATISTICS](#)

### Vaccination, Safety and Testing

Stopping the spread →

- ▶ [Vaccinations](#)
- ▶ [Getting tested](#)
- ▶ [Personal protection](#)
- ▶ [Business and community](#)
- ▶ [Long-term care facilities](#)

#### [ALL GUIDANCE](#)

## General Information

- ▶ Mississippi COVID-19 Hotline (7 days a week, 7 a.m.–7 p.m.): [877-978-6453](tel:877-978-6453)
- ▶ Homebound persons: For assistance with COVID-19 vaccination, send e-mail to [COVIDHomebound@msdh.ms.gov](mailto:COVIDHomebound@msdh.ms.gov)
- ▶ [COVID-19 overview, questions and answers, and resources in other languages](#)
- ▶ [Mississippi COVID-19 Vaccine Confidence Report](#)

## COVID-19 in Mississippi

### New Cases and Deaths as of June 27

#### NEW CASES

**301**

New COVID-19 positive test results reported to MSDH for the three-day period June 25 through June 27.

#### TOTAL MISSISSIPPI CASES

**321,138**

▶ [Totals by county](#)

#### NEW DEATHS

**6**

New COVID-19 related deaths received by MSDH in the three-day period June 25 through June 27.

All six deaths occurred between February 17 and June 21, identified from death certificate reports.

▶ [County list](#)

#### TOTAL MISSISSIPPI DEATHS

**7,401**

▶ [Totals by county](#)

#### LTC OUTBREAKS

**15**

Current outbreaks in long-term care (LTC) facilities only. (See [LTC facility outbreak definition](#).)

▶ [LTC cases by county](#)

**About our case counts:** We currently update our case totals each weekday based on test results reported to MSDH from the previous day (or weekend). Multiple positive tests for the same individual are counted only once. County case numbers and deaths may change as investigation finds new or additional information.

## COVID-19 Data Reports

▶ [Variants](#) PDF

Cases of COVID-19 variants, including variants of concern, by county, updated weekly

▶ [Vaccinations](#)

COVID-19 vaccinations administered in Mississippi, as reported to MSDH by vaccination providers

▶ [Deaths by cause](#)

Deaths from COVID-19 pneumonia/influenza, and heart disease; updated weekly

▶ [Long-term care facilities](#)

LTC and residential care facility cases and deaths reported to MSDH by facilities

▶ [Nursing homes](#)

Ongoing outbreaks and other data from the Centers for Medicare and Medicaid (CMS)

▶ [Schools 2020-2021](#)

Weekly COVID-19 cases, outbreaks and exposure reported by Mississippi K-12 schools through May 2021.

▶ [County totals](#)

Total COVID-19 cases and deaths by county, race and ethnicity; updated weekdays

▶ [County snapshots](#)

Weekly COVID-19 summaries for each Mississippi county

▶ [Counties by incidence](#)

Counties ranked by weekly cases and incidence

## Cumulative Cases and Deaths by County

Totals of all reported COVID-19 cases, including those in long-term care (LTC) facilities.

*The numbers in this table are provisional. County case and deaths totals may change as investigation finds new or additional information.*

County	Total Cases	Total Deaths	Total LTC Facility Cases	Total LTC Facility Deaths
<a href="#">Adams</a>	3087	86	83	16
<a href="#">Alcorn</a>	3305	74	130	20
<a href="#">Amite</a>	1268	42	57	9
<a href="#">Attala</a>	2151	73	175	36
<a href="#">Benton</a>	1024	25	46	10
<a href="#">Bolivar</a>	4848	133	236	33
<b>Total</b>	<b>321,138</b>	<b>7,401</b>	<b>10,512</b>	<b>1,986</b>

County	Total Cases	Total Deaths	Total LTC Facility Cases	Total LTC Facility Deaths
Calhoun	1744	32	36	6
Carroll	1223	30	51	10
Chickasaw	2112	59	60	15
Choctaw	794	18	2	0
Claiborne	1032	30	45	9
Clarke	1790	80	123	31
Clay	1882	54	38	5
Coahoma	3007	84	129	12
Copiah	3005	66	83	11
Covington	2677	83	139	39
De Soto	22371	272	113	24
Forrest	7875	153	244	52
Franklin	852	23	40	4
George	2533	51	59	8
Greene	1319	34	53	6
Grenada	2641	87	154	32
Hancock	3881	87	69	14
Harrison	18512	317	490	70
Hinds	20912	424	806	132
Holmes	1906	74	104	20
Humphreys	975	33	34	9
Issaquena	169	6	0	0
Itawamba	3052	80	135	24
Jackson	13806	250	241	35
Jasper	2225	48	43	2
Jefferson	663	28	41	7
Jefferson Davis	1086	34	9	1
Jones	8486	167	220	42
Kemper	967	29	44	9
Lafayette	6325	121	187	55
Lamar	6385	88	53	12
Lauderdale	7268	242	443	101
<b>Total</b>	<b>321,138</b>	<b>7,401</b>	<b>10,512</b>	<b>1,986</b>

County	Total Cases	Total Deaths	Total LTC Facility Cases	Total LTC Facility Deaths
Lawrence	1320	25	27	2
Leake	2728	74	92	16
Lee	10082	176	222	42
Leflore	3517	125	236	52
Lincoln	4018	113	197	40
Lowndes	6550	150	258	63
Madison	10305	227	391	69
Marion	2720	80	158	24
Marshall	4584	105	65	15
Monroe	4169	136	190	55
Montgomery	1290	44	54	9
Neshoba	4069	180	203	59
Newton	2492	64	87	15
Noxubee	1283	34	35	6
Oktibbeha	4674	98	222	36
Panola	4674	110	104	15
Pearl River	4634	148	194	39
Perry	1283	38	21	8
Pike	3377	111	134	36
Pontotoc	4277	73	86	13
Prentiss	2854	61	99	15
Quitman	825	17	0	0
Rankin	13992	282	393	61
Scott	3205	74	115	18
Sharkey	510	17	44	8
Simpson	2997	89	158	20
Smith	1643	34	68	8
Stone	1896	33	85	14
Sunflower	3396	92	123	20
Tallahatchie	1801	41	50	7
Tate	3433	86	80	19
Tippah	2930	68	119	13
<b>Total</b>	<b>321,138</b>	<b>7,401</b>	<b>10,512</b>	<b>1,986</b>

County	Total Cases	Total Deaths	Total LTC Facility Cases	Total LTC Facility Deaths
Tishomingo	2326	69	102	27
Tunica	1082	27	18	2
Union	4164	78	131	23
Walthall	1358	47	69	13
Warren	4444	121	169	37
Washington	5432	138	190	39
Wayne	2655	42	69	11
Webster	1151	32	61	12
Wilkinson	699	32	25	5
Winston	2307	82	130	39
Yalobusha	1682	40	82	22
Yazoo	3152	71	141	18
<b>Total</b>	<b>321,138</b>	<b>7,401</b>	<b>10,512</b>	<b>1,986</b>

## Case Classifications

Mississippi investigates and reports both probable and confirmed cases and deaths according to the [CSTE case definition](#).

	Confirmed	Probable	Total
Cases	196,536	124,602	<b>321,138</b>
Deaths	5,099	2,302	<b>7,401</b>

Confirmed cases and deaths are generally determined by positive PCR tests, which detect the presence of ongoing coronavirus infection.

Probable cases are those who test positive by other testing methods such as antibody or antigen, and have recent symptoms consistent with COVID-19, indicating a recent infection.

Probable deaths are those individuals with a designation of COVID-19 as a cause of death on the death certificate, but where no confirmatory testing was performed.

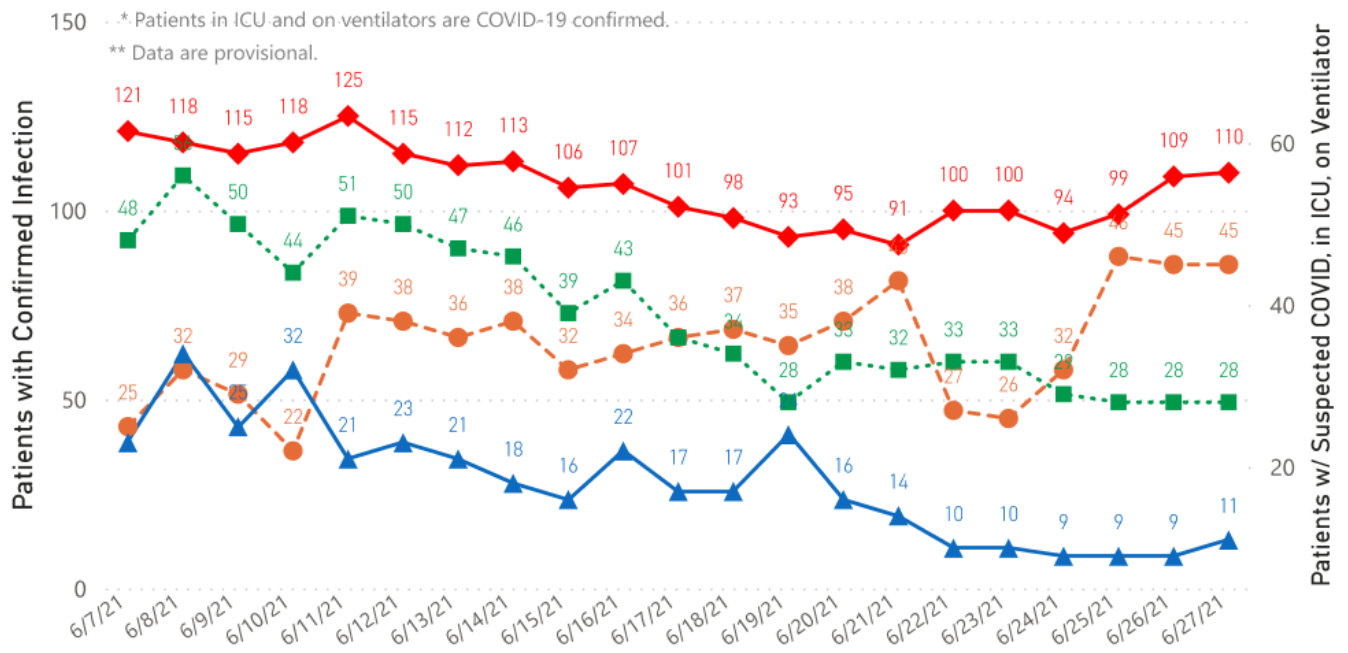
## Mississippi COVID-19 Data Charts and Maps

### Hospitalizations and Bed Availability

▶ [View interactive hospitalization charts](#)

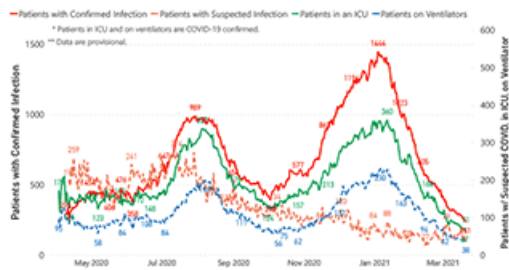
## COVID-19 Hospitalizations Reported by MS Hospitals, 6/7/21 - 6/27/21 \*,\*\*

◆ Patients with Confirmed Infection ● Patients with Suspected Infection ■ Patients in an ICU ▲ Patients on Ventilators



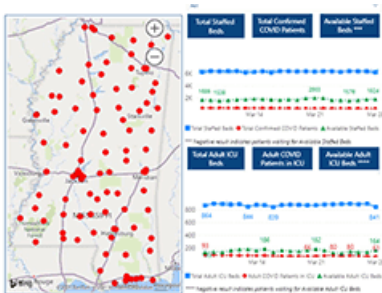
## Hospitalization Trend to Date

Updated weekly



## Hospital Bed Availability

Updated weekdays (interactive)



## Case and Incidence Maps

▶ [View all interactive maps](#)

## Recent COVID-19 Activity

Updated weekly

The chart below shows counties according to COVID-19 incidence (cases by population) over the last two weeks. Also see [weekly county incidence tables](#)

### Mississippi COVID-19 Two-Week Cases\* Incidence Rate\*\* over 6/1/21 - 6/14/21

## Mississippi

Two-Week  
New Cases\*

1603

Total Cases\* through  
6/14/21

319,759

Two-Week Cases\* Incidence  
Rate Per 100,000

53.9

Percent Change

0.5%



● <40 ● 40 to 80 ● 80 to 120 ● 120 to 160

County	Two-Week New Cases	Two-Week Cases Rate Per 100,000	Cases to Date	Percent Change
STONE	28	152.7	1,883	2.0%
ALCORN	50	135.3	3,242	2.0%
ADAMS	37	120.5	3,077	1.0%
COVINGTON	20	107.3	2,672	1.0%
LOWNDES	55	93.9	6,512	1.0%
WILKINSON	8	92.7	695	1.0%
YALOBUSHA	11	90.8	1,678	1.0%
LAMAR	56	88.4	6,347	1.0%

\* Cases based on **Event Date**. Event date is date of onset, date of collection, or date of report to MSDH; updated as cases are investigated.

\*\* Rate calculation is based on cumulative cases of past two weeks per 100,000 population.

## Cumulative COVID-19 Cases

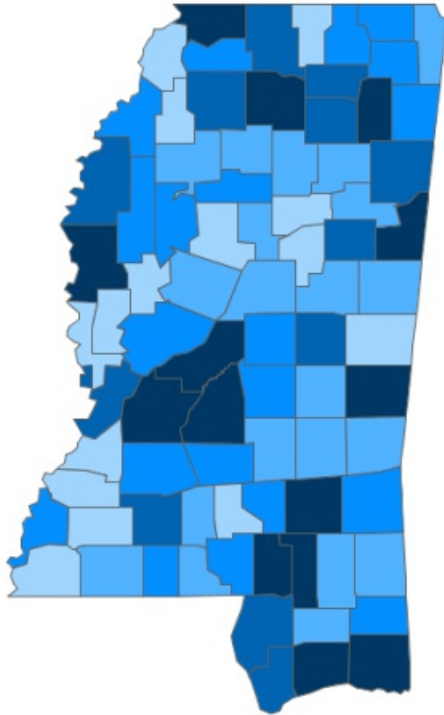
Total cases and deaths by county since the start of the pandemic. Also see [weekly estimate of recoveries](#)



Mississippi COVID-19  
Cases and Deaths by Race with Ethnicity  
as of 3 pm CT, June 27, 2021

# Mississippi

Total Cases  
**321,138**



● 1 to 1250 ● 1251 to 2500 ● 2501 to 3750 ● 3751 to 5000 ● >5000

	American Indian or Alaska Native	Asian	Black	White	Other	Unknown
Non Hispanic	1,250	1,230	87,462	125,416	3,219	2,672
Hispanic	65	42	460	2,088	3,811	763
Unknown Ethnicity	1,020	351	17,909	27,560	7,506	38,314

Total Deaths  
**7,401**

	American Indian or Alaska Native	Asian	Black	White	Other	Unknown
Non Hispanic	93	14	2,549	3,410	44	19
Hispanic	1	1	9	33	24	2
Unknown Ethnicity	25	7	368	570	69	163

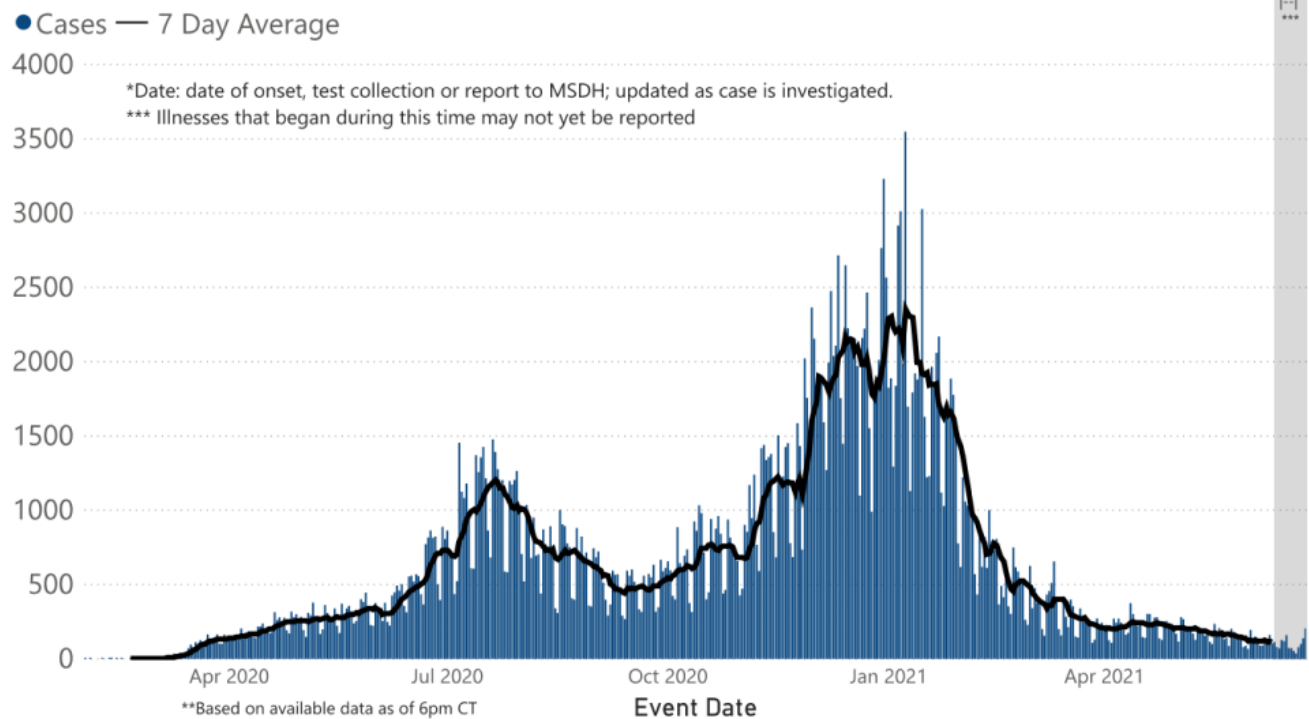
## Daily Statewide Data Charts

Updated Tuesday-Friday. Our state case map and other data charts are also available in interactive form.

▶ [View interactive epidemiological and surveillance charts](#)

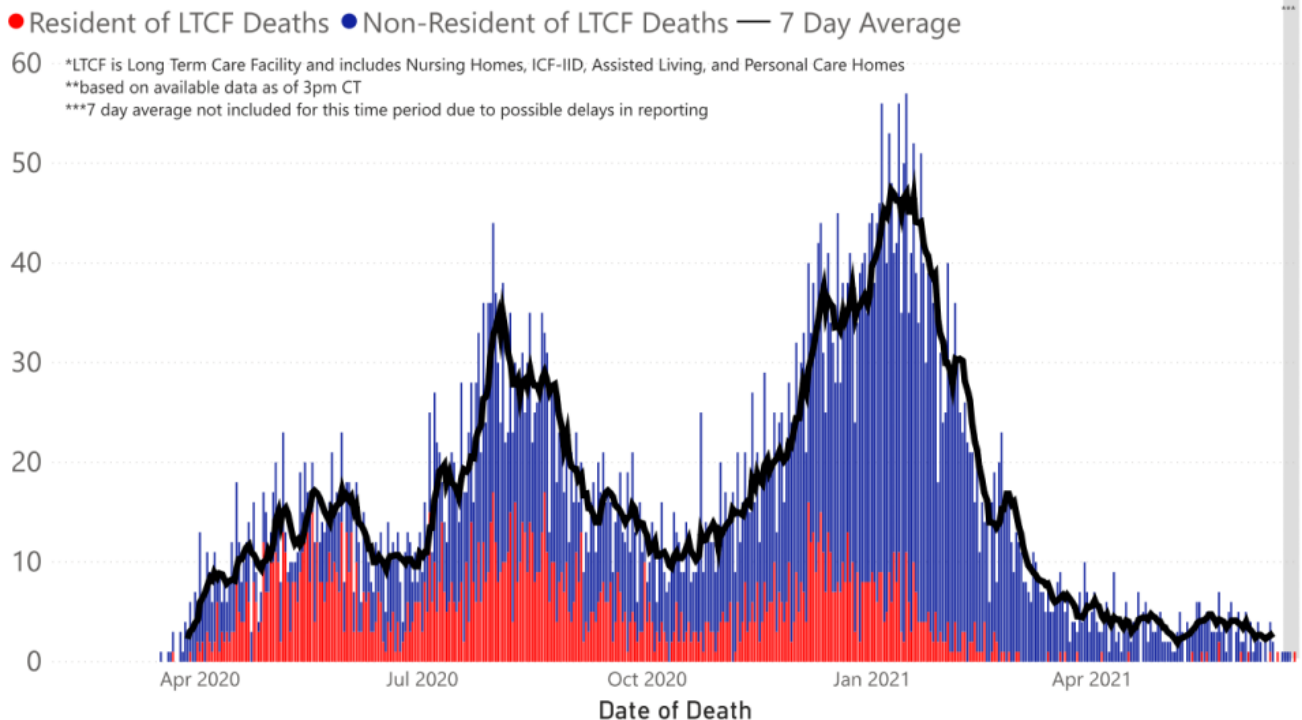
The charts below are based on available data at the time of publication. Charts do **not** include cases where insufficient details of the case are known.

## COVID-19 Cases by Date\* through June 24 2021\*\*, Mississippi



**Note:** Values up to two weeks in the past on the chart of Cases by Date above can change as we update it with new information from disease investigation.

## COVID-19 LTCF\* and Non-LTCF Deaths by Date of Death through June 24, 2021\*\*, Mississippi



## Weekly Statewide Data Charts

Includes:

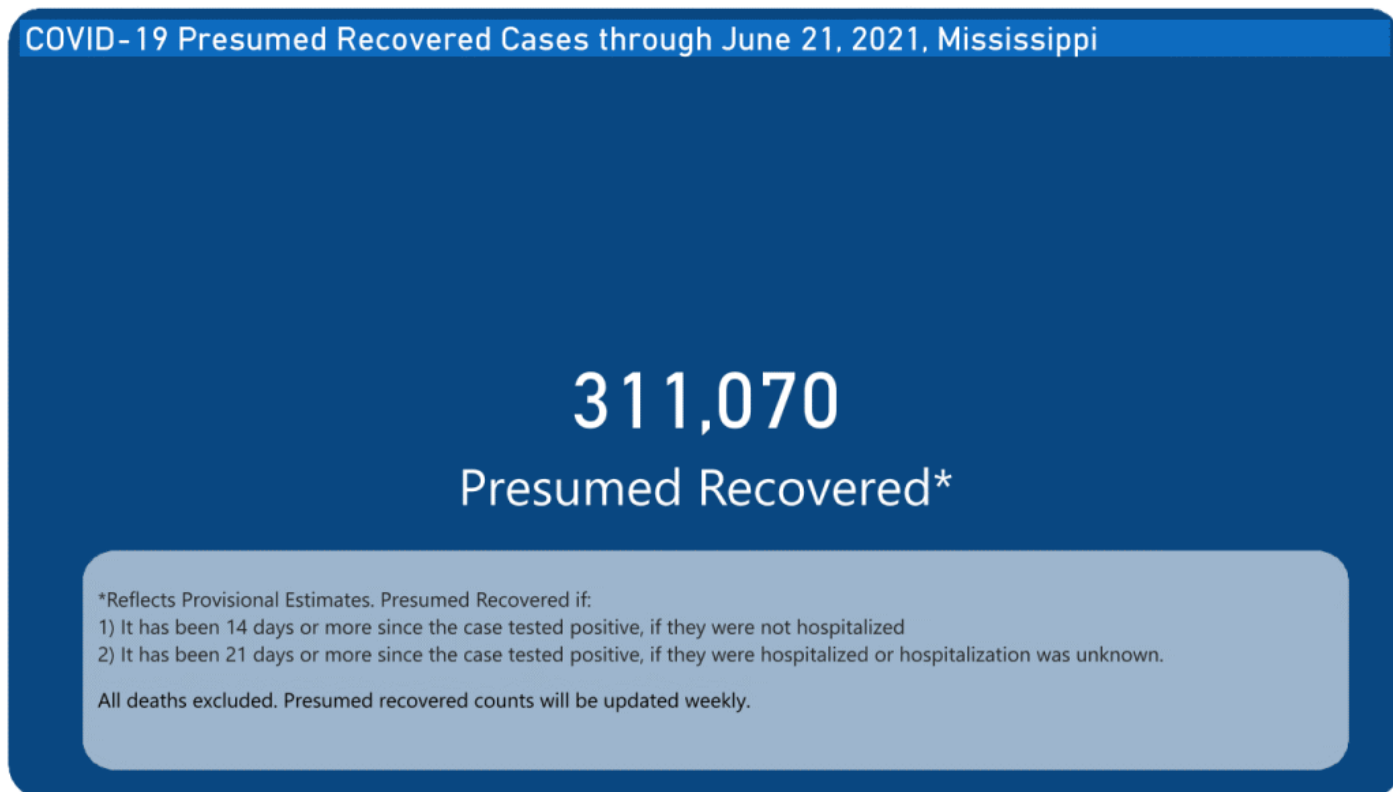
- Cases, deaths and hospitalizations, analyzed by age, race/ethnicity, gender and other factors

- MIS-C cases and deaths
- Counties with high COVID-19 cases and incidence
- Syndromic surveillance

▶ [All weekly charts](#)

## Estimated Recoveries

Presumed COVID-19 cases recovered, estimated weekly (does not include cases still under investigation).



---

## U.S. and World Cases

- ▶ [COVID-19 cases in the United States \(CDC\)](#)
- ▶ [U.S. COVID-19 Tracker \(CDC\)](#)
- ▶ [COVID-19 Global Case Map \(Johns Hopkins University\)](#)

---

## COVID-19 Testing

### Statewide Combined Testing as of June 27

COVID-19 testing providers around the state include commercial laboratories, hospital labs and the MSDH Public Health Laboratory results from all these sources are combined in the table below. (Updated weekly)

**PCR** testing detects current, active COVID-19 infection in an individual.

**Antibody** (serology) testing identifies individuals with past COVID-19 infection based on antibodies they develop one to

three weeks after infection.

**Antigen** testing is another way to identify current COVID-19 infection.

PCR tests	1,861,784
Serology (antibody) tests	97,612
Antigen tests	929,221
<b>Total tests</b>	<b>2,888,617</b>

▶ [Getting tested for COVID-19](#)

---

## Prevention and Guidance for Individuals and the Community

▶ [Preventive steps to take, recommendations, guidance and general information on COVID-19](#)

Last reviewed on Mar 5,  
2020

[error on this](#)

[email page](#)

[print](#)

### *Related resources*

▶ [Free COVID-19 Testing and Local Testing Providers](#)

▶ [COVID-19 Guidance and Prevention for Individuals and the Community](#)

Updated May 18, 2021

### *More topics*

- ▶ [\[ Espanol, Tieng Viet, ASL \]](#)
- ▶ [County COVID-19 Data](#)
- ▶ [COVID-19 Data Reports](#)
- ▶ [Handouts and Posters](#)
- ▶ [Healthcare Professionals](#)
- ▶ [Interactive Maps and Charts](#)
- ▶ [Prevention and Safety Guidance](#)
- ▶ [School Cases and Outbreaks](#)
- ▶ [Testing for COVID-19](#)
- ▶ [Vaccination Against COVID-19](#)

Get COVID-19 e-mail updates daily with our free newsletter:



# COVID-19 Vaccinations

Locate a vaccination provider near you  
Free vaccinations from MSDH  
Local vaccination events

Now vaccinating all Mississippians aged 12 and older.

[FULL INFORMATION](#)

## **AGENCY**

---

[About Us](#)

[Administration](#)

[Board of Health](#)

[County Offices](#)

[Institutional Review](#)

[Jobs](#)

[Locations](#)

[Public Health Laboratory](#)

[RFPs/Grants](#)

[More »](#)

---

[Intranet](#)

[OHIT+ER Service Center](#)

[Webmail](#)

## **INFORMATION**

---

[Apps](#)

[Calendar of Events](#)

[Contact Us](#)

[Meetings](#)

[Health Resources](#)

[Hotlines](#)

[Locations](#)

[News](#)

[Newsletter](#)

[Phone Numbers](#)

[Español](#)

## **I NEED A ...**

---

[Birth Certificate](#)

[Certificate of Need](#)

[Children's Health Insurance](#)

[Complaint Form](#)

[Criminal History Check](#)

[Death Certificate](#)

[Divorce Record](#)

[Food Permit](#)

[Immunization Record](#)

[J-1 Visa](#)

[License Verification](#)

[Marriage Record](#)

[Professional License](#)

[Public Records Request](#)  
[Wastewater Application](#)

**PUBLICATIONS**

[Annual Report](#)  
[CON Weekly Reports](#)  
[Health Facilities Directory](#)  
[Mississippi Morbidity Reports](#)  
[Public Health Report](#)  
[State Health Plan](#)  
[Strategic Plan](#)  
[More »](#)

Mississippi State Department of Health • 570 East Woodrow Wilson Dr • Jackson, MS 39216 • 866-HLTHY4U • [Contact and information](#)

