



Coronavirus Disease 2019 (COVID-19)

Updated June 29, 2021

Healthcare Professionals

Guidance and more →

- ▶ [Healthcare guidance](#)
- ▶ [Electronic reporting](#)
- ▶ [Vaccine providers](#)
- ▶ [Facilities guidance](#)
- ▶ [MS-HAN Alerts](#)

[ALL HEALTHCARE](#)

Current Cases and Statistics

County and state data →

- ▶ [Latest update](#)
- ▶ [Data reports](#)
- ▶ [Charts and maps](#)
- ▶ [Hospitalizations](#)
- ▶ [Lab testing](#)

[ALL STATISTICS](#)

Vaccination, Safety and Testing

Stopping the spread →

- ▶ [Vaccinations](#)
- ▶ [Getting tested](#)
- ▶ [Personal protection](#)
- ▶ [Business and community](#)
- ▶ [Long-term care facilities](#)

[ALL GUIDANCE](#)

General Information

- ▶ Mississippi COVID-19 Hotline (7 days a week, 7 a.m.–7 p.m.): [877-978-6453](tel:877-978-6453)
- ▶ Homebound persons: For assistance with COVID-19 vaccination, send e-mail to COVIDHomebound@msdh.ms.gov
- ▶ [COVID-19 overview, questions and answers, and resources in other languages](#)
- ▶ [Mississippi COVID-19 Vaccine Confidence Report](#)

COVID-19 in Mississippi

New Cases and Deaths as of June 28

NEW CASES

270

New COVID-19 positive test results reported to MSDH as of 3 p.m. yesterday.

TOTAL MISSISSIPPI CASES

321,408

▶ [Totals by county](#)

NEW DEATHS

11

New COVID-19 related deaths identified by MSDH as of 3 p.m. yesterday.

All 11 deaths occurred between June 2 and June 20, identified from death certificate reports.

▶ [County list](#)

TOTAL MISSISSIPPI DEATHS

7,412

▶ [Totals by county](#)

LTC OUTBREAKS

19

Current outbreaks in long-term care (LTC) facilities only. (See [LTC facility outbreak definition](#).)

▶ [LTC cases by county](#)

About our case counts: We currently update our case totals each weekday based on test results reported to MSDH from the previous day (or weekend). Multiple positive tests for the same individual are counted only once. County case numbers and deaths may change as investigation finds new or additional information.

COVID-19 Data Reports

▶ [Variants](#) PDF

Cases of COVID-19 variants, including variants of concern, by county, updated weekly

▶ [Vaccinations](#)

COVID-19 vaccinations administered in Mississippi, as reported to MSDH by vaccination providers

▶ [Deaths by cause](#)

Deaths from COVID-19 pneumonia/influenza, and heart disease; updated weekly

▶ [Long-term care facilities](#)

LTC and residential care facility cases and deaths reported to MSDH by facilities

▶ [Nursing homes](#)

Ongoing outbreaks and other data from the Centers for Medicare and Medicaid (CMS)

▶ [Schools 2020-2021](#)

Weekly COVID-19 cases, outbreaks and exposure reported by Mississippi K-12 schools through May 2021.

▶ [County totals](#)

Total COVID-19 cases and deaths by county, race and ethnicity; updated weekdays

▶ [County snapshots](#)

Weekly COVID-19 summaries for each Mississippi county

▶ [Counties by incidence](#)

Counties ranked by weekly cases and incidence

Cumulative Cases and Deaths by County

Totals of all reported COVID-19 cases, including those in long-term care (LTC) facilities.

The numbers in this table are provisional. County case and deaths totals may change as investigation finds new or additional information.

County	Total Cases	Total Deaths	Total LTC Facility Cases	Total LTC Facility Deaths
Adams	3102	86	83	16
Alcorn	3308	74	130	20
Amite	1269	43	57	9
Attala	2153	73	175	36
Benton	1024	25	46	10
Bolivar	4849	134	236	33
Total	321,408	7,412	10,521	1,987

County	Total Cases	Total Deaths	Total LTC Facility Cases	Total LTC Facility Deaths
Calhoun	1744	32	36	6
Carroll	1223	30	51	10
Chickasaw	2115	59	60	15
Choctaw	794	18	2	0
Claiborne	1033	30	45	9
Clarke	1791	80	123	31
Clay	1884	54	38	5
Coahoma	3009	84	129	12
Copiah	3011	66	83	11
Covington	2684	83	139	39
De Soto	22385	273	113	24
Forrest	7881	153	244	52
Franklin	852	23	40	4
George	2533	51	59	8
Greene	1319	34	53	6
Grenada	2641	88	154	32
Hancock	3884	87	69	14
Harrison	18529	317	490	70
Hinds	20938	424	808	132
Holmes	1907	74	104	20
Humphreys	975	33	34	9
Issaquena	169	6	0	0
Itawamba	3052	80	135	24
Jackson	13817	250	241	35
Jasper	2225	48	43	2
Jefferson	663	28	41	7
Jefferson Davis	1086	34	9	1
Jones	8487	167	220	42
Kemper	967	29	44	9
Lafayette	6331	122	187	55
Lamar	6392	88	53	12
Lauderdale	7270	243	443	101
Total	321,408	7,412	10,521	1,987

County	Total Cases	Total Deaths	Total LTC Facility Cases	Total LTC Facility Deaths
Lawrence	1320	25	27	2
Leake	2730	74	92	16
Lee	10088	176	222	42
Leflore	3517	125	236	52
Lincoln	4020	113	197	40
Lowndes	6553	150	258	63
Madison	10314	227	391	70
Marion	2721	80	158	24
Marshall	4593	105	65	15
Monroe	4172	136	190	55
Montgomery	1290	44	54	9
Neshoba	4075	180	203	59
Newton	2494	64	87	15
Noxubee	1284	34	35	6
Oktibbeha	4676	98	222	36
Panola	4677	111	104	15
Pearl River	4637	148	194	39
Perry	1283	38	21	8
Pike	3377	111	134	36
Pontotoc	4283	73	86	13
Prentiss	2856	61	99	15
Quitman	825	17	0	0
Rankin	14013	282	400	61
Scott	3208	74	115	18
Sharkey	510	17	44	8
Simpson	3006	89	158	20
Smith	1648	34	68	8
Stone	1905	34	85	14
Sunflower	3399	93	123	20
Tallahatchie	1801	42	50	7
Tate	3433	87	80	19
Tippah	2932	68	119	13
Total	321,408	7,412	10,521	1,987

County	Total Cases	Total Deaths	Total LTC Facility Cases	Total LTC Facility Deaths
Tishomingo	2326	69	102	27
Tunica	1083	27	18	2
Union	4165	78	131	23
Walthall	1358	47	69	13
Warren	4453	121	169	37
Washington	5435	138	190	39
Wayne	2658	42	69	11
Webster	1151	32	61	12
Wilkinson	700	32	25	5
Winston	2308	82	130	39
Yalobusha	1682	40	82	22
Yazoo	3153	71	141	18
Total	321,408	7,412	10,521	1,987

Case Classifications

Mississippi investigates and reports both probable and confirmed cases and deaths according to the [CSTE case definition](#).

	Confirmed	Probable	Total
Cases	196,647	124,761	321,408
Deaths	5,107	2,305	7,412

Confirmed cases and deaths are generally determined by positive PCR tests, which detect the presence of ongoing coronavirus infection.

Probable cases are those who test positive by other testing methods such as antibody or antigen, and have recent symptoms consistent with COVID-19, indicating a recent infection.

Probable deaths are those individuals with a designation of COVID-19 as a cause of death on the death certificate, but where no confirmatory testing was performed.

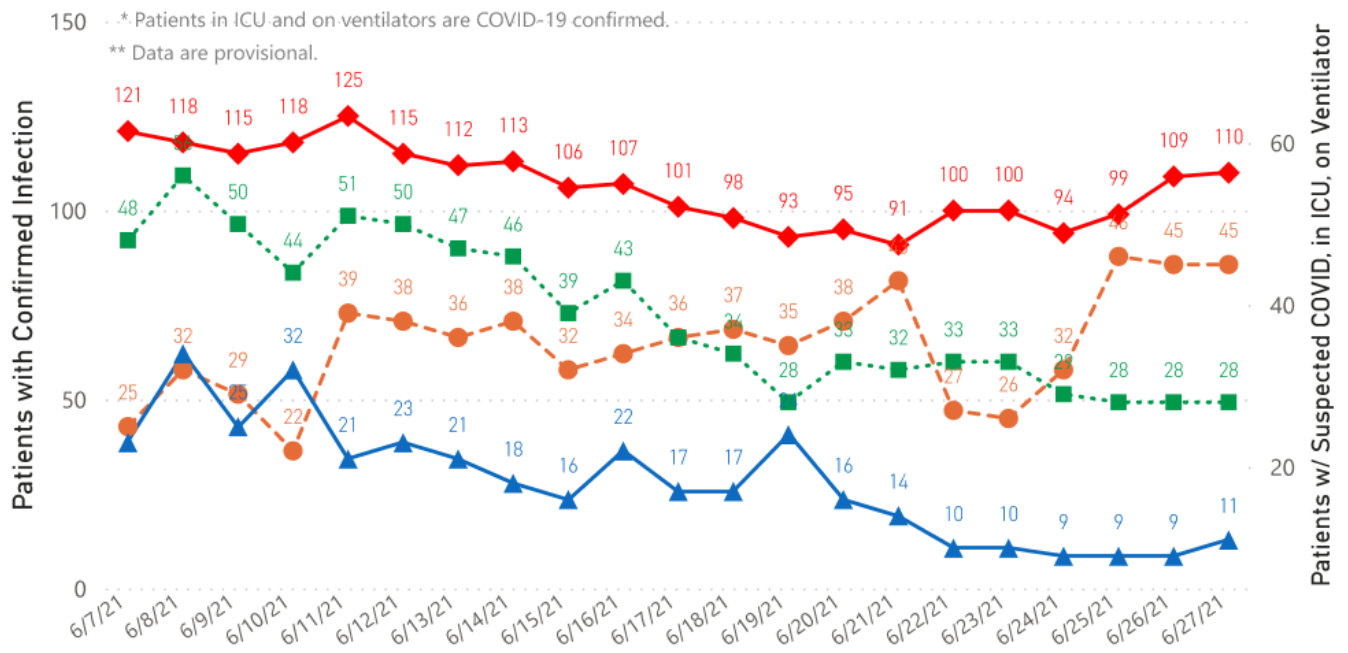
Mississippi COVID-19 Data Charts and Maps

Hospitalizations and Bed Availability

▶ [View interactive hospitalization charts](#)

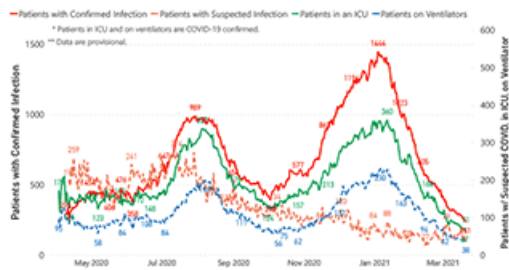
COVID-19 Hospitalizations Reported by MS Hospitals, 6/7/21 - 6/27/21 *,**

◆ Patients with Confirmed Infection ● Patients with Suspected Infection ■ Patients in an ICU ▲ Patients on Ventilators



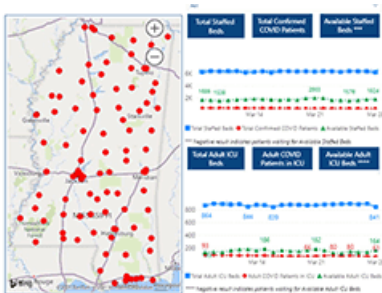
Hospitalization Trend to Date

Updated weekly



Hospital Bed Availability

Updated weekdays (interactive)



Case and Incidence Maps

▶ [View all interactive maps](#)

Recent COVID-19 Activity

Updated weekly

The chart below shows counties according to COVID-19 incidence (cases by population) over the last two weeks. Also see [weekly county incidence tables](#)

Mississippi COVID-19 Two-Week Cases* Incidence Rate** over 6/1/21 - 6/14/21

Mississippi

Two-Week
New Cases*

1603

Total Cases* through
6/14/21

319,759

Two-Week Cases* Incidence
Rate Per 100,000

53.9

Percent Change

0.5%



● <40 ● 40 to 80 ● 80 to 120 ● 120 to 160

County	Two-Week New Cases	Two-Week Cases Rate Per 100,000	Cases to Date	Percent Change
STONE	28	152.7	1,883	2.0%
ALCORN	50	135.3	3,242	2.0%
ADAMS	37	120.5	3,077	1.0%
COVINGTON	20	107.3	2,672	1.0%
LOWNDES	55	93.9	6,512	1.0%
WILKINSON	8	92.7	695	1.0%
YALOBUSHA	11	90.8	1,678	1.0%
LAMAR	56	88.4	6,347	1.0%

* Cases based on **Event Date**. Event date is date of onset, date of collection, or date of report to MSDH; updated as cases are investigated.

** Rate calculation is based on cumulative cases of past two weeks per 100,000 population.

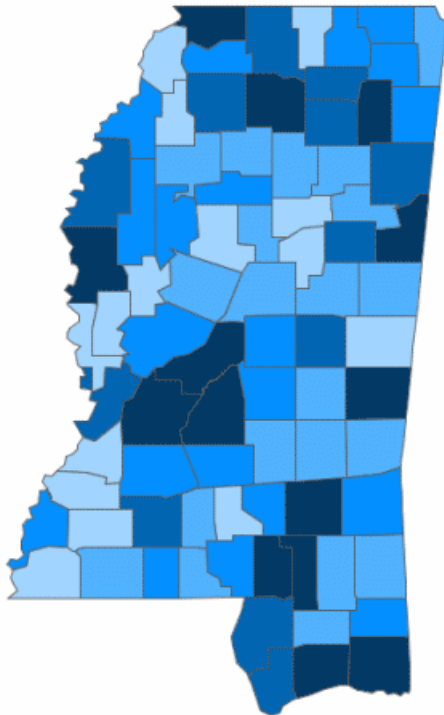
Cumulative COVID-19 Cases

Total cases and deaths by county since the start of the pandemic. Also see [weekly estimate of recoveries](#)

Mississippi COVID-19
Cases and Deaths by Race with Ethnicity
as of 3 pm CT, June 28, 2021

Mississippi

Total Cases
321,408



● 1 to 1250 ● 1251 to 2500 ● 2501 to 3750 ● 3751 to 5000 ● >5000

	American Indian or Alaska Native	Asian	Black	White	Other	Unknown
Non Hispanic	1,251	1,230	87,536	125,575	3,223	2,672
Hispanic	65	42	460	2,091	3,818	764
Unknown Ethnicity	1,020	351	17,914	27,561	7,507	38,328

Total Deaths
7,412

	American Indian or Alaska Native	Asian	Black	White	Other	Unknown
Non Hispanic	93	14	2,556	3,412	45	19
Hispanic	1	1	9	33	25	2
Unknown Ethnicity	25	7	368	570	69	163

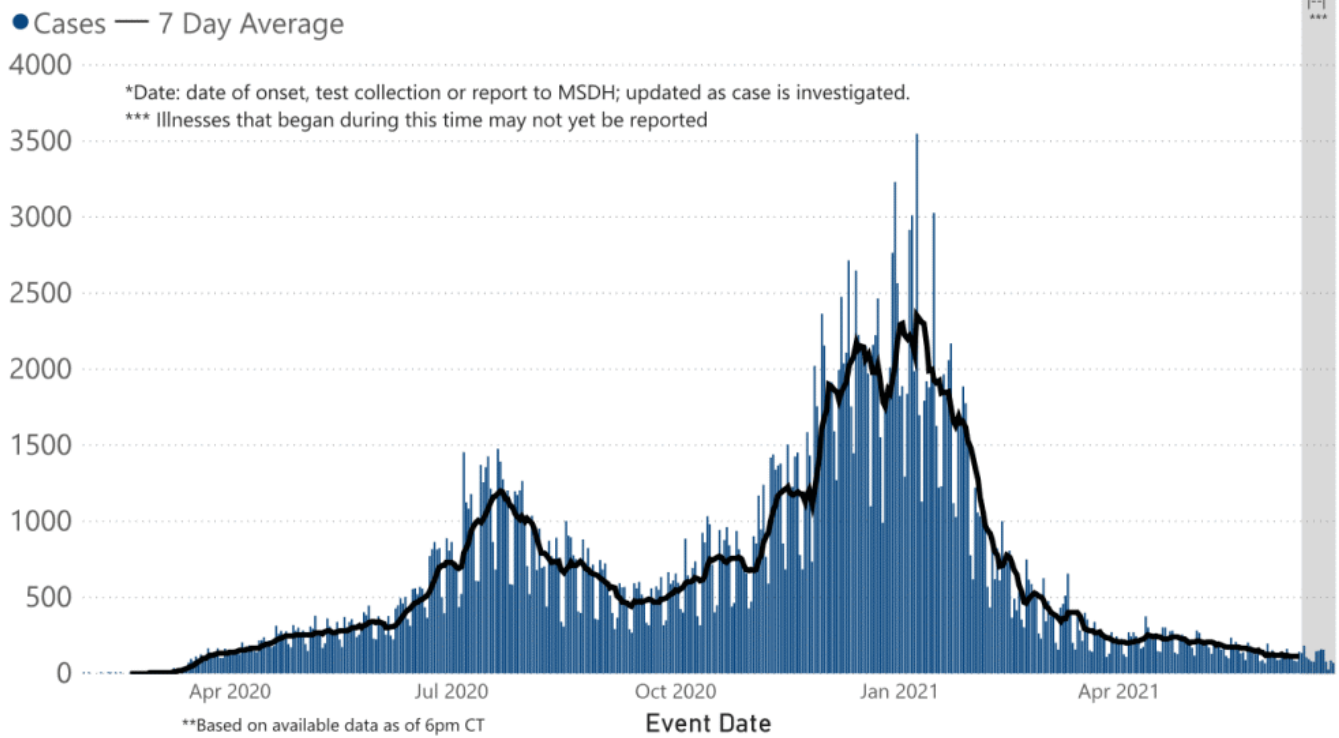
Daily Statewide Data Charts

Updated Tuesday-Friday. Our state case map and other data charts are also available in interactive form.

▶ [View interactive epidemiological and surveillance charts](#)

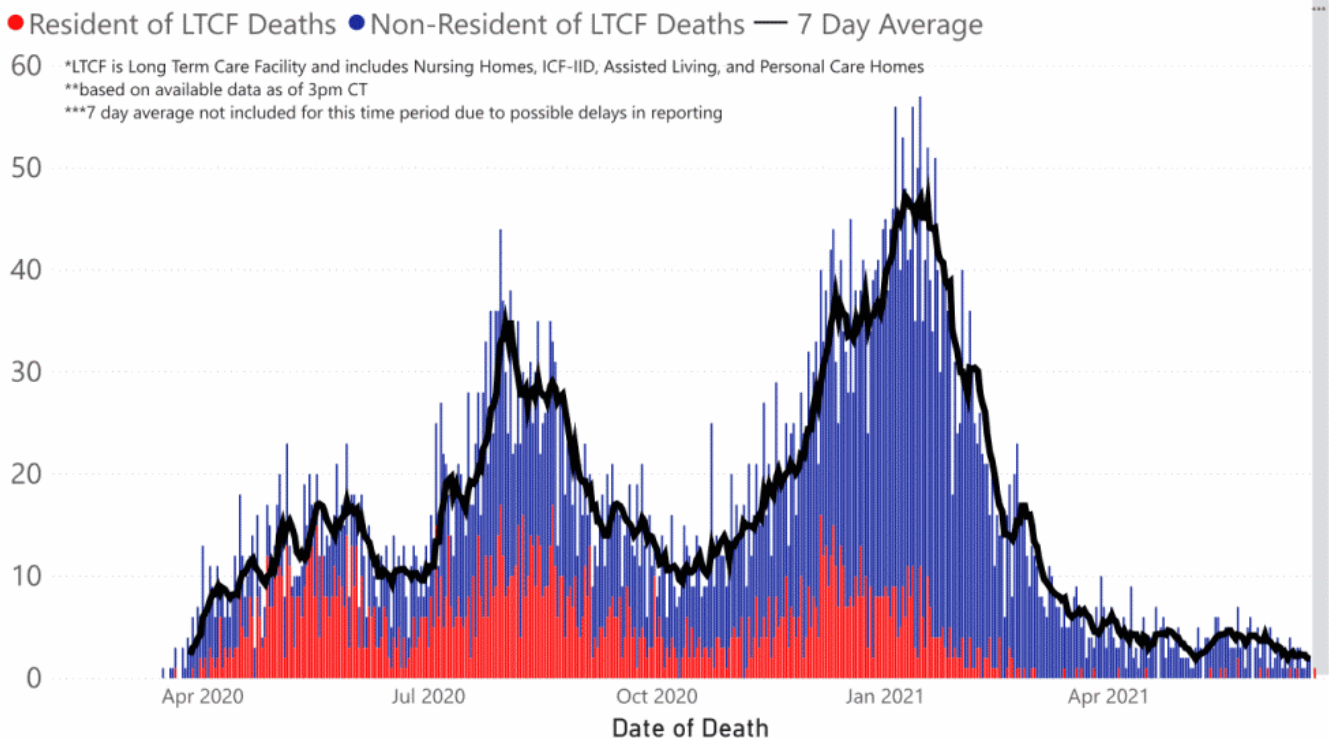
The charts below are based on available data at the time of publication. Charts do **not** include cases where insufficient details of the case are known.

COVID-19 Cases by Date* through June 28, 2021**, Mississippi



Note: Values up to two weeks in the past on the chart of Cases by Date above can change as we update it with new information from disease investigation.

COVID-19 LTCF* and Non-LTCF Deaths by Date of Death through June 28, 2021**, Mississippi



Weekly Statewide Data Charts

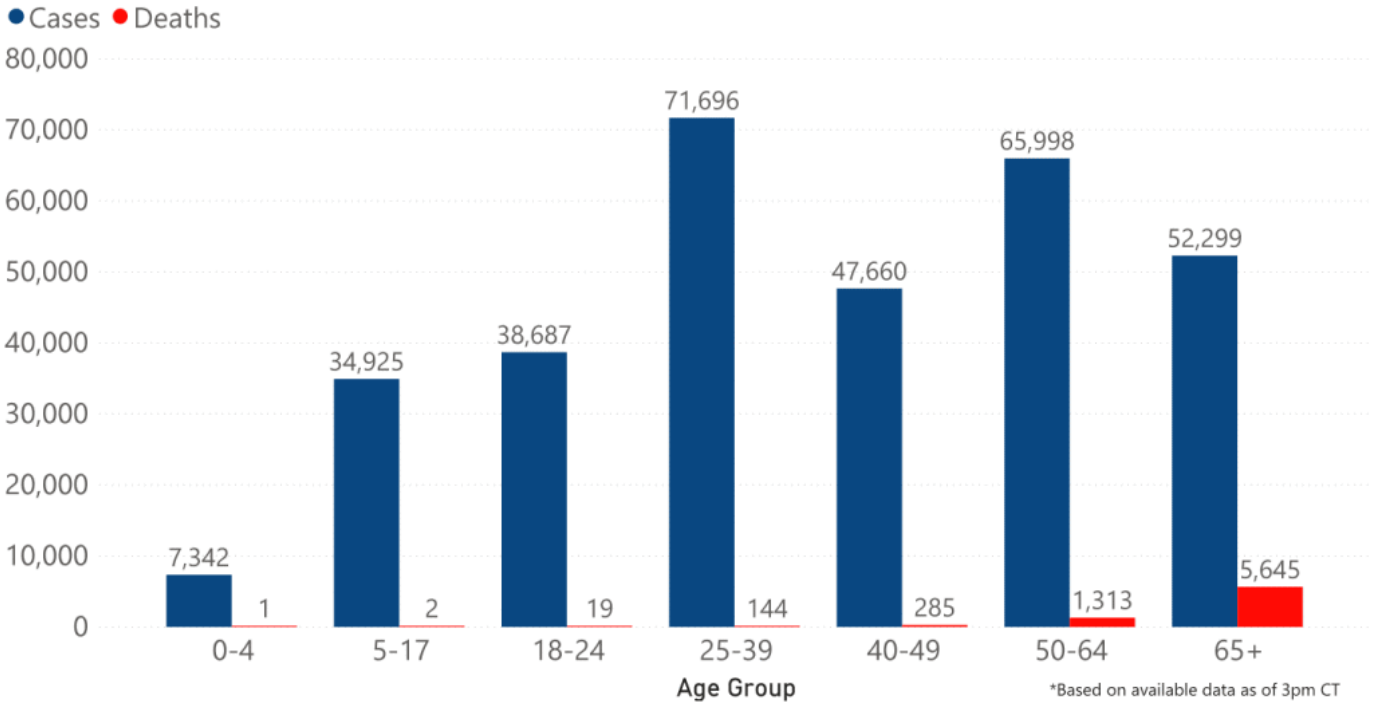
Includes:

- Cases, deaths and hospitalizations, analyzed by age, race/ethnicity, gender and other factors

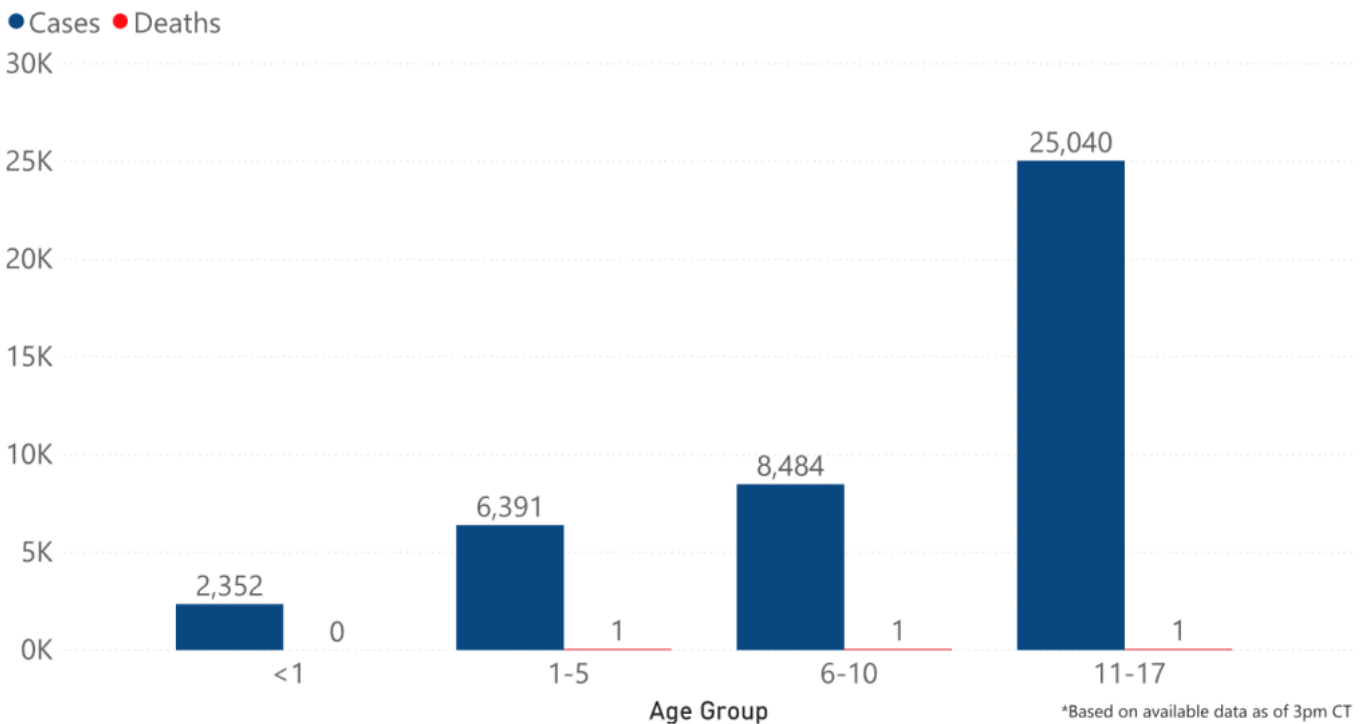
- MIS-C cases and deaths
- Counties with high COVID-19 cases and incidence
- Syndromic surveillance

▼ All weekly charts

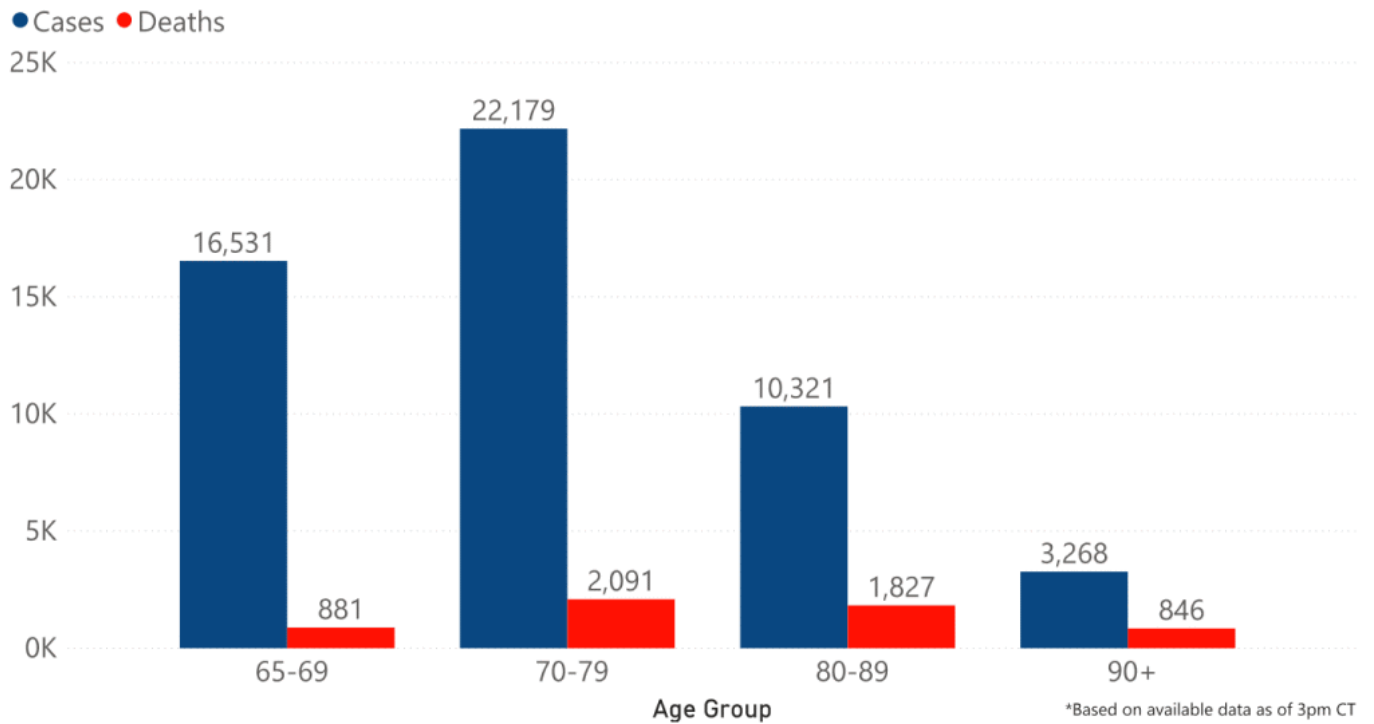
COVID-19 Cases and Deaths by Age Group through June 28, 2021*, Mississippi



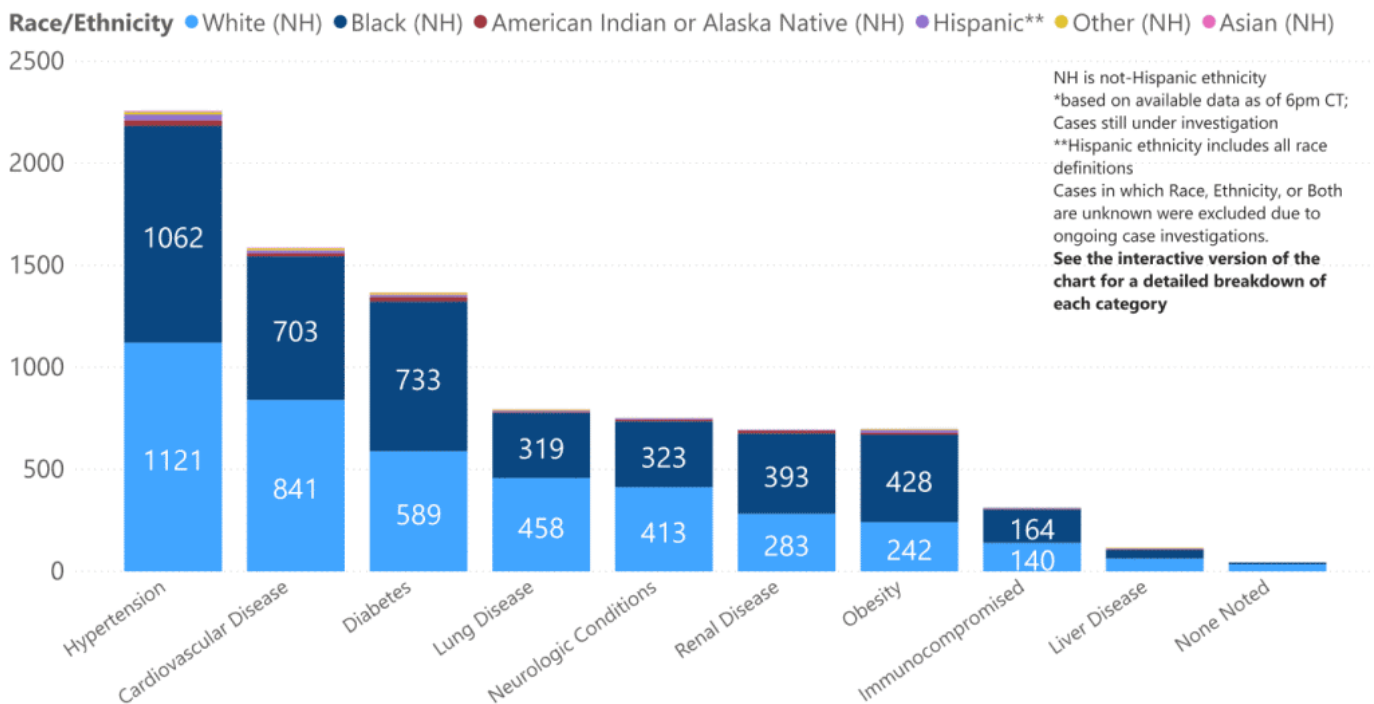
COVID-19 Pediatric Cases and Deaths by Age Group through June 28, 2021*, Mississippi



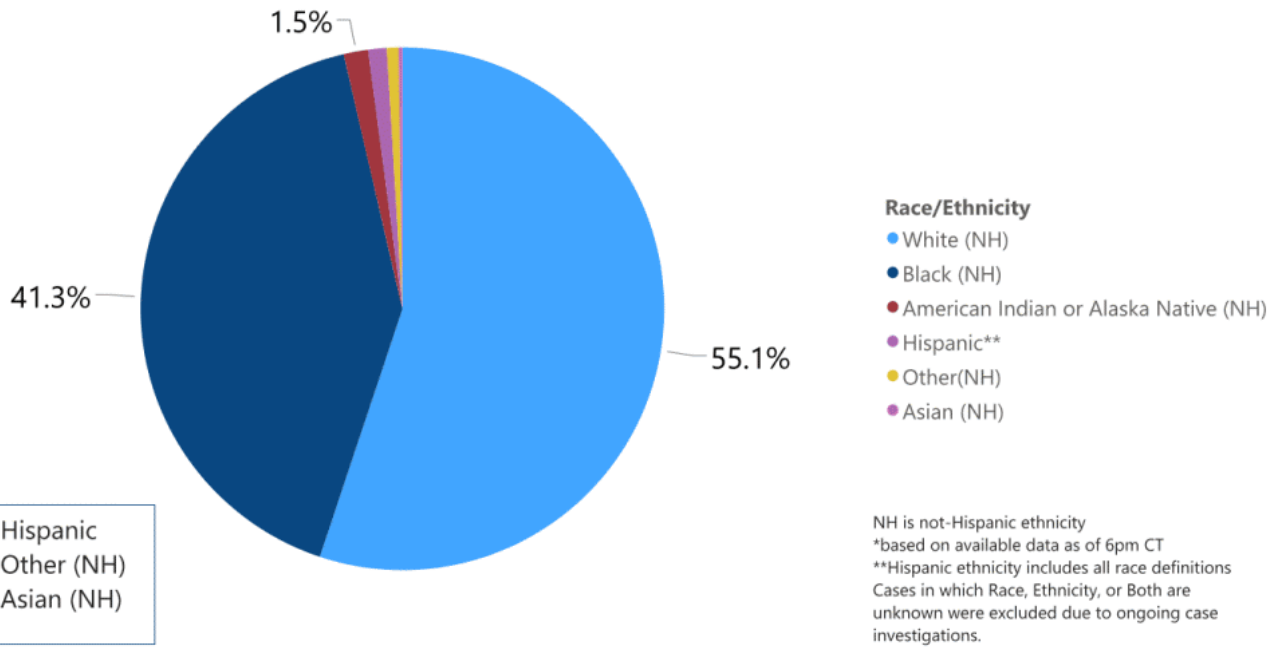
COVID-19 Geriatric Cases and Deaths by Age Group through June 28, 2021*, Mississippi



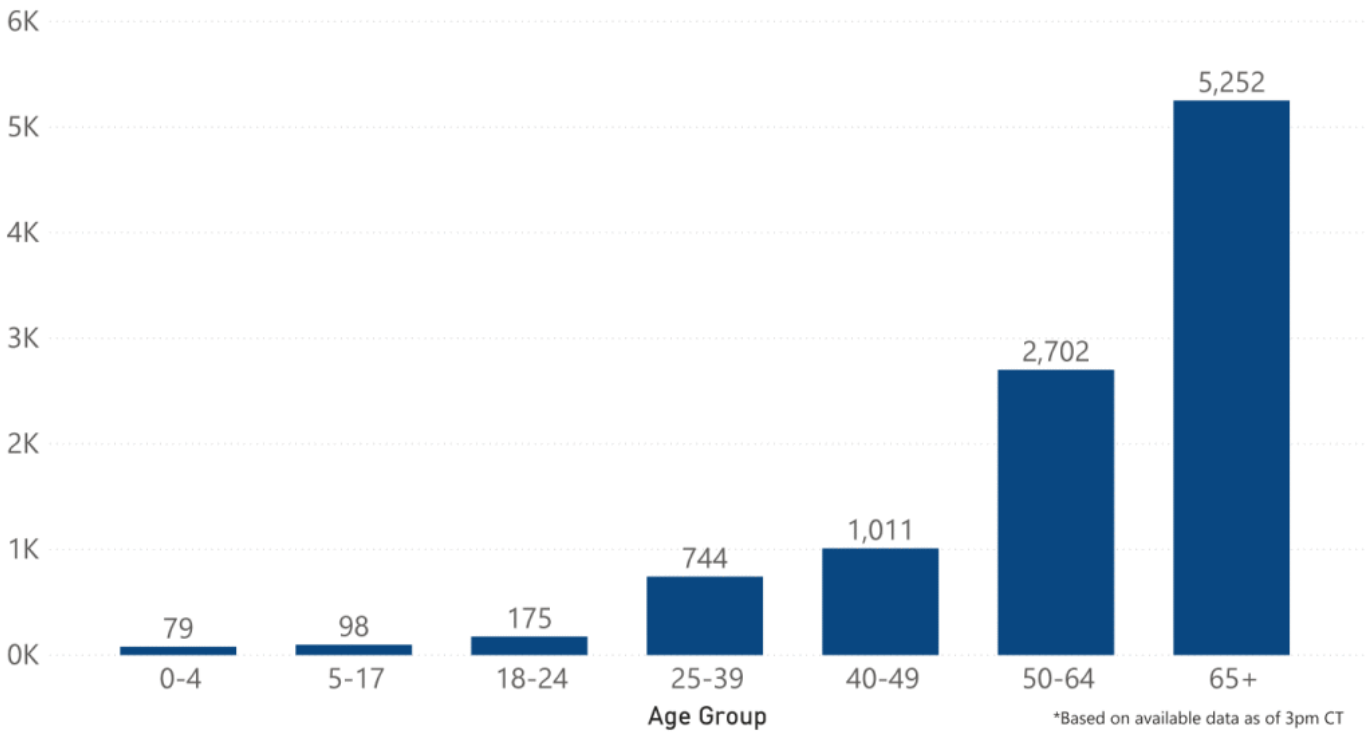
COVID-19 Underlying Conditions in Deaths by Race/Ethnicity through June 28, 2021*, Mississippi



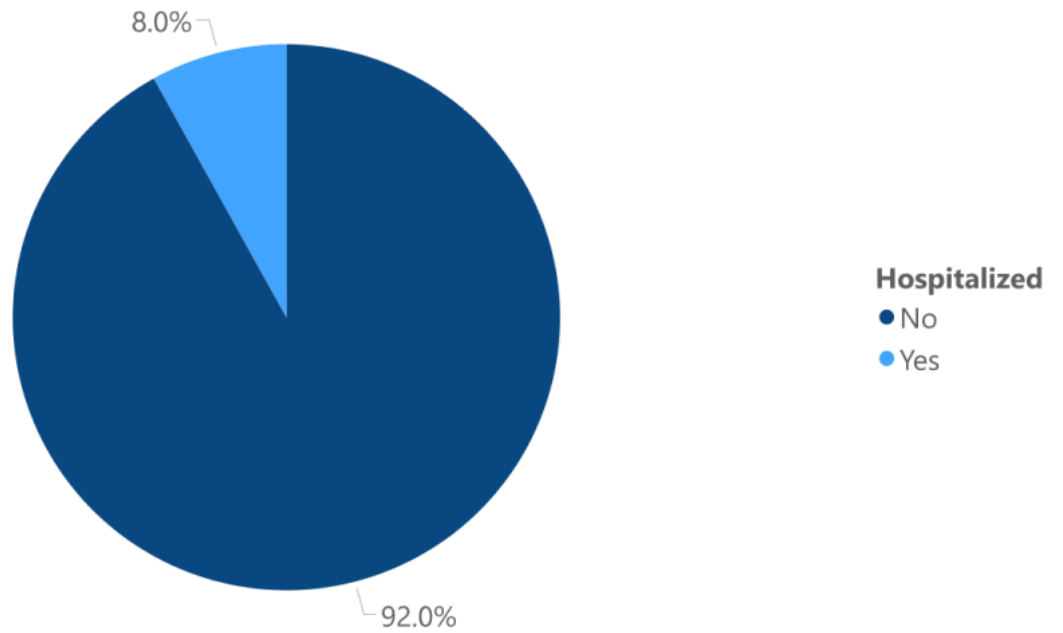
COVID-19 Deaths by Race/Ethnicity through June 28, 2021*, Mississippi



COVID-19 Hospitalized Cases by Age through June 28, 2021*, Mississippi



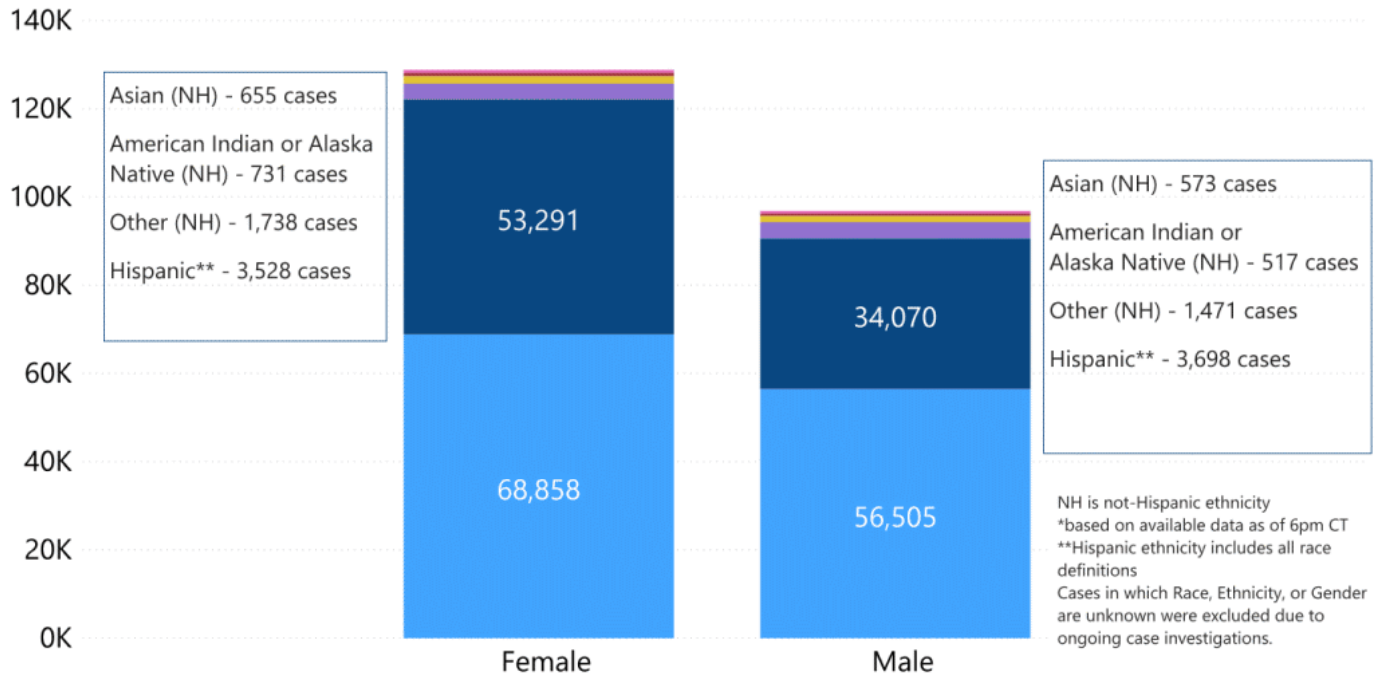
COVID-19 Cumulative Hospitalizations- Investigated Cases June 28, 2021 *



* Cases in which hospitalization is unknown were excluded due to ongoing case investigations; based on available data as of 3pm CT

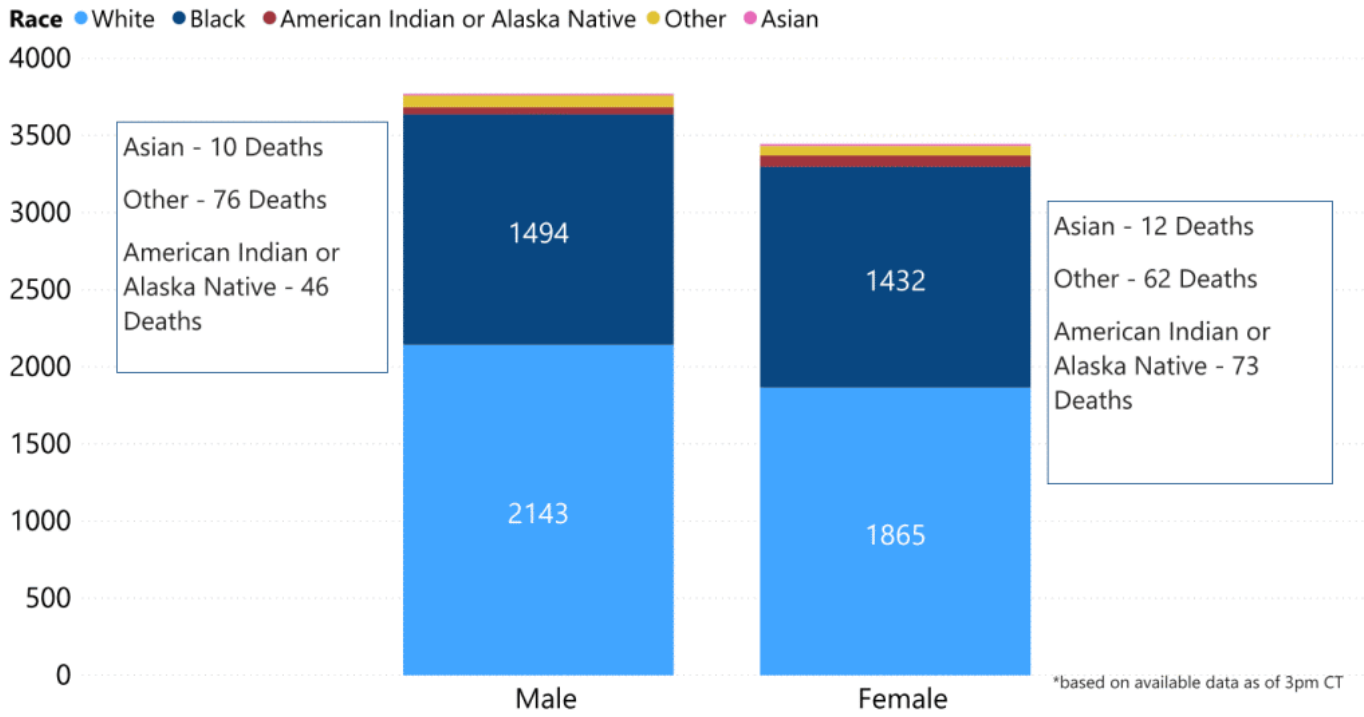
COVID-19 Cases by Race/Ethnicity and Gender through June 28, 2021*, Mississippi

Race/Ethnicity ● White (NH) ● Black (NH) ● Hispanic** ● Other (NH) ● American Indian or Alaska Native (NH) ● Asian (NH)

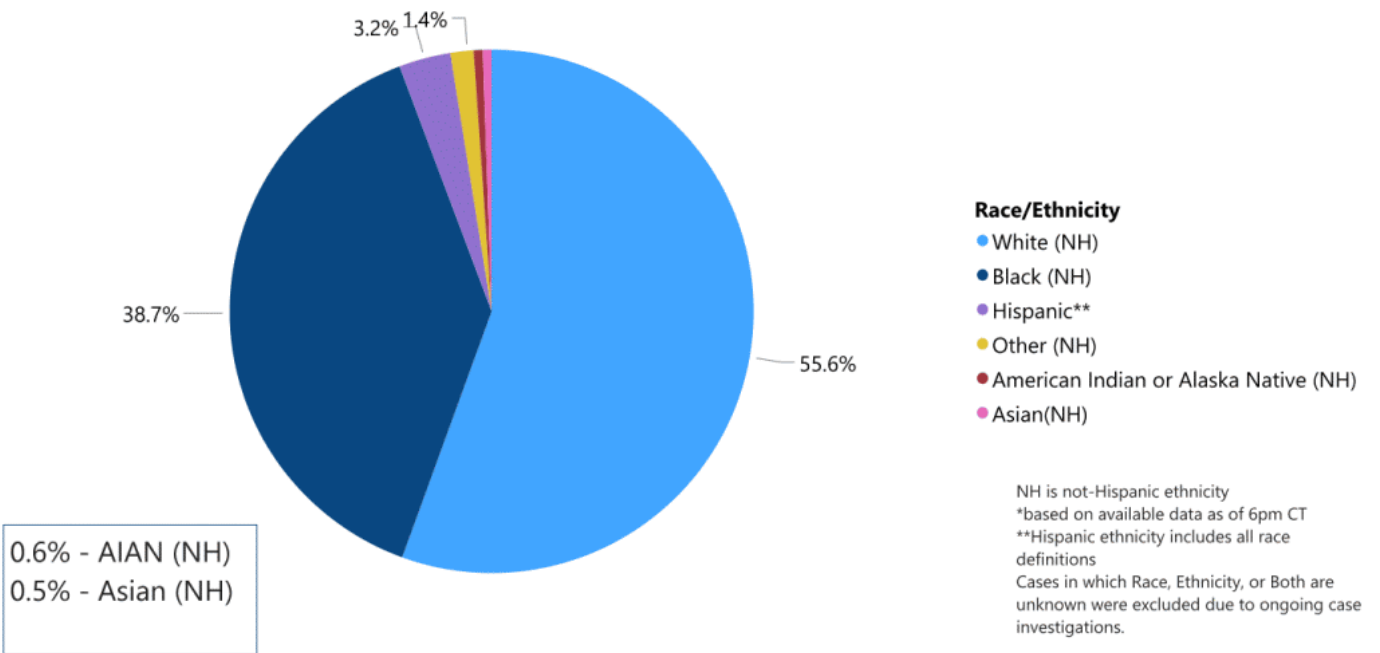


NH is not-Hispanic ethnicity
 *based on available data as of 6pm CT
 **Hispanic ethnicity includes all race definitions
 Cases in which Race, Ethnicity, or Gender are unknown were excluded due to ongoing case investigations.

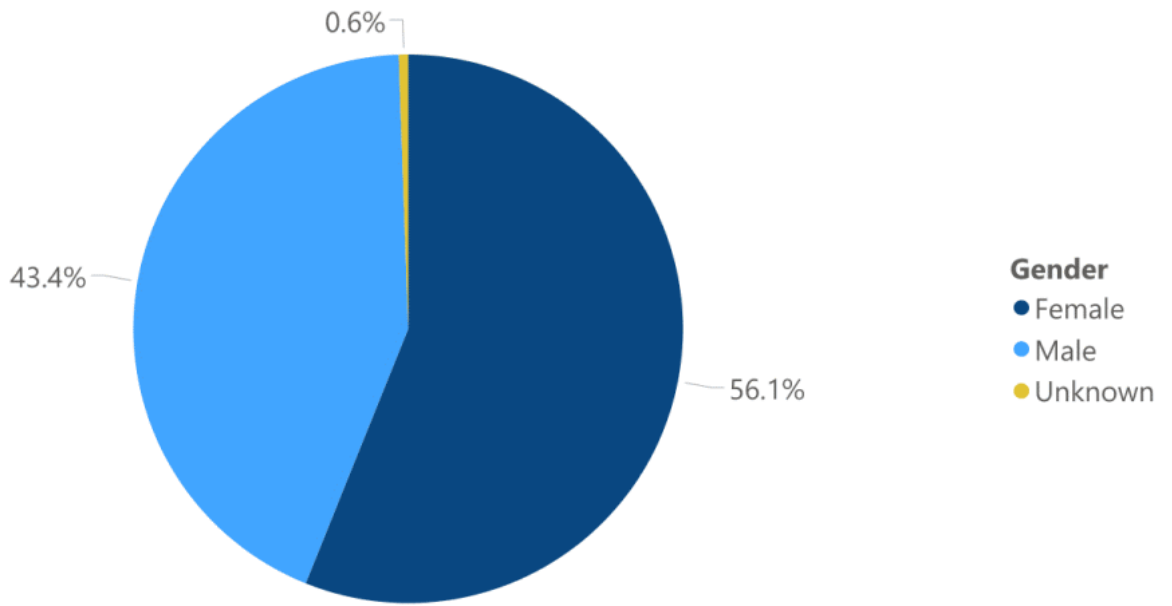
COVID-19 Deaths by Race and Gender through June 28, 2021*, Mississippi



COVID-19 Cases by Race/Ethnicity through June 28, 2021*, Mississippi



COVID-19 Cases by Gender through June 28, 2021*, Mississippi

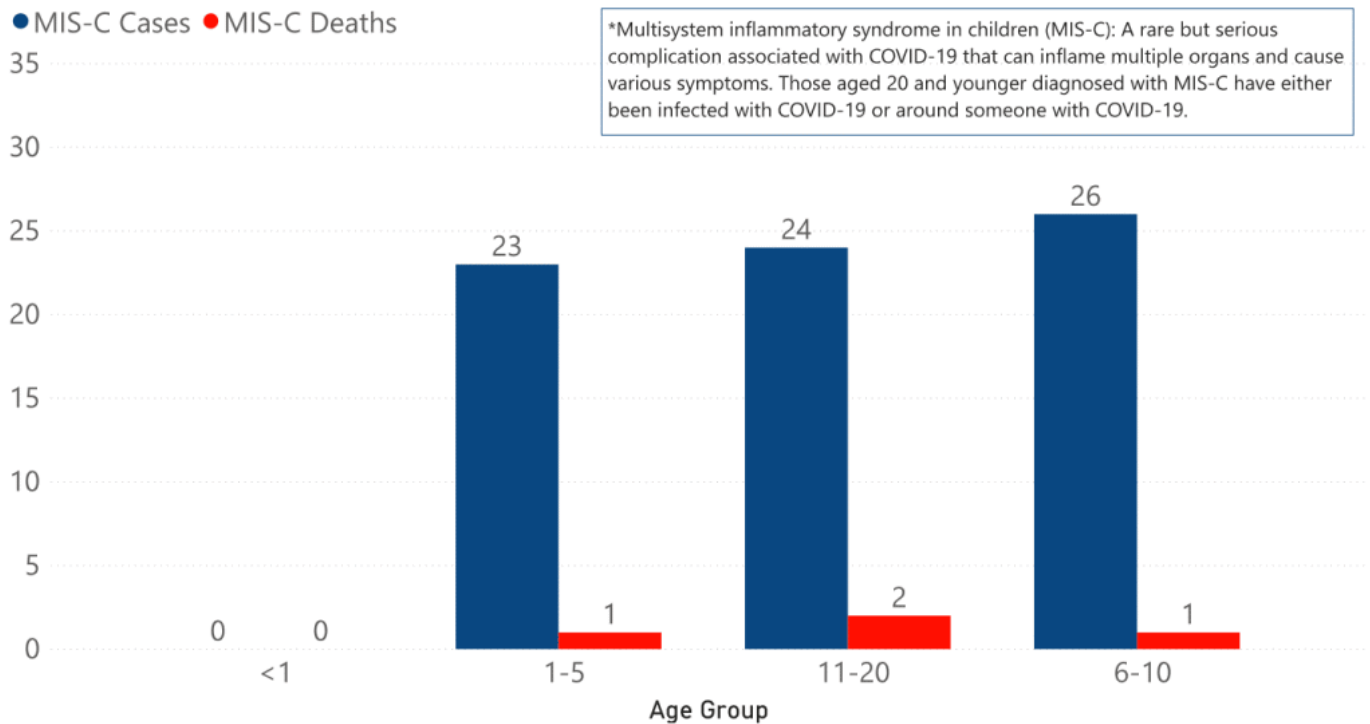


*Based on available data as of 3pm CT

Weekly Pediatric MIS-C Cases and Deaths

Multisystem inflammatory syndrome in children (MIS-C) is a rare but serious condition associated with COVID-19 that causes inflammation in many body parts, including the heart and other vital organs.

MIS-C* Cases and Deaths by Age Group through June 28, 2021, Mississippi



Weekly High Case and High Incidence Counties

Tracking counties with recent high numbers of COVID-19 cases, adjusted for population, provides insight on where local outbreaks are most serious, and where protective measures should be increased. For more accurate reporting, these weekly charts include sample collection dates only up to seven days in the past to allow for case investigation and delays in lab test reports.

Cases counts in these charts is based on the date of illness onset. If the date of illness is not known, the date the test sample was taken, or the date of test result reporting is used instead. Counts are adjusted as cases are investigated.

Counties are ranked by two-week case counts, and by two-week incidence (cases proportional to population). A separate table ranking all counties is also available. **All tables updated weekly.**

► [Full tables of counties ranked by weekly incidence and cases](#) PDF

COVID-19 High Incidence MS Counties Over 2 Week Period (June 8 - 21, 2021*)					
County	Cases (June 8 - 21)	Cases per 100,000 (June 8 - 21)	Cases to Date (through June 21)	Cases per 100,000 Total	Percent Change
STONE	24	130.9	1895	10334.9	1%
ALCORN	48	129.9	3276	8865.3	1%
QUITMAN	7	103.1	825	12146.6	1%
HINDS	238	102.7	20834	8986.4	1%
COAHOMA	21	94.9	3000	13559.9	1%
PERRY	11	91.9	1277	10665.7	1%
LAMAR	58	91.6	6380	10072.1	1%
JEFFERSON DAVIS	10	89.9	1085	9750.2	1%
TISHOMINGO	17	87.7	2326	12000.2	1%
ADAMS	25	81.5	3096	10087.0	1%
AMITE	10	81.3	1267	10303.3	1%
LOWNDES	47	80.2	6533	11149.4	1%

*based on available data as of 3pm CT
 Cases based on test date. Cases without test date excluded due to ongoing investigations.
 Table will be updated weekly. A one week lag is used for reporting.

COVID-19 High Case MS Counties Over 2 Week Period (June 8 - 21, 2021*)

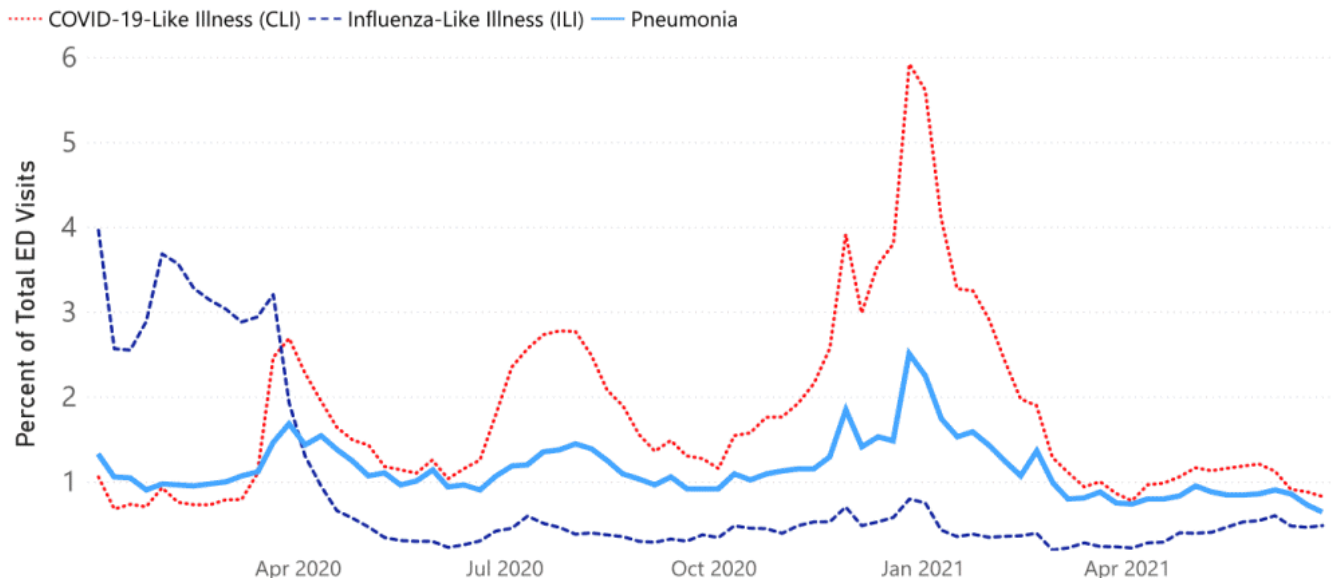
County	Cases (June 8 - 21)	Cases per 100,000 (June 8 - 21)	Cases to Date (through June 21)	Cases per 100,000 Total	Percent Change
HINDS	238	102.7	20834	8986.4	1%
HARRISON	146	70.2	18489	8885.5	1%
RANKIN	109	70.2	13952	8985.6	1%
DESOTO	107	57.9	22334	12076.0	0%
JACKSON	103	71.7	13781	9595.7	1%
MADISON	71	66.8	10286	9678.9	1%
LAMAR	58	91.6	6380	10072.1	1%
ALCORN	48	129.9	3276	8865.3	1%
LOWNDES	47	80.2	6533	11149.4	1%
FORREST	42	56.1	7855	10487.7	1%
PEARL RIVER	38	68.4	4625	8328.1	1%
JONES	35	51.4	8484	12458.5	0%

*based on available data as of 3pm CT
 Cases based on test date. Cases without test date excluded due to ongoing investigations.
 Table will be updated weekly. A one week lag is used for reporting.

Syndromic Surveillance

Emergency department visits by those with symptoms characteristic of COVID-19, influenza and pneumonia, updated weekly.

Percentage of Emergency Department and Clinic visits for CLI, ILI, and Pneumonia Cases Weekly Statewide Summary, January 4, 2020 - June 26, 2021



*The graph represents syndromic surveillance data from emergency department visits, reported electronically by hospitals throughout the state, that are consistent with COVID-19-Like Illness (CLI), Influenza-Like Illness (ILI), and Pneumonia. Based on available data as of 6pm CT. Graph will be updated weekly.

Estimated Recoveries

Presumed COVID-19 cases recovered, estimated weekly (does not include cases still under investigation).

COVID-19 Presumed Recovered Cases through June 28, 2021, Mississippi

311,917
Presumed Recovered*

*Reflects Provisional Estimates. Presumed Recovered if:

- 1) It has been 14 days or more since the case tested positive, if they were not hospitalized
- 2) It has been 21 days or more since the case tested positive, if they were hospitalized or hospitalization was unknown.

All deaths excluded. Presumed recovered counts will be updated weekly.

U.S. and World Cases

- ▶ [COVID-19 cases in the United States \(CDC\)](#)
- ▶ [U.S. COVID-19 Tracker \(CDC\)](#)
- ▶ [COVID-19 Global Case Map \(Johns Hopkins University\)](#)

COVID-19 Testing

Statewide Combined Testing as of June 27

COVID-19 testing providers around the state include commercial laboratories, hospital labs and the MSDH Public Health Laboratory results from all these sources are combined in the table below. (Updated weekly)

PCR testing detects current, active COVID-19 infection in an individual.

Antibody (serology) testing identifies individuals with past COVID-19 infection based on antibodies they develop one to three weeks after infection.

Antigen testing is another way to identify current COVID-19 infection.

PCR tests	1,861,784
Serology (antibody) tests	97,612
Antigen tests	929,221
Total tests	2,888,617

Prevention and Guidance for Individuals and the Community

- ▶ [Preventive steps to take, recommendations, guidance and general information on COVID-19](#)

Last reviewed on Mar 5,

2020

[error on this](#)

[email page](#)

[print](#)

Related resources

- ▶ [Free COVID-19 Testing and Local Testing Providers](#)
- ▶ [COVID-19 Guidance and Prevention for Individuals and the Community](#)
Updated May 18, 2021

More topics

- ▶ [\[Espanol, Tieng Viet, ASL \]](#)
- ▶ [County COVID-19 Data](#)
- ▶ [COVID-19 Data Reports](#)
- ▶ [Handouts and Posters](#)
- ▶ [Healthcare Professionals](#)
- ▶ [Interactive Maps and Charts](#)
- ▶ [Prevention and Safety Guidance](#)
- ▶ [School Cases and Outbreaks](#)
- ▶ [Testing for COVID-19](#)
- ▶ [Vaccination Against COVID-19](#)

Get COVID-19 e-mail updates daily with our free newsletter:



Free COVID-19 Rapid Testing

Free testing open to the public

No symptoms required

No appointment needed

[Check our schedule of free testing locations statewide](#)

[FULL INFORMATION](#)

AGENCY

[About Us](#)

[Administration](#)

[Board of Health](#)

[County Offices](#)

[Institutional Review](#)

[Jobs](#)

[Locations](#)

[Public Health Laboratory](#)

[RFPs/Grants](#)

[More »](#)

[Intranet](#)

[OHIT+ER Service Center](#)

[Webmail](#)

INFORMATION

[Apps](#)

[Calendar of Events](#)

[Contact Us](#)

[Meetings](#)

[Health Resources](#)

[Hotlines](#)

[Locations](#)

[News](#)

[Newsletter](#)

[Phone Numbers](#)

[Español](#)

I NEED A ...

[Birth Certificate](#)

[Certificate of Need](#)

[Children's Health Insurance](#)

[Complaint Form](#)

[Criminal History Check](#)

[Death Certificate](#)

[Divorce Record](#)

[Food Permit](#)

[Immunization Record](#)

[J-1 Visa](#)

[License Verification](#)

[Marriage Record](#)

[Professional License](#)

[Public Records Request](#)

[Wastewater Application](#)

PUBLICATIONS

[Annual Report](#)

[CON Weekly Reports](#)

[Health Facilities Directory](#)

[Mississippi Morbidity Reports](#)

[Public Health Report](#)

[State Health Plan](#)

Strategic Plan

[More »](#)

Mississippi State Department of Health • 570 East Woodrow Wilson Dr • Jackson, MS 39216 • 866-HLTHY4U • [Contact and information](#)

