

Menu



## Coronavirus Disease 2019 (COVID-19)

*Updated June 30, 2021*

### Healthcare Professionals

Guidance and more →

- ▶ [Healthcare guidance](#)
- ▶ [Electronic reporting](#)
- ▶ [Vaccine providers](#)
- ▶ [Facilities guidance](#)
- ▶ [MS-HAN Alerts](#)

#### [ALL HEALTHCARE](#)

### Current Cases and Statistics

County and state data →

- ▶ [Latest update](#)
- ▶ [Data reports](#)
- ▶ [Charts and maps](#)
- ▶ [Hospitalizations](#)
- ▶ [Lab testing](#)

#### [ALL STATISTICS](#)

### Vaccination, Safety and Testing

Stopping the spread →

- ▶ [Vaccinations](#)
- ▶ [Getting tested](#)
- ▶ [Personal protection](#)
- ▶ [Business and community](#)
- ▶ [Long-term care facilities](#)

#### [ALL GUIDANCE](#)

## General Information

- ▶ Mississippi COVID-19 Hotline (7 days a week, 7 a.m.–7 p.m.): [877-978-6453](tel:877-978-6453)
- ▶ Homebound persons: For assistance with COVID-19 vaccination, send e-mail to [COVIDHomebound@msdh.ms.gov](mailto:COVIDHomebound@msdh.ms.gov)
- ▶ [COVID-19 overview, questions and answers, and resources in other languages](#)
- ▶ [Mississippi COVID-19 Vaccine Confidence Report](#)

## COVID-19 in Mississippi

### New Cases and Deaths as of June 29

#### NEW CASES

**356**

New COVID-19 positive test results reported to MSDH as of 3 p.m. yesterday.

#### TOTAL MISSISSIPPI CASES

**321,764**

▶ [Totals by county](#)

#### NEW DEATHS

**0**

New COVID-19 related deaths identified by MSDH as of 3 p.m. yesterday.

#### TOTAL MISSISSIPPI DEATHS

**7,412**

▶ [Totals by county](#)

#### LTC OUTBREAKS

**19**

Current outbreaks in long-term care (LTC) facilities only. (See [LTC facility outbreak definition](#).)

▶ [LTC cases by county](#)

**About our case counts:** We currently update our case totals each weekday based on test results reported to MSDH from the previous day (or weekend). Multiple positive tests for the same individual are counted only once. County case numbers and deaths may change as investigation finds new or additional information.

## COVID-19 Data Reports

- ▶ [Variants](#) PDF  
Cases of COVID-19 variants, including variants of concern, by county, updated weekly
- ▶ [Vaccinations](#)  
COVID-19 vaccinations administered in Mississippi, as reported to MSDH by vaccination providers
- ▶ [Deaths by cause](#)  
Deaths from COVID-19 pneumonia/influenza, and heart disease; updated weekly
- ▶ [Long-term care facilities](#)  
LTC and residential care facility cases and deaths reported to MSDH by facilities
- ▶ [Nursing homes](#)  
Ongoing outbreaks and other data from the Centers for Medicare and Medicaid (CMS)
- ▶ [Schools 2020-2021](#)  
Weekly COVID-19 cases, outbreaks and exposure reported by Mississippi K-12 schools through May 2021.
- ▶ [County totals](#)  
Total COVID-19 cases and deaths by county, race and ethnicity; updated weekdays
- ▶ [County snapshots](#)  
Weekly COVID-19 summaries for each Mississippi county
- ▶ [Counties by incidence](#)  
Counties ranked by weekly cases and incidence

## Cumulative Cases and Deaths by County

Totals of all reported COVID-19 cases, including those in long-term care (LTC) facilities.

*The numbers in this table are provisional. County case and deaths totals may change as investigation finds new or additional information.*

County	Total Cases	Total Deaths	Total LTC Facility Cases	Total LTC Facility Deaths
<a href="#">Adams</a>	3124	86	83	16
<a href="#">Alcorn</a>	3309	74	130	20
<a href="#">Amite</a>	1271	43	57	9
<a href="#">Attala</a>	2154	73	175	36
<a href="#">Benton</a>	1024	25	46	10
<a href="#">Bolivar</a>	4848	134	236	33
<a href="#">Calhoun</a>	1744	32	36	6
<a href="#">Carroll</a>	1223	30	51	10
<b>Total</b>	<b>321,764</b>	<b>7,412</b>	<b>10,523</b>	<b>1,987</b>

County	Total Cases	Total Deaths	Total LTC Facility Cases	Total LTC Facility Deaths
Chickasaw	2117	59	60	15
Choctaw	797	18	2	0
Claiborne	1033	30	45	9
Clarke	1792	80	123	31
Clay	1884	54	38	5
Coahoma	3012	84	129	12
Copiah	3013	66	83	11
Covington	2686	83	139	39
De Soto	22397	273	113	24
Forrest	7888	153	244	52
Franklin	852	23	40	4
George	2533	51	59	8
Greene	1319	34	53	6
Grenada	2641	88	154	32
Hancock	3893	87	69	14
Harrison	18569	317	490	70
Hinds	21005	424	808	132
Holmes	1907	74	104	20
Humphreys	975	33	34	9
Issaquena	169	6	0	0
Itawamba	3052	80	135	24
Jackson	13837	250	241	35
Jasper	2225	48	43	2
Jefferson	663	28	41	7
Jefferson Davis	1087	34	9	1
Jones	8490	167	220	42
Kemper	967	29	44	9
Lafayette	6333	122	187	55
Lamar	6398	88	53	12
Lauderdale	7272	243	443	101
Lawrence	1320	25	27	2
Leake	2732	74	92	16
<b>Total</b>	<b>321,764</b>	<b>7,412</b>	<b>10,523</b>	<b>1,987</b>

County	Total Cases	Total Deaths	Total LTC Facility Cases	Total LTC Facility Deaths
Lee	10102	176	222	42
Leflore	3518	125	236	52
Lincoln	4021	113	197	40
Lowndes	6557	150	258	63
Madison	10323	227	391	70
Marion	2724	80	158	24
Marshall	4594	105	65	15
Monroe	4179	136	190	55
Montgomery	1290	44	54	9
Neshoba	4083	180	203	59
Newton	2495	64	87	15
Noxubee	1286	34	35	6
Oktibbeha	4675	98	222	36
Panola	4679	111	104	15
Pearl River	4644	148	194	39
Perry	1283	38	21	8
Pike	3380	111	134	36
Pontotoc	4290	73	86	13
Prentiss	2864	61	99	15
Quitman	825	17	0	0
Rankin	14041	282	402	61
Scott	3211	74	115	18
Sharkey	510	17	44	8
Simpson	3016	89	158	20
Smith	1649	34	68	8
Stone	1914	34	85	14
Sunflower	3399	93	123	20
Tallahatchie	1801	42	50	7
Tate	3433	87	80	19
Tippah	2933	68	119	13
Tishomingo	2331	69	102	27
Tunica	1083	27	18	2
Union	4168	78	131	23
<b>Total</b>	<b>321,764</b>	<b>7,412</b>	<b>10,523</b>	<b>1,987</b>

County	Total Cases	Total Deaths	Total LTC Facility Cases	Total LTC Facility Deaths
Walthall	1359	47	69	13
Warren	4455	121	169	37
Washington	5435	138	190	39
Wayne	2659	42	69	11
Webster	1151	32	61	12
Wilkinson	700	32	25	5
Winston	2311	82	130	39
Yalobusha	1682	40	82	22
Yazoo	3156	71	141	18
<b>Total</b>	<b>321,764</b>	<b>7,412</b>	<b>10,523</b>	<b>1,987</b>

## Case Classifications

Mississippi investigates and reports both probable and confirmed cases and deaths according to the [CSTE case definition](#).

	Confirmed	Probable	Total
Cases	196,846	124,918	<b>321,764</b>
Deaths	5,107	2,305	<b>7,412</b>

Confirmed cases and deaths are generally determined by positive PCR tests, which detect the presence of ongoing coronavirus infection.

Probable cases are those who test positive by other testing methods such as antibody or antigen, and have recent symptoms consistent with COVID-19, indicating a recent infection.

Probable deaths are those individuals with a designation of COVID-19 as a cause of death on the death certificate, but where no confirmatory testing was performed.

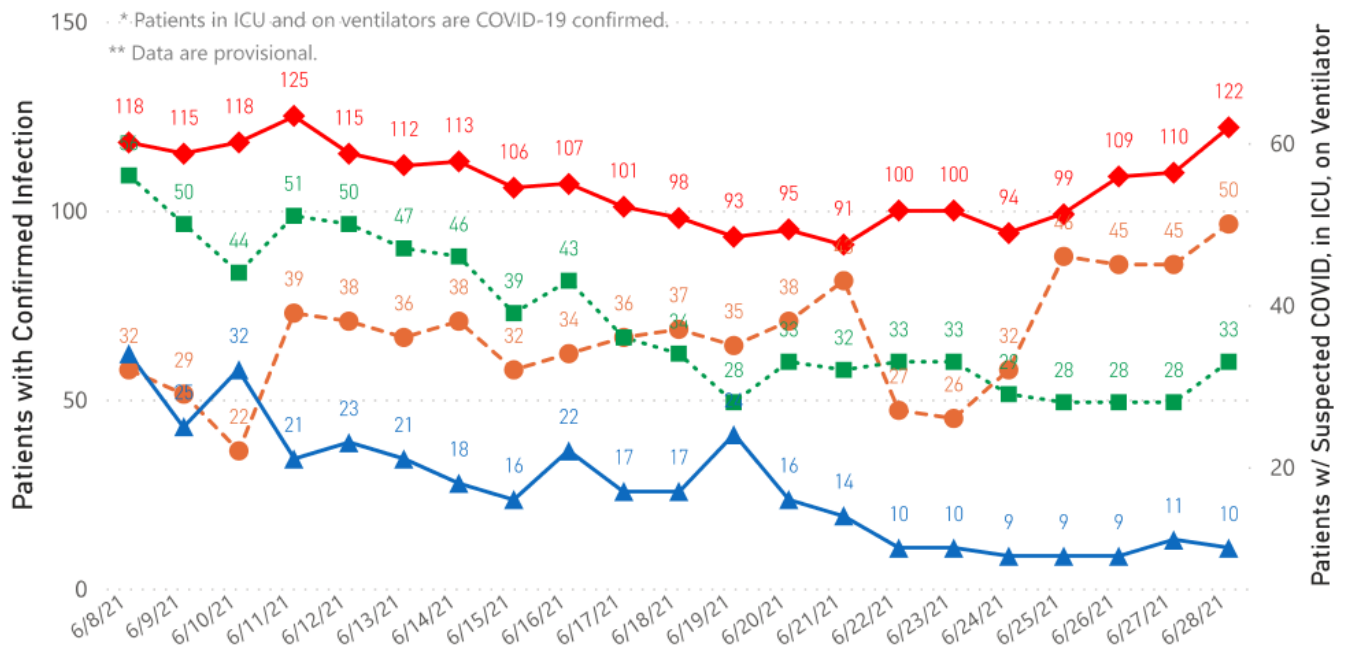
## Mississippi COVID-19 Data Charts and Maps

### Hospitalizations and Bed Availability

▶ [View interactive hospitalization charts](#)

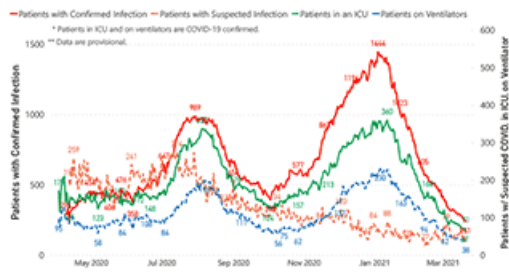
## COVID-19 Hospitalizations Reported by MS Hospitals, 6/8/21 - 6/28/21 \*,\*\*

◆ Patients with Confirmed Infection ● Patients with Suspected Infection ■ Patients in an ICU ▲ Patients on Ventilators



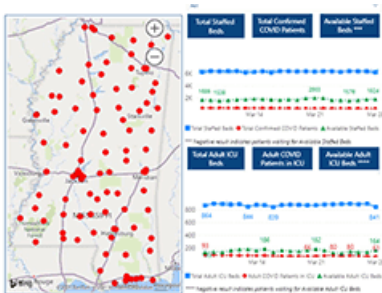
## Hospitalization Trend to Date

Updated weekly



## Hospital Bed Availability

Updated weekdays (interactive)



## Case and Incidence Maps

▶ [View all interactive maps](#)

## Recent COVID-19 Activity

Updated weekly

The chart below shows counties according to COVID-19 incidence (cases by population) over the last two weeks. Also see [weekly county incidence tables](#)

### Mississippi COVID-19 Two-Week Cases\* Incidence Rate\*\* over 6/8/21 - 6/21/21

## Mississippi

Two-Week  
New Cases\*

**1621**

Total Cases\* through  
6/21/21

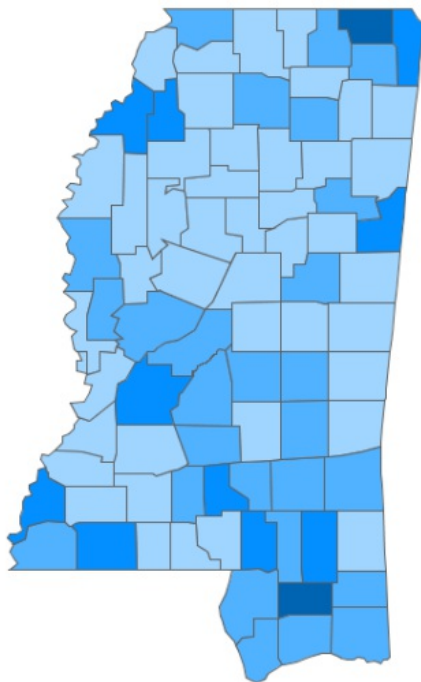
**320,687**

Two-Week Cases\* Incidence  
Rate Per 100,000

**54.5**

Percent Change

**0.5%**



● <40 ● 40 to 80 ● 80 to 120 ● 120 to 160

County	Two-Week New Cases	Two-Week Cases Rate Per 100,000	Cases to Date	Percent Change
STONE	24	130.9	1,895	1.0%
ALCORN	48	129.9	3,276	1.0%
QUITMAN	7	103.1	825	1.0%
HINDS	238	102.7	20,834	1.0%
COAHOMA	21	94.9	3,000	1.0%
PERRY	11	91.9	1,277	1.0%
LAMAR	58	91.6	6,380	1.0%
JEFFERSON DAVIS	10	89.9	1,085	1.0%

\* Cases based on **Event Date**. Event date is date of onset, date of collection, or date of report to MSDH; updated as cases are investigated.

\*\* Rate calculation is based on cumulative cases of past two weeks per 100,000 population.

## Cumulative COVID-19 Cases

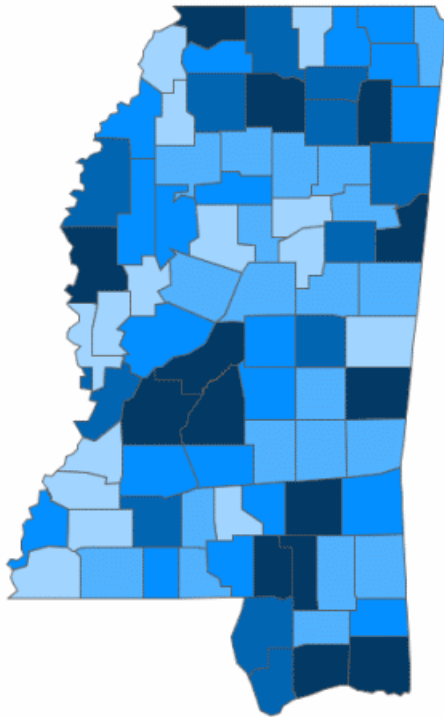
Total cases and deaths by county since the start of the pandemic. Also see [weekly estimate of recoveries](#)



Mississippi COVID-19  
Cases and Deaths by Race with Ethnicity  
as of 3 pm CT, June 29, 2021

# Mississippi

Total Cases  
**321,764**



● 1 to 1250 ● 1251 to 2500 ● 2501 to 3750 ● 3751 to 5000 ● >5000

	American Indian or Alaska Native	Asian	Black	White	Other	Unknown
Non Hispanic	1,251	1,230	87,657	125,739	3,226	2,672
Hispanic	65	42	461	2,091	3,821	768
Unknown Ethnicity	1,020	351	17,920	27,568	7,510	38,372

Total Deaths  
**7,412**

	American Indian or Alaska Native	Asian	Black	White	Other	Unknown
Non Hispanic	93	14	2,556	3,412	45	19
Hispanic	1	1	9	33	25	2
Unknown Ethnicity	25	7	368	570	69	163

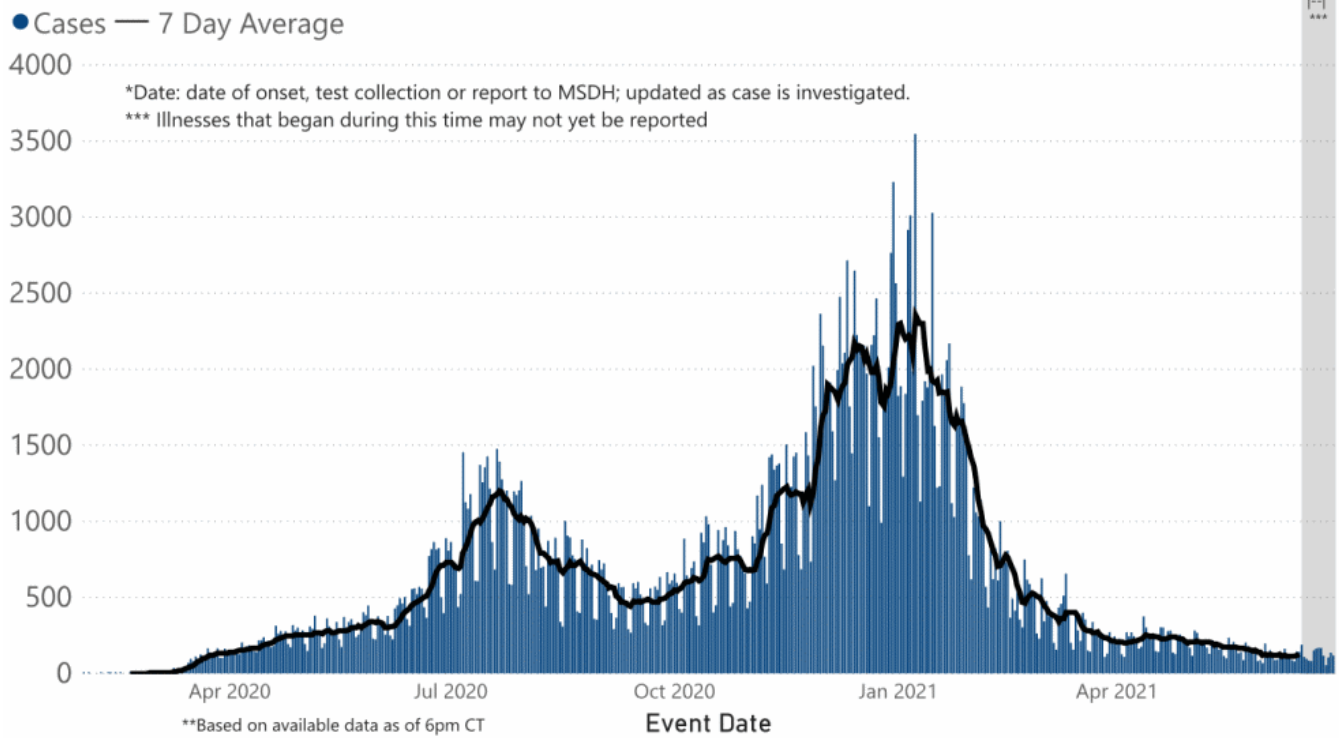
## Daily Statewide Data Charts

Updated Tuesday-Friday. Our state case map and other data charts are also available in interactive form.

▶ [View interactive epidemiological and surveillance charts](#)

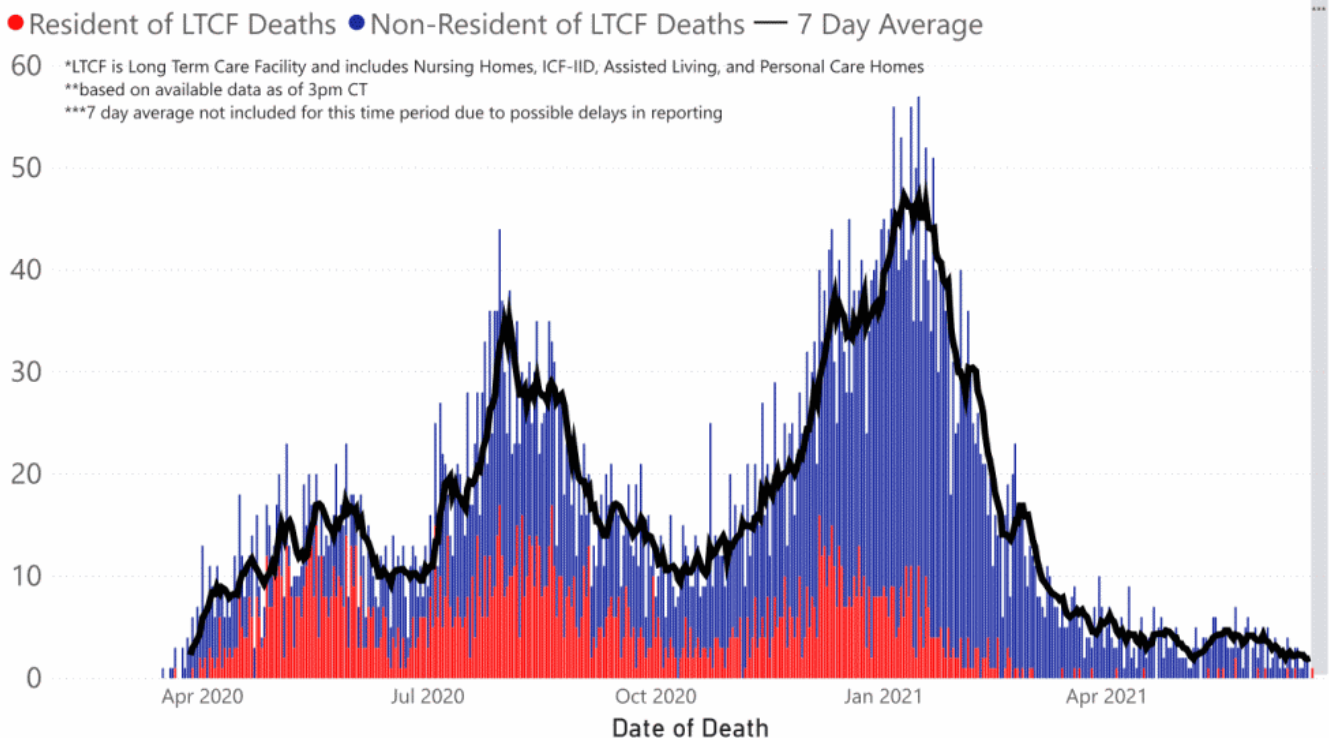
The charts below are based on available data at the time of publication. Charts do **not** include cases where insufficient details of the case are known.

## COVID-19 Cases by Date\* through June 29, 2021\*\*, Mississippi



**Note:** Values up to two weeks in the past on the chart of Cases by Date above can change as we update it with new information from disease investigation.

## COVID-19 LTCF\* and Non-LTCF Deaths by Date of Death through June 29, 2021\*\*, Mississippi



## Weekly Statewide Data Charts

Includes:

- Cases, deaths and hospitalizations, analyzed by age, race/ethnicity, gender and other factors

- MIS-C cases and deaths
- Counties with high COVID-19 cases and incidence
- Syndromic surveillance

▶ [All weekly charts](#)

## Estimated Recoveries

Presumed COVID-19 cases recovered, estimated weekly (does not include cases still under investigation).

### COVID-19 Presumed Recovered Cases through June 28, 2021, Mississippi

**311,917**  
Presumed Recovered\*

\*Reflects Provisional Estimates. Presumed Recovered if:

- 1) It has been 14 days or more since the case tested positive, if they were not hospitalized
- 2) It has been 21 days or more since the case tested positive, if they were hospitalized or hospitalization was unknown.

All deaths excluded. Presumed recovered counts will be updated weekly.

---

## U.S. and World Cases

- ▶ [COVID-19 cases in the United States \(CDC\)](#)
- ▶ [U.S. COVID-19 Tracker \(CDC\)](#)
- ▶ [COVID-19 Global Case Map \(Johns Hopkins University\)](#)

---

## COVID-19 Testing

### Statewide Combined Testing as of June 27

COVID-19 testing providers around the state include commercial laboratories, hospital labs and the MSDH Public Health Laboratory results from all these sources are combined in the table below. (Updated weekly)

**PCR** testing detects current, active COVID-19 infection in an individual.

**Antibody** (serology) testing identifies individuals with past COVID-19 infection based on antibodies they develop one to

three weeks after infection.

**Antigen** testing is another way to identify current COVID-19 infection.

PCR tests	1,861,784
Serology (antibody) tests	97,612
Antigen tests	929,221
<b>Total tests</b>	<b>2,888,617</b>

▶ [Getting tested for COVID-19](#)

---

## Prevention and Guidance for Individuals and the Community

▶ [Preventive steps to take, recommendations, guidance and general information on COVID-19](#)

Last reviewed on Mar 5,  
2020

[error on this](#)

[email page](#)

[print](#)

### *Related resources*

▶ [Free COVID-19 Testing and Local Testing Providers](#)

▶ [COVID-19 Guidance and Prevention for Individuals and the Community](#)

Updated May 18, 2021

### *More topics*

- ▶ [\[ Espanol, Tieng Viet, ASL \]](#)
- ▶ [County COVID-19 Data](#)
- ▶ [COVID-19 Data Reports](#)
- ▶ [Handouts and Posters](#)
- ▶ [Healthcare Professionals](#)
- ▶ [Interactive Maps and Charts](#)
- ▶ [Prevention and Safety Guidance](#)
- ▶ [School Cases and Outbreaks](#)
- ▶ [Testing for COVID-19](#)
- ▶ [Vaccination Against COVID-19](#)

Get COVID-19 e-mail updates daily with our free newsletter:



**Stay home - Call in!**

You can hold your WIC appointment by **phone** or on your **computer**.

**Set up yours today!**  
Call your local WIC center

The advertisement features a laptop screen on the left displaying the text "Visit us remotely!" in blue, a green brushstroke underline, and the Mississippi WIC logo (with "MISSISSIPPI" above "WIC" and "Women, Infants and Children" below). The background is a light gray gradient.

## **AGENCY**

---

[About Us](#)

[Administration](#)

[Board of Health](#)

[County Offices](#)

[Institutional Review](#)

[Jobs](#)

[Locations](#)

[Public Health Laboratory](#)

[RFPs/Grants](#)

[More »](#)

---

[Intranet](#)

[OHIT+ER Service Center](#)

[Webmail](#)

## **INFORMATION**

---

[Apps](#)

[Calendar of Events](#)

[Contact Us](#)

[Meetings](#)

[Health Resources](#)

[Hotlines](#)

[Locations](#)

[News](#)

[Newsletter](#)

[Phone Numbers](#)

[Español](#)

## **I NEED A ...**

---

[Birth Certificate](#)

[Certificate of Need](#)

[Children's Health Insurance](#)

[Complaint Form](#)

[Criminal History Check](#)

[Death Certificate](#)

[Divorce Record](#)

[Food Permit](#)

[Immunization Record](#)

[J-1 Visa](#)

[License Verification](#)

[Marriage Record](#)

[Professional License](#)

[Public Records Request](#)  
[Wastewater Application](#)

**PUBLICATIONS**

[Annual Report](#)  
[CON Weekly Reports](#)  
[Health Facilities Directory](#)  
[Mississippi Morbidity Reports](#)  
[Public Health Report](#)  
[State Health Plan](#)  
[Strategic Plan](#)  
[More »](#)

Mississippi State Department of Health • 570 East Woodrow Wilson Dr • Jackson, MS 39216 • 866-HLTHY4U • [Contact and information](#)

