

Menu



Coronavirus Disease 2019 (COVID-19)

Updated July 2, 2021

Healthcare Professionals

Guidance and more →

- ▶ [Healthcare guidance](#)
- ▶ [Electronic reporting](#)
- ▶ [Vaccine providers](#)
- ▶ [Facilities guidance](#)
- ▶ [MS-HAN Alerts](#)

[ALL HEALTHCARE](#)

Current Cases and Statistics

County and state data →

- ▶ [Latest update](#)
- ▶ [Data reports](#)
- ▶ [Charts and maps](#)
- ▶ [Hospitalizations](#)
- ▶ [Lab testing](#)

[ALL STATISTICS](#)

Vaccination, Safety and Testing

Stopping the spread →

- ▶ [Vaccinations](#)
- ▶ [Getting tested](#)
- ▶ [Personal protection](#)
- ▶ [Business and community](#)
- ▶ [Long-term care facilities](#)

[ALL GUIDANCE](#)

General Information

- ▶ Mississippi COVID-19 Hotline (7 days a week, 7 a.m.–7 p.m.): [877-978-6453](tel:877-978-6453)
- ▶ Homebound persons: For assistance with COVID-19 vaccination, send e-mail to COVIDHomebound@msdh.ms.gov
- ▶ [COVID-19 overview, questions and answers, and resources in other languages](#)
- ▶ [Mississippi COVID-19 Vaccine Confidence Report](#)

COVID-19 in Mississippi

New Cases and Deaths as of July 1

NEW CASES

242

New COVID-19 positive test results reported to MSDH as of 3 p.m. yesterday.

TOTAL MISSISSIPPI CASES

322,186

▶ [Totals by county](#)

NEW DEATHS

4

New COVID-19 related deaths identified by MSDH as of 3 p.m. yesterday.

These deaths occurred between August 3, 2020 and June 22, 2021, identified from death certificate reports.

▶ [County list](#)

TOTAL MISSISSIPPI DEATHS

7,419

▶ [Totals by county](#)

LTC OUTBREAKS

19

Current outbreaks in long-term care (LTC) facilities only. (See [LTC facility outbreak definition](#).)

▶ [LTC cases by county](#)

About our case counts: We currently update our case totals each weekday based on test results reported to MSDH from the previous day (or weekend). Multiple positive tests for the same individual are counted only once. County case numbers and deaths may change as investigation finds new or additional information.

COVID-19 Data Reports

▶ [Variants](#) PDF

Cases of COVID-19 variants, including variants of concern, by county, updated weekly

▶ [Vaccinations](#)

COVID-19 vaccinations administered in Mississippi, as reported to MSDH by vaccination providers

▶ [Deaths by cause](#)

Deaths from COVID-19 pneumonia/influenza, and heart disease; updated weekly

▶ [Long-term care facilities](#)

LTC and residential care facility cases and deaths reported to MSDH by facilities

▶ [Nursing homes](#)

Ongoing outbreaks and other data from the Centers for Medicare and Medicaid (CMS)

▶ [Schools 2020-2021](#)

Weekly COVID-19 cases, outbreaks and exposure reported by Mississippi K-12 schools through May 2021.

▶ [County totals](#)

Total COVID-19 cases and deaths by county, race and ethnicity; updated weekdays

▶ [County snapshots](#)

Weekly COVID-19 summaries for each Mississippi county

▶ [Counties by incidence](#)

Counties ranked by weekly cases and incidence

Cumulative Cases and Deaths by County

Totals of all reported COVID-19 cases, including those in long-term care (LTC) facilities.

The numbers in this table are provisional. County case and deaths totals may change as investigation finds new or additional information.

County	Total Cases	Total Deaths	Total LTC Facility Cases	Total LTC Facility Deaths
Adams	3128	86	83	16
Alcorn	3313	74	130	20
Amite	1276	43	57	9
Attala	2154	73	175	36
Benton	1025	25	46	10
Bolivar	4848	134	236	33
Total	322,186	7,419	10,528	1,987

County	Total Cases	Total Deaths	Total LTC Facility Cases	Total LTC Facility Deaths
Calhoun	1745	32	36	6
Carroll	1224	30	51	10
Chickasaw	2118	59	60	15
Choctaw	798	18	2	0
Claiborne	1033	30	45	9
Clarke	1792	80	123	31
Clay	1888	54	38	5
Coahoma	3024	84	129	12
Copiah	3015	66	84	11
Covington	2692	83	139	39
De Soto	22415	273	113	24
Forrest	7894	154	244	52
Franklin	852	23	40	4
George	2535	51	59	8
Greene	1321	34	53	6
Grenada	2641	88	154	32
Hancock	3901	88	69	14
Harrison	18614	317	490	70
Hinds	21070	425	808	132
Holmes	1910	74	104	20
Humphreys	975	33	34	9
Issaquena	169	6	0	0
Itawamba	3053	80	135	24
Jackson	13845	251	241	35
Jasper	2226	48	43	2
Jefferson	664	28	41	7
Jefferson Davis	1089	34	9	1
Jones	8493	168	220	42
Kemper	969	29	44	9
Lafayette	6335	123	187	55
Lamar	6404	88	53	12
Lauderdale	7275	243	443	101
Total	322,186	7,419	10,528	1,987

County	Total Cases	Total Deaths	Total LTC Facility Cases	Total LTC Facility Deaths
Lawrence	1323	25	27	2
Leake	2733	74	92	16
Lee	10124	176	222	42
Leflore	3519	125	236	52
Lincoln	4025	113	197	40
Lowndes	6561	150	258	63
Madison	10335	227	391	70
Marion	2726	80	158	24
Marshall	4598	105	65	15
Monroe	4180	136	190	55
Montgomery	1293	44	54	9
Neshoba	4089	180	204	59
Newton	2502	64	87	15
Noxubee	1287	35	35	6
Oktibbeha	4678	98	222	36
Panola	4680	111	104	15
Pearl River	4652	148	194	39
Perry	1283	38	21	8
Pike	3392	111	134	36
Pontotoc	4292	73	86	13
Prentiss	2868	61	99	15
Quitman	826	17	0	0
Rankin	14077	282	405	61
Scott	3215	74	115	18
Sharkey	510	17	44	8
Simpson	3021	89	158	20
Smith	1659	34	68	8
Stone	1920	34	85	14
Sunflower	3399	93	123	20
Tallahatchie	1802	42	50	7
Tate	3434	87	80	19
Tippah	2934	68	119	13
Total	322,186	7,419	10,528	1,987

County	Total Cases	Total Deaths	Total LTC Facility Cases	Total LTC Facility Deaths
Tishomingo	2331	69	102	27
Tunica	1086	27	18	2
Union	4173	78	131	23
Walthall	1361	47	69	13
Warren	4457	121	169	37
Washington	5448	138	190	39
Wayne	2659	42	69	11
Webster	1151	32	61	12
Wilkinson	702	32	25	5
Winston	2311	82	130	39
Yalobusha	1682	40	82	22
Yazoo	3165	71	141	18
Total	322,186	7,419	10,528	1,987

Case Classifications

Mississippi investigates and reports both probable and confirmed cases and deaths according to the [CSTE case definition](#).

	Confirmed	Probable	Total
Cases	197,098	125,088	322,186
Deaths	5,111	2,308	7,419

Confirmed cases and deaths are generally determined by positive PCR tests, which detect the presence of ongoing coronavirus infection.

Probable cases are those who test positive by other testing methods such as antibody or antigen, and have recent symptoms consistent with COVID-19, indicating a recent infection.

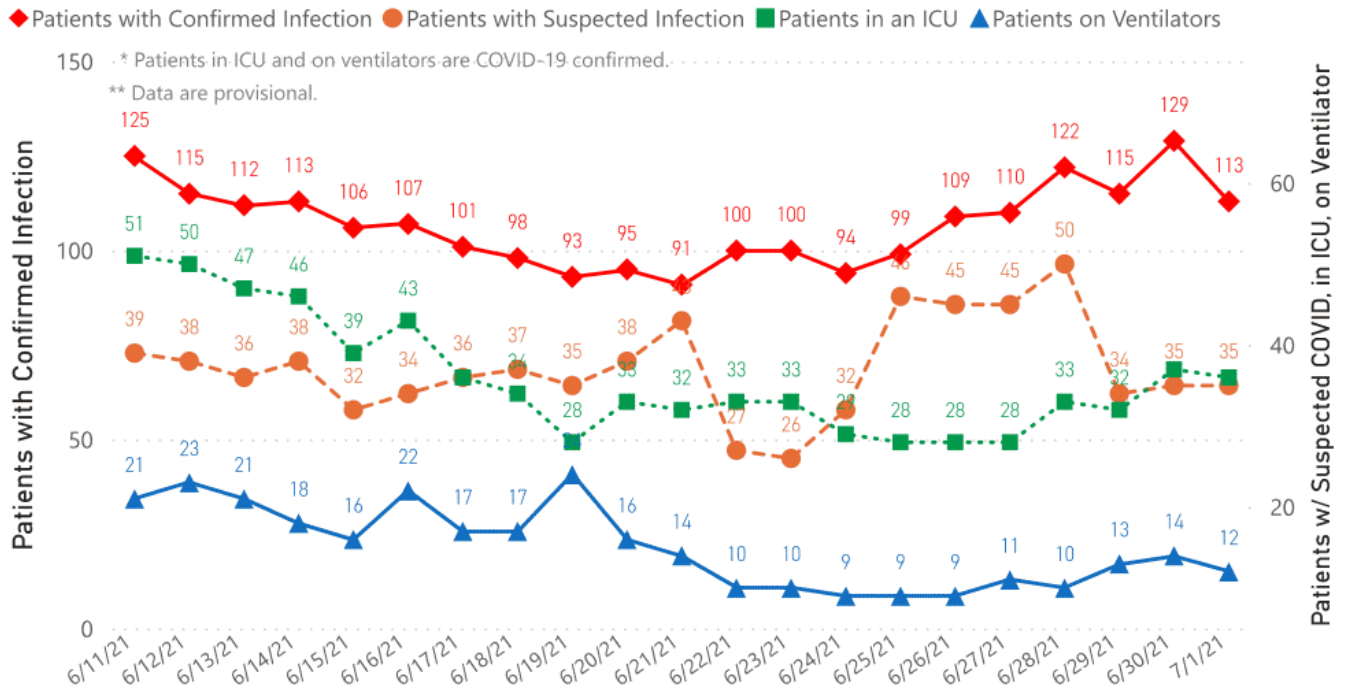
Probable deaths are those individuals with a designation of COVID-19 as a cause of death on the death certificate, but where no confirmatory testing was performed.

Mississippi COVID-19 Data Charts and Maps

Hospitalizations and Bed Availability

▶ [View interactive hospitalization charts](#)

COVID-19 Hospitalizations Reported by MS Hospitals, 6/11/21-7/1/21 **, **



Hospitalization Trend to Date

Updated weekly



Hospital Bed Availability

Updated weekdays (interactive)



Case and Incidence Maps

▶ [View all interactive maps](#)

Recent COVID-19 Activity

Updated weekly

The chart below shows counties according to COVID-19 incidence (cases by population) over the last two weeks. Also see [weekly county incidence tables](#)

Mississippi COVID-19 Two-Week Cases* Incidence Rate** over 6/8/21 - 6/21/21

Mississippi

Two-Week
New Cases*

1621

Total Cases* through
6/21/21

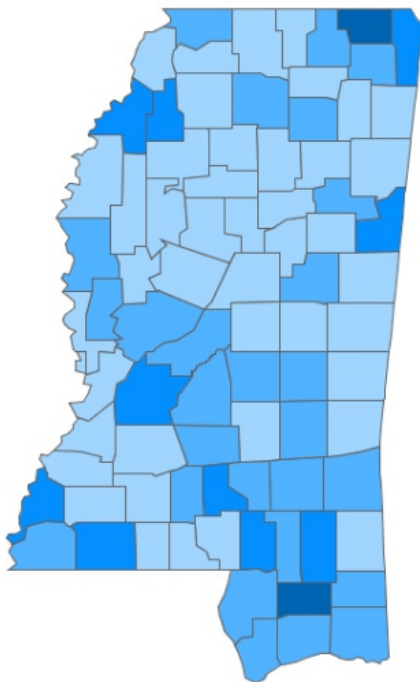
320,687

Two-Week Cases* Incidence
Rate Per 100,000

54.5

Percent Change

0.5%



● <40 ● 40 to 80 ● 80 to 120 ● 120 to 160

County	Two-Week New Cases	Two-Week Cases Rate Per 100,000	Cases to Date	Percent Change
STONE	24	130.9	1,895	1.0%
ALCORN	48	129.9	3,276	1.0%
QUITMAN	7	103.1	825	1.0%
HINDS	238	102.7	20,834	1.0%
COAHOMA	21	94.9	3,000	1.0%
PERRY	11	91.9	1,277	1.0%
LAMAR	58	91.6	6,380	1.0%
JEFFERSON DAVIS	10	89.9	1,085	1.0%

* Cases based on **Event Date**. Event date is date of onset, date of collection, or date of report to MSDH; updated as cases are investigated.

** Rate calculation is based on cumulative cases of past two weeks per 100,000 population.

Cumulative COVID-19 Cases

Total cases and deaths by county since the start of the pandemic. Also see [weekly estimate of recoveries](#)

Mississippi COVID-19
Cases and Deaths by Race with Ethnicity
as of 3 pm CT, July 1, 2021

Mississippi

Total Cases
322,186



● 1 to 1250 ● 1251 to 2500 ● 2501 to 3750 ● 3751 to 5000 ● >5000

	American Indian or Alaska Native	Asian	Black	White	Other	Unknown
Non Hispanic	1,251	1,231	87,817	125,952	3,230	2,666
Hispanic	65	42	462	2,091	3,823	769
Unknown Ethnicity	1,020	351	17,924	27,574	7,513	38,405

Total Deaths
7,419

	American Indian or Alaska Native	Asian	Black	White	Other	Unknown
Non Hispanic	93	14	2,560	3,415	45	19
Hispanic	1	1	9	33	25	2
Unknown Ethnicity	25	7	368	570	69	163

Daily Statewide Data Charts

Updated Tuesday-Friday. Our state case map and other data charts are also available in interactive form.

▶ [View interactive epidemiological and surveillance charts](#)

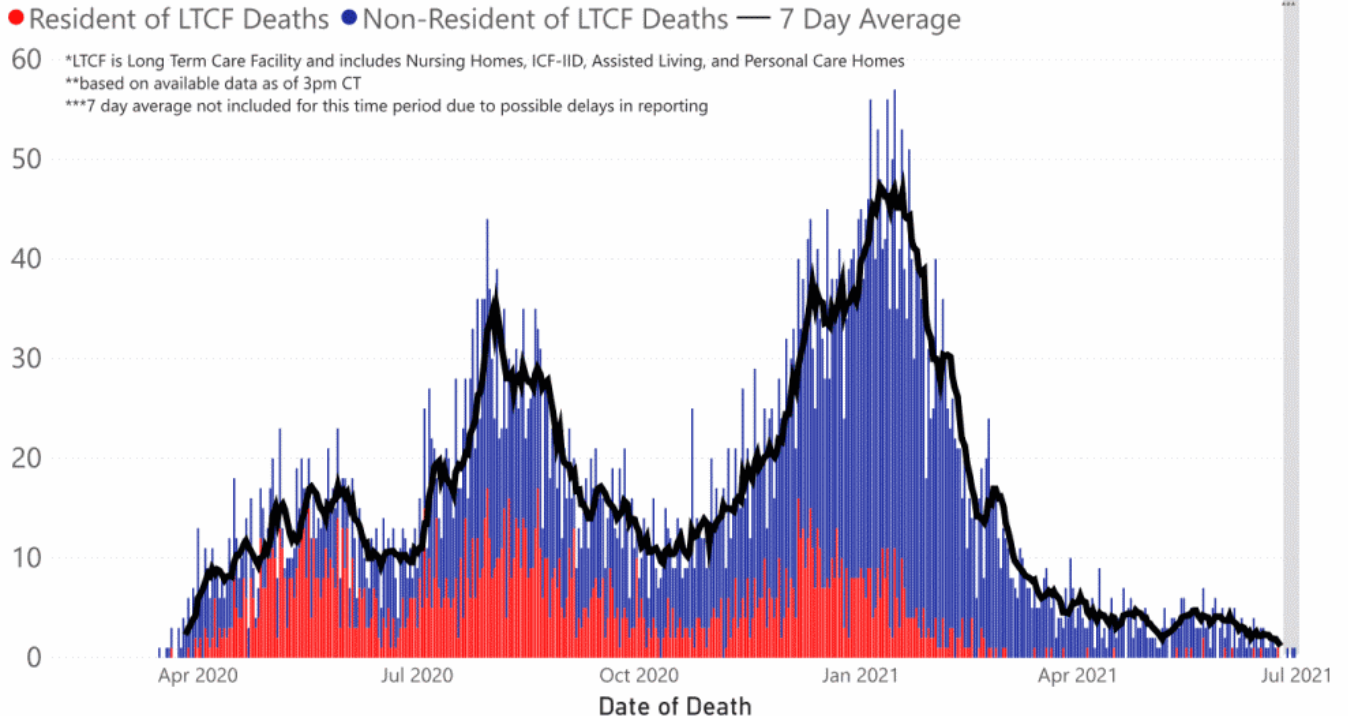
The charts below are based on available data at the time of publication. Charts do **not** include cases where insufficient details of the case are known.

COVID-19 Cases by Date* through July 1, 2021**, Mississippi



Note: Values up to two weeks in the past on the chart of Cases by Date above can change as we update it with new information from disease investigation.

COVID-19 LTCF* and Non-LTCF Deaths by Date of Death through July 1, 2021**, Mississippi



Weekly Statewide Data Charts

Includes:

- Cases, deaths and hospitalizations, analyzed by age, race/ethnicity, gender and other factors

- MIS-C cases and deaths
- Counties with high COVID-19 cases and incidence
- Syndromic surveillance

▶ [All weekly charts](#)

Estimated Recoveries

Presumed COVID-19 cases recovered, estimated weekly (does not include cases still under investigation).

COVID-19 Presumed Recovered Cases through June 28, 2021, Mississippi

311,917
Presumed Recovered*

*Reflects Provisional Estimates. Presumed Recovered if:

- 1) It has been 14 days or more since the case tested positive, if they were not hospitalized
- 2) It has been 21 days or more since the case tested positive, if they were hospitalized or hospitalization was unknown.

All deaths excluded. Presumed recovered counts will be updated weekly.

U.S. and World Cases

- ▶ [COVID-19 cases in the United States \(CDC\)](#)
- ▶ [U.S. COVID-19 Tracker \(CDC\)](#)
- ▶ [COVID-19 Global Case Map \(Johns Hopkins University\)](#)

COVID-19 Testing

Statewide Combined Testing as of June 27

COVID-19 testing providers around the state include commercial laboratories, hospital labs and the MSDH Public Health Laboratory results from all these sources are combined in the table below. (Updated weekly)

PCR testing detects current, active COVID-19 infection in an individual.

Antibody (serology) testing identifies individuals with past COVID-19 infection based on antibodies they develop one to

three weeks after infection.

Antigen testing is another way to identify current COVID-19 infection.

PCR tests	1,861,784
Serology (antibody) tests	97,612
Antigen tests	929,221
Total tests	2,888,617

▶ [Getting tested for COVID-19](#)

Prevention and Guidance for Individuals and the Community

▶ [Preventive steps to take, recommendations, guidance and general information on COVID-19](#)

Last reviewed on Mar 5,

2020

[error on this](#)

[email page](#)

[print](#)

Related resources

▶ [Free COVID-19 Testing and Local Testing Providers](#)

▶ [COVID-19 Guidance and Prevention for Individuals and the Community](#)

Updated May 18, 2021

More topics

- ▶ [\[Espanol, Tieng Viet, ASL \]](#)
- ▶ [County COVID-19 Data](#)
- ▶ [COVID-19 Data Reports](#)
- ▶ [Handouts and Posters](#)
- ▶ [Healthcare Professionals](#)
- ▶ [Interactive Maps and Charts](#)
- ▶ [Prevention and Safety Guidance](#)
- ▶ [School Cases and Outbreaks](#)
- ▶ [Testing for COVID-19](#)
- ▶ [Vaccination Against COVID-19](#)

Get COVID-19 e-mail updates daily with our free newsletter:



COVID-19 Vaccinations

Locate a vaccination provider near you

Free vaccinations from MSDH

Local vaccination events

Now vaccinating all Mississippians aged 12 and older.

[FULL INFORMATION](#)

AGENCY

[About Us](#)

[Administration](#)

[Board of Health](#)

[County Offices](#)

[Institutional Review](#)

[Jobs](#)

[Locations](#)

[Public Health Laboratory](#)

[RFPs/Grants](#)

[More »](#)

[Intranet](#)

[OHIT+ER Service Center](#)

[Webmail](#)

INFORMATION

[Apps](#)

[Calendar of Events](#)

[Contact Us](#)

[Meetings](#)

[Health Resources](#)

[Hotlines](#)

[Locations](#)

[News](#)

[Newsletter](#)

[Phone Numbers](#)

[Español](#)

I NEED A ...

[Birth Certificate](#)

[Certificate of Need](#)

[Children's Health Insurance](#)

[Complaint Form](#)

[Criminal History Check](#)

[Death Certificate](#)

[Divorce Record](#)

[Food Permit](#)

[Immunization Record](#)

[J-1 Visa](#)

[License Verification](#)

[Marriage Record](#)

[Professional License](#)

[Public Records Request](#)
[Wastewater Application](#)

PUBLICATIONS

[Annual Report](#)
[CON Weekly Reports](#)
[Health Facilities Directory](#)
[Mississippi Morbidity Reports](#)
[Public Health Report](#)
[State Health Plan](#)
[Strategic Plan](#)
[More »](#)

Mississippi State Department of Health • 570 East Woodrow Wilson Dr • Jackson, MS 39216 • 866-HLTHY4U • [Contact and information](#)

