

Menu



## Coronavirus Disease 2019 (COVID-19)

Updated July 8, 2021

### Healthcare Professionals

Guidance and more →

- ▶ [Healthcare guidance](#)
- ▶ [Electronic reporting](#)
- ▶ [Vaccine providers](#)
- ▶ [Facilities guidance](#)
- ▶ [MS-HAN Alerts](#)

[ALL HEALTHCARE](#)

### Current Cases and Statistics

County and state data →

- ▶ [Latest update](#)
- ▶ [Data reports](#)
- ▶ [Charts and maps](#)
- ▶ [Hospitalizations](#)
- ▶ [Lab testing](#)

[ALL STATISTICS](#)

### Vaccination, Safety and Testing

Stopping the spread →

- ▶ [Vaccinations](#)
- ▶ [Getting tested](#)
- ▶ [Personal protection](#)
- ▶ [Business and community](#)
- ▶ [Long-term care facilities](#)

[ALL GUIDANCE](#)

## General Information

- ▶ Mississippi COVID-19 Hotline (7 days a week, 7 a.m.–7 p.m.): [877-978-6453](tel:877-978-6453)
- ▶ Homebound persons: For assistance with COVID-19 vaccination, send e-mail to [COVIDHomebound@msdh.ms.gov](mailto:COVIDHomebound@msdh.ms.gov)
- ▶ [COVID-19 overview, questions and answers, and resources in other languages](#)
- ▶ [Mississippi COVID-19 Vaccine Confidence Report](#)

## COVID-19 in Mississippi

### New Cases and Deaths as of July 7

#### NEW CASES

**427**

New COVID-19 positive test results reported to MSDH as of 3 p.m. yesterday.

#### TOTAL MISSISSIPPI CASES

**323,641**

▶ [Totals by county](#)

#### NEW DEATHS

**1**

New COVID-19 related deaths identified by MSDH as of 3 p.m. yesterday.

One death occurred on May 18, identified from death certificate reports.

▶ [County list](#)

#### TOTAL MISSISSIPPI DEATHS

**7,437**

▶ [Totals by county](#)

#### LTC OUTBREAKS

**28**

Current outbreaks in long-term care (LTC) facilities only. (See [LTC facility outbreak definition](#).)

▶ [LTC cases by county](#)

**About our case counts:** We currently update our case totals each weekday based on test results reported to MSDH from the previous day (or weekend). Multiple positive tests for the same individual are counted only once. County case numbers and deaths may change as investigation finds new or additional information.

## COVID-19 Data Reports

▶ [Variants](#) PDF

Cases of COVID-19 variants, including variants of concern, by county, updated weekly

▶ [Vaccinations](#)

COVID-19 vaccinations administered in Mississippi, as reported to MSDH by vaccination providers

▶ [Deaths by cause](#)

Deaths from COVID-19 pneumonia/influenza, and heart disease; updated weekly

▶ [Long-term care facilities](#)

LTC and residential care facility cases and deaths reported to MSDH by facilities

▶ [Nursing homes](#)

Ongoing outbreaks and other data from the Centers for Medicare and Medicaid (CMS)

▶ [Schools 2020-2021](#)

Weekly COVID-19 cases, outbreaks and exposure reported by Mississippi K-12 schools through May 2021.

▶ [County totals](#)

Total COVID-19 cases and deaths by county, race and ethnicity; updated weekdays

▶ [County snapshots](#)

Weekly COVID-19 summaries for each Mississippi county

▶ [Counties by incidence](#)

Counties ranked by weekly cases and incidence

## Cumulative Cases and Deaths by County

Totals of all reported COVID-19 cases, including those in long-term care (LTC) facilities.

*The numbers in this table are provisional. County case and deaths totals may change as investigation finds new or additional information.*

County	Total Cases	Total Deaths	Total LTC Facility Cases	Total LTC Facility Deaths
<a href="#">Adams</a>	3145	86	83	16
<a href="#">Alcorn</a>	3368	74	130	20
<a href="#">Amite</a>	1281	43	57	9
<a href="#">Attala</a>	2160	73	175	36
<a href="#">Benton</a>	1027	25	46	10
<a href="#">Bolivar</a>	4857	134	236	33
<b>Total</b>	<b>323,641</b>	<b>7,437</b>	<b>10,533</b>	<b>1,988</b>

County	Total Cases	Total Deaths	Total LTC Facility Cases	Total LTC Facility Deaths
Calhoun	1751	32	36	6
Carroll	1229	30	51	10
Chickasaw	2125	59	60	15
Choctaw	802	18	2	0
Claiborne	1034	31	45	9
Clarke	1793	80	123	31
Clay	1895	54	38	5
Coahoma	3034	84	129	12
Copiah	3038	66	85	11
Covington	2708	83	139	39
De Soto	22474	274	113	24
Forrest	7944	156	244	53
Franklin	852	23	40	4
George	2541	51	59	8
Greene	1323	34	53	6
Grenada	2641	88	154	32
Hancock	3922	88	69	14
Harrison	18749	317	490	70
Hinds	21273	427	808	132
Holmes	1916	74	104	20
Humphreys	975	33	34	9
Issaquena	169	6	0	0
Itawamba	3060	80	135	24
Jackson	13896	251	241	35
Jasper	2231	48	43	2
Jefferson	665	28	41	7
Jefferson Davis	1097	34	9	1
Jones	8506	169	220	42
Kemper	974	29	44	9
Lafayette	6345	124	187	55
Lamar	6438	88	53	12
Lauderdale	7286	243	443	101
<b>Total</b>	<b>323,641</b>	<b>7,437</b>	<b>10,533</b>	<b>1,988</b>

County	Total Cases	Total Deaths	Total LTC Facility Cases	Total LTC Facility Deaths
Lawrence	1328	25	27	2
Leake	2739	74	92	16
Lee	10178	176	222	42
Leflore	3525	125	236	52
Lincoln	4035	113	197	40
Lowndes	6583	150	258	63
Madison	10382	227	391	70
Marion	2733	80	158	24
Marshall	4603	105	65	15
Monroe	4194	136	190	55
Montgomery	1295	44	54	9
Neshoba	4108	180	207	59
Newton	2512	64	87	15
Noxubee	1289	35	35	6
Oktibbeha	4691	98	222	36
Panola	4682	112	104	15
Pearl River	4678	148	194	39
Perry	1287	38	21	8
Pike	3399	111	134	36
Pontotoc	4319	73	86	13
Prentiss	2890	61	99	15
Quitman	830	19	0	0
Rankin	14193	284	406	61
Scott	3229	74	115	18
Sharkey	511	18	44	8
Simpson	3045	89	158	20
Smith	1689	34	68	8
Stone	1951	35	85	14
Sunflower	3402	93	123	20
Tallahatchie	1805	42	50	7
Tate	3440	88	80	19
Tippah	2940	68	119	13
<b>Total</b>	<b>323,641</b>	<b>7,437</b>	<b>10,533</b>	<b>1,988</b>

County	Total Cases	Total Deaths	Total LTC Facility Cases	Total LTC Facility Deaths
Tishomingo	2336	69	102	27
Tunica	1089	27	18	2
Union	4193	79	131	23
Walthall	1366	47	69	13
Warren	4478	121	169	37
Washington	5460	139	190	39
Wayne	2660	42	69	11
Webster	1155	32	61	12
Wilkinson	702	32	25	5
Winston	2317	82	130	39
Yalobusha	1683	40	82	22
Yazoo	3193	71	141	18
<b>Total</b>	<b>323,641</b>	<b>7,437</b>	<b>10,533</b>	<b>1,988</b>

## Case Classifications

Mississippi investigates and reports both probable and confirmed cases and deaths according to the [CSTE case definition](#).

	Confirmed	Probable	Total
Cases	197,826	125,815	<b>323,641</b>
Deaths	5,124	2,313	<b>7,437</b>

Confirmed cases and deaths are generally determined by positive PCR tests, which detect the presence of ongoing coronavirus infection.

Probable cases are those who test positive by other testing methods such as antibody or antigen, and have recent symptoms consistent with COVID-19, indicating a recent infection.

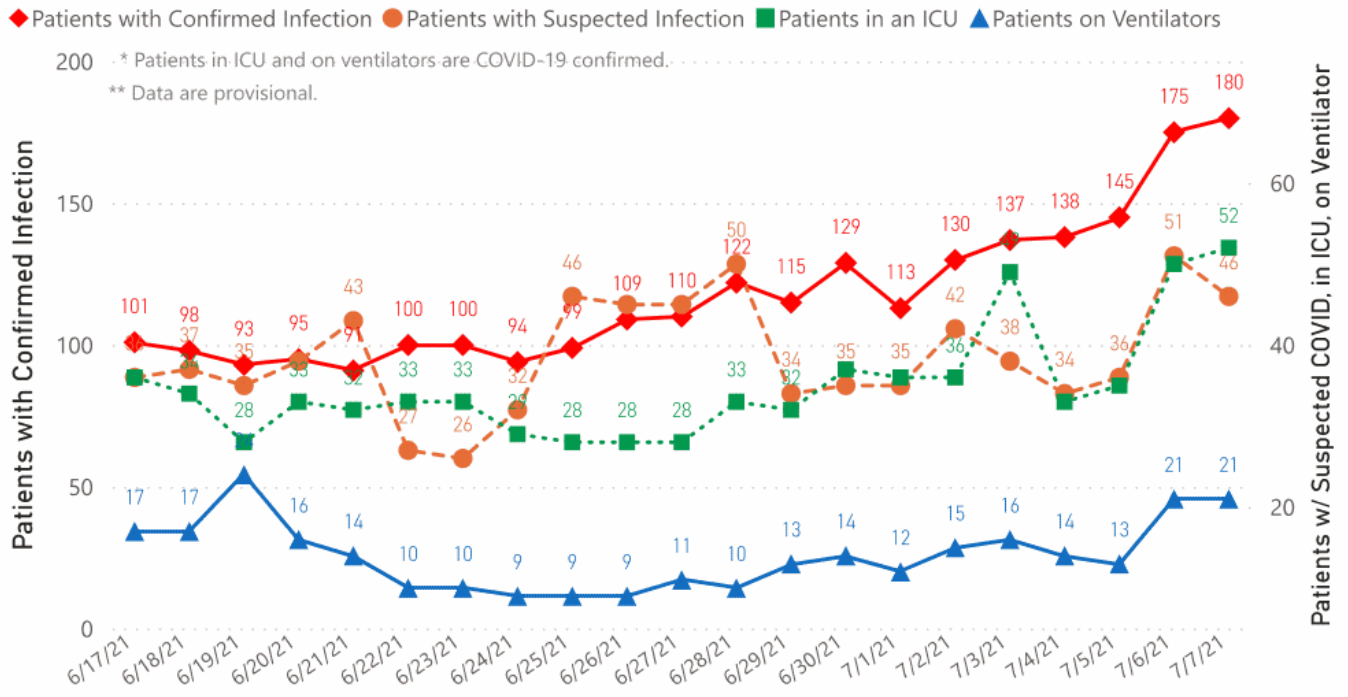
Probable deaths are those individuals with a designation of COVID-19 as a cause of death on the death certificate, but where no confirmatory testing was performed.

## Mississippi COVID-19 Data Charts and Maps

### Hospitalizations and Bed Availability

▶ [View interactive hospitalization charts](#)

## COVID-19 Hospitalizations Reported by MS Hospitals, 6/17/21-7/7/21 \*\*, \*\*



## Hospitalization Trend to Date

Updated weekly



## Hospital Bed Availability

Updated weekdays (interactive)



## Case and Incidence Maps

▶ [View all interactive maps](#)

## Recent COVID-19 Activity

Updated weekly

The chart below shows counties according to COVID-19 incidence (cases by population) over the last two weeks. Also see [weekly county incidence tables](#)

### Mississippi COVID-19 Two-Week Cases\* Incidence Rate\*\* over 6/16/21 - 6/29/21

## Mississippi

Two-Week  
New Cases\*

**2131**

Total Cases\* through  
6/29/21

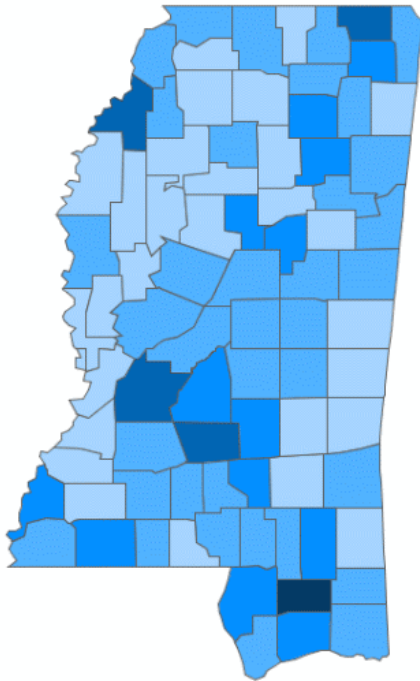
**322,166**

Two-Week Cases\* Incidence  
Rate Per 100,000

**71.6**

Percent Change

**0.7%**



● <40 ● 40 to 80 ● 80 to 120 ● 120 to 160 ● >160

County	Two-Week New Cases	Two-Week Cases Rate Per 100,000	Cases to Date	Percent Change
STONE	34	185.4	1,923	2.0%
HINDS	348	150.1	21,061	2.0%
ALCORN	55	148.8	3,311	2.0%
SIMPSON	36	135.0	3,020	1.0%
COAHOMA	27	122.0	3,013	1.0%
SMITH	19	119.4	1,660	1.0%
PONTOTOC	36	111.9	4,293	1.0%
PRENTISS	28	111.4	2,866	1.0%

\* Cases based on **Event Date**. Event date is date of onset, date of collection, or date of report to MSDH; updated as cases are investigated.

\*\* Rate calculation is based on cumulative cases of past two weeks per 100,000 population.

## Cumulative COVID-19 Cases

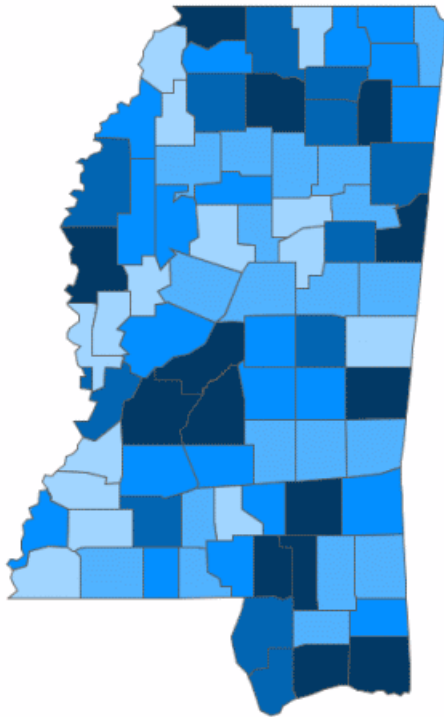
Total cases and deaths by county since the start of the pandemic. Also see [weekly estimate of recoveries](#)



Mississippi COVID-19  
Cases and Deaths by Race with Ethnicity  
as of 3 pm CT, July 7, 2021

# Mississippi

Total Cases  
**323,641**



● 1 to 1250 ● 1251 to 2500 ● 2501 to 3750 ● 3751 to 5000 ● >5000

	American Indian or Alaska Native	Asian	Black	White	Other	Unknown
Non Hispanic	1,252	1,238	88,307	126,716	3,243	2,676
Hispanic	65	42	465	2,097	3,841	773
Unknown Ethnicity	1,020	352	17,932	27,647	7,520	38,455

Total Deaths  
**7,437**

	American Indian or Alaska Native	Asian	Black	White	Other	Unknown
Non Hispanic	93	14	2,568	3,425	45	19
Hispanic	1	1	9	33	25	2
Unknown Ethnicity	25	7	368	570	69	163

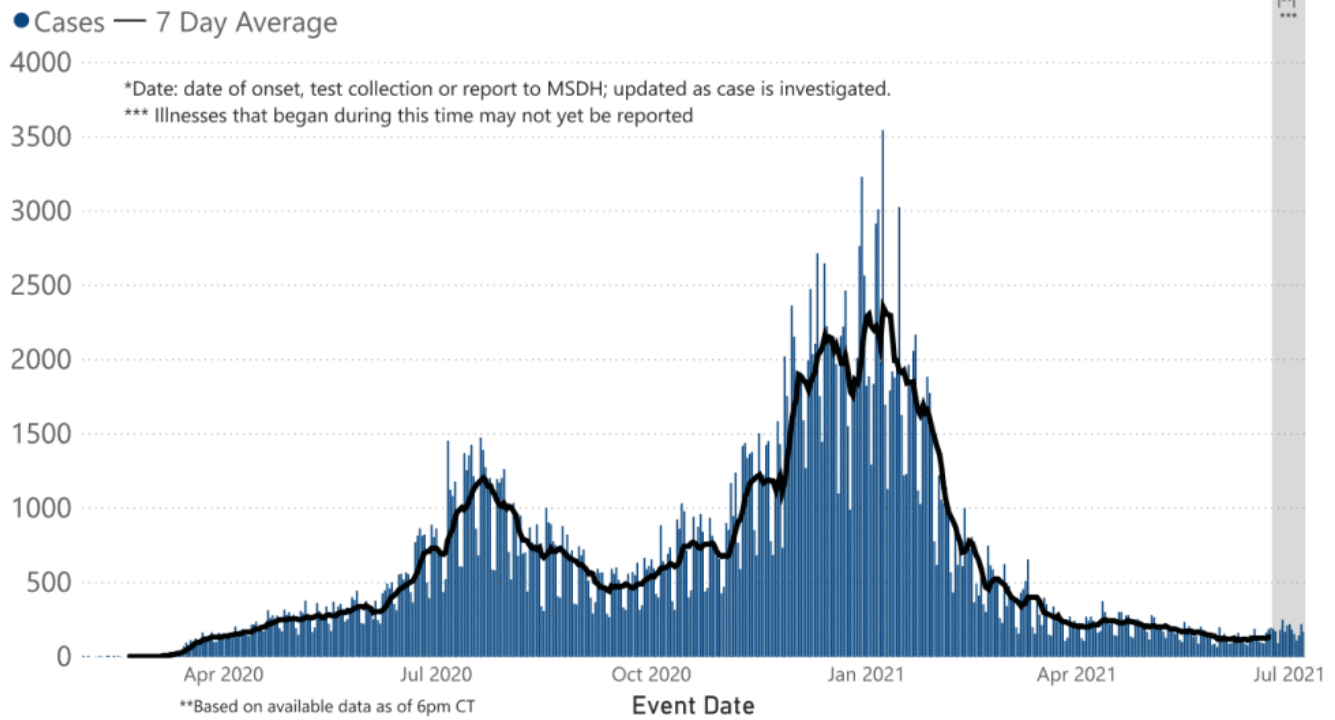
## Daily Statewide Data Charts

Updated Tuesday-Friday. Our state case map and other data charts are also available in interactive form.

▶ [View interactive epidemiological and surveillance charts](#)

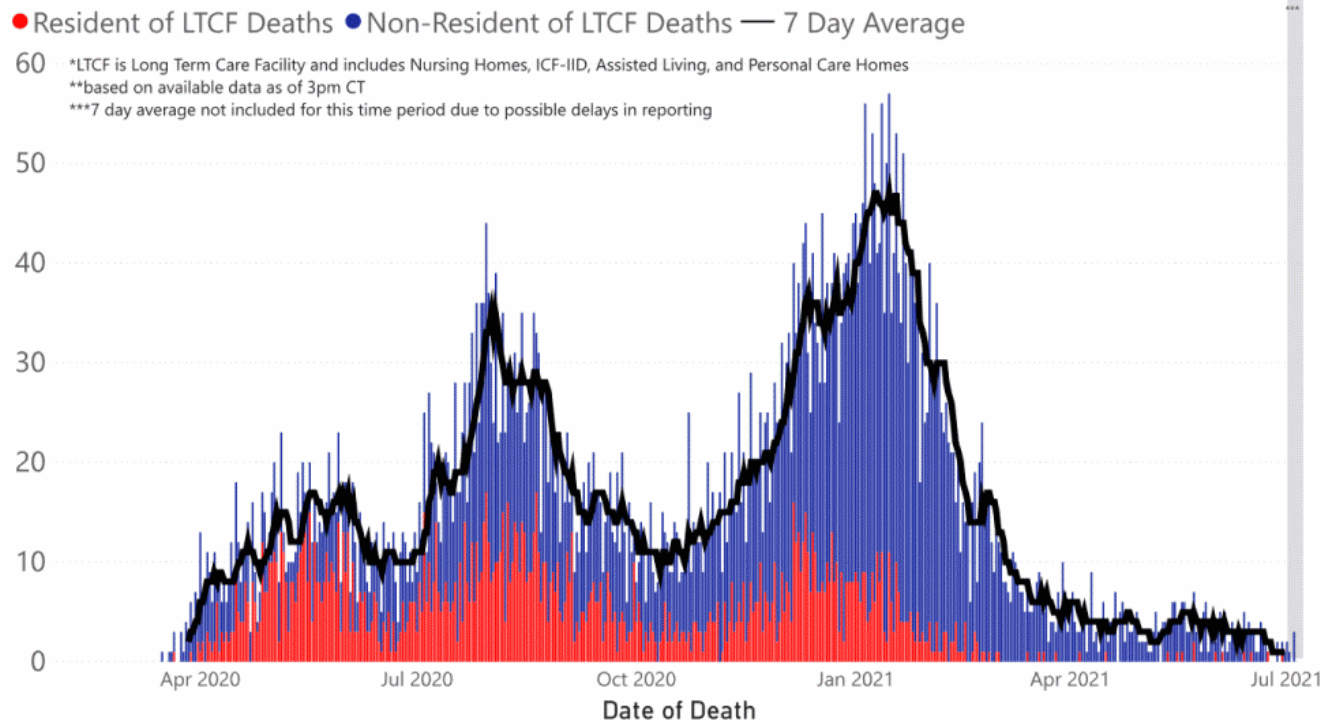
The charts below are based on available data at the time of publication. Charts do **not** include cases where insufficient details of the case are known.

## COVID-19 Cases by Date\* through July 7, 2021\*\*, Mississippi



**Note:** Values up to two weeks in the past on the chart of Cases by Date above can change as we update it with new information from disease investigation.

## COVID-19 LTCF\* and Non-LTCF Deaths by Date of Death through July 7, 2021\*\*, Mississippi



## Weekly Statewide Data Charts

Includes:

- Cases, deaths and hospitalizations, analyzed by age, race/ethnicity, gender and other factors

- MIS-C cases and deaths
- Counties with high COVID-19 cases and incidence
- Syndromic surveillance

▶ [All weekly charts](#)

## Estimated Recoveries

Presumed COVID-19 cases recovered, estimated weekly (does not include cases still under investigation).

### COVID-19 Presumed Recovered Cases through July 6, 2021, Mississippi

312,956  
Presumed Recovered\*

\*Reflects Provisional Estimates. Presumed Recovered if:

- 1) It has been 14 days or more since the case tested positive, if they were not hospitalized
- 2) It has been 21 days or more since the case tested positive, if they were hospitalized or hospitalization was unknown.

All deaths excluded. Presumed recovered counts will be updated weekly.

---

## U.S. and World Cases

- ▶ [COVID-19 cases in the United States \(CDC\)](#)
- ▶ [U.S. COVID-19 Tracker \(CDC\)](#)
- ▶ [COVID-19 Global Case Map \(Johns Hopkins University\)](#)

---

## COVID-19 Testing

### Statewide Combined Testing as of July 4

COVID-19 testing providers around the state include commercial laboratories, hospital labs and the MSDH Public Health Laboratory results from all these sources are combined in the table below. (Updated weekly)

**PCR** testing detects current, active COVID-19 infection in an individual.

**Antibody** (serology) testing identifies individuals with past COVID-19 infection based on antibodies they develop one to

three weeks after infection.

**Antigen** testing is another way to identify current COVID-19 infection.

PCR tests	1,870,825
Serology (antibody) tests	98,204
Antigen tests	942,409
<b>Total tests</b>	<b>2,911,438</b>

▶ [Getting tested for COVID-19](#)

---

## Prevention and Guidance for Individuals and the Community

▶ [Preventive steps to take, recommendations, guidance and general information on COVID-19](#)

Last reviewed on Mar 5,  
2020

[error on this](#)

[email page](#)

[print](#)

### *Related resources*

▶ [Free COVID-19 Testing and Local Testing Providers](#)

▶ [COVID-19 Guidance and Prevention for Individuals and the Community](#)

Updated May 18, 2021

### *More topics*

- ▶ [\[ Espanol, Tieng Viet, ASL \]](#)
- ▶ [County COVID-19 Data](#)
- ▶ [COVID-19 Data Reports](#)
- ▶ [Handouts and Posters](#)
- ▶ [Healthcare Professionals](#)
- ▶ [Interactive Maps and Charts](#)
- ▶ [Prevention and Safety Guidance](#)
- ▶ [School Cases and Outbreaks](#)
- ▶ [Testing for COVID-19](#)
- ▶ [Vaccination Against COVID-19](#)

Get COVID-19 e-mail updates daily with our free newsletter:



**Stay home - Call in!**

You can hold your WIC appointment by **phone** or on your **computer**.

**Set up yours today!**  
Call your local WIC center

The advertisement features a laptop on the left with a person's hands typing. The laptop screen displays the text "Visit us remotely!" in blue, a green brushstroke underline, and the Mississippi WIC logo (with "MISSISSIPPI" above "WIC" and "Women, Infants and Children" below). The background is a light gray gradient.

## **AGENCY**

---

[About Us](#)

[Administration](#)

[Board of Health](#)

[County Offices](#)

[Institutional Review](#)

[Jobs](#)

[Locations](#)

[Public Health Laboratory](#)

[RFPs/Grants](#)

[More »](#)

---

[Intranet](#)

[OHIT+ER Service Center](#)

[Webmail](#)

## **INFORMATION**

---

[Apps](#)

[Calendar of Events](#)

[Contact Us](#)

[Meetings](#)

[Health Resources](#)

[Hotlines](#)

[Locations](#)

[News](#)

[Newsletter](#)

[Phone Numbers](#)

[Español](#)

## **I NEED A ...**

---

[Birth Certificate](#)

[Certificate of Need](#)

[Children's Health Insurance](#)

[Complaint Form](#)

[Criminal History Check](#)

[Death Certificate](#)

[Divorce Record](#)

[Food Permit](#)

[Immunization Record](#)

[J-1 Visa](#)

[License Verification](#)

[Marriage Record](#)

[Professional License](#)

[Public Records Request](#)  
[Wastewater Application](#)

#### **PUBLICATIONS**

---

[Annual Report](#)  
[CON Weekly Reports](#)  
[Health Facilities Directory](#)  
[Mississippi Morbidity Reports](#)  
[Public Health Report](#)  
[State Health Plan](#)  
[Strategic Plan](#)  
[More »](#)

Mississippi State Department of Health • 570 East Woodrow Wilson Dr • Jackson, MS 39216 • 866-HLTHY4U • [Contact and information](#)

