

Menu



Coronavirus Disease 2019 (COVID-19)

Updated July 19, 2021

As the delta variant spreads, the State Health Officer urges all Mississippians 12 and older to be vaccinated.

Those 65 and older or with a chronic medical condition should avoid large indoor gatherings, and anyone who is unvaccinated should wear a mask when indoors in public. [Details »](#)

Vaccination, Safety and Testing

Stopping the spread →

- ▶ [Vaccinations](#)
- ▶ [Getting tested](#)
- ▶ [Personal protection](#)
- ▶ [Business and community](#)
- ▶ [Long-term care facilities](#)

[ALL GUIDANCE](#)

Current Cases and Statistics

County and state data →

- ▶ [Latest update](#)
- ▶ [Data reports](#)
- ▶ [Charts and maps](#)
- ▶ [Hospitalizations](#)
- ▶ [Lab testing](#)

[ALL STATISTICS](#)

Healthcare Professionals

Guidance and more →

- ▶ [Healthcare guidance](#)
- ▶ [Electronic reporting](#)
- ▶ [Vaccine providers](#)

- ▶ [Facilities guidance](#)
- ▶ [MS-HAN Alerts](#)

[ALL HEALTHCARE](#)

- ▶ **NEW:** [MSDH Guidance for the Prevention and Control of COVID-19 in K-12 Settings](#)

General Information

- ▶ Mississippi COVID-19 Hotline (7 days a week, 7 a.m.–7 p.m.): **877-978-6453**
- ▶ Homebound persons: For assistance with COVID-19 vaccination, send e-mail to COVIDHomebound@msdh.ms.gov
- ▶ [COVID-19 overview, questions and answers, and resources in other languages](#)

COVID-19 in Mississippi

New Cases and Deaths as of July 18

NEW CASES

2,326

New COVID-19 positive test results reported to MSDH for the three-day period July 16 through July 18.

TOTAL MISSISSIPPI CASES

329,130

- ▶ [Totals by county](#)

NEW DEATHS

3

New COVID-19 related deaths identified by MSDH for the three-day period July 16 through July 18.

Three deaths occurred between July 13 and July 15 in the counties below:

- ▶ [County list](#)

TOTAL MISSISSIPPI DEATHS

7,468

- ▶ [Totals by county](#)

LTC OUTBREAKS

40

Current outbreaks in long-term care (LTC) facilities only. (See [LTC facility outbreak definition](#).)

▶ [LTC cases by county](#)

About our case counts: We currently update our case totals each weekday based on test results reported to MSDH from the previous day (or weekend). Multiple positive tests for the same individual are counted only once. County case numbers and deaths may change as investigation finds new or additional information.

COVID-19 Data Reports

- ▶ [Variants](#) PDF
Cases of COVID-19 variants, including variants of concern, by county, updated weekly
- ▶ [Vaccinations](#)
COVID-19 vaccinations administered in Mississippi, as reported to MSDH by vaccination providers
- ▶ [Deaths by cause](#)
Deaths from COVID-19 pneumonia/influenza, and heart disease; updated weekly
- ▶ [Long-term care facilities](#)
LTC and residential care facility cases and deaths reported to MSDH by facilities
- ▶ [Nursing homes](#)
Ongoing outbreaks and other data from the Centers for Medicare and Medicaid (CMS)
- ▶ [Schools 2020-2021](#)
Weekly COVID-19 cases, outbreaks and exposure reported by Mississippi K-12 schools through May 2021.
- ▶ [County totals](#)
Total COVID-19 cases and deaths by county, race and ethnicity; updated weekdays
- ▶ [County snapshots](#)
Weekly COVID-19 summaries for each Mississippi county
- ▶ [Counties by incidence](#)
Counties ranked by weekly cases and incidence
- ▶ [Laboratory testing](#)
Totals by test type from all Mississippi testing providers

Cumulative Cases and Deaths by County

Totals of all reported COVID-19 cases, including those in long-term care (LTC) facilities.

The numbers in this table are provisional. County case and deaths totals may change as investigation finds new or additional information.

County	Total Cases	Total Deaths	Total LTC Facility Cases	Total LTC Facility Deaths
Adams	3291	87	83	17
County	Total Cases	Total Deaths	Total LTC Facility Cases	Total LTC Facility Deaths
Alcorn	3414	74	130	20
Amite	1307	43	57	9
Attala	2187	73	175	36
Benton	1041	25	46	10
Bolivar	4886	134	236	33
Calhoun	1763	32	36	6
Carroll	1239	31	51	10
Chickasaw	2150	60	60	15
Choctaw	806	19	2	0
Claiborne	1040	31	45	9
Clarke	1805	80	123	31
Clay	1910	54	38	5
Coahoma	3066	84	129	12
Copiah	3099	67	85	11
Covington	2781	83	139	39
De Soto	22732	278	113	24
Forrest	8052	156	245	53
Franklin	857	23	40	4
George	2577	51	59	8
Greene	1339	34	53	6
Grenada	2649	88	154	32
Hancock	3999	88	69	14
Harrison	19221	322	492	71
Hinds	22322	429	809	132
Holmes	1941	74	104	20
Humphreys	982	33	34	9
Issaquena	169	6	0	0
Itawamba	3079	80	135	24
Jackson	14077	251	241	35
Jasper	2252	48	43	2
Jefferson	674	28	41	7
Total	329,130	7,468	10,557	1,991

County	1115 Total Cases	34 Total Deaths	9 Total LTC Facility Cases	1 Total LTC Facility Deaths
Jefferson				
Davis				
Jones	8609	169	223	42
Kemper	1001	29	44	9
Lafayette	6402	124	187	55
Lamar	6546	88	53	12
Lauderdale	7432	243	445	101
Lawrence	1351	26	27	2
Leake	2764	74	92	16
Lee	10329	177	222	42
Leflore	3553	125	236	52
Lincoln	4062	115	197	40
Lowndes	6685	150	258	63
Madison	10576	227	392	70
Marion	2762	80	158	24
Marshall	4635	106	65	15
Monroe	4234	137	190	55
Montgomery	1302	44	54	9
Neshoba	4150	180	207	59
Newton	2541	64	87	15
Noxubee	1303	35	35	6
Oktibbeha	4730	98	222	36
Panola	4706	112	104	15
Pearl River	4833	149	194	39
Perry	1301	38	22	8
Pike	3466	111	135	36
Pontotoc	4367	73	86	13
Prentiss	2916	62	99	15
Quitman	833	19	0	0
Rankin	14598	286	417	62
Scott	3255	74	115	18
Sharkey	515	18	44	8
Simpson	3114	89	158	20
Total	329,130	7,468	10,557	1,991

Smith	1737	34	68	8
County	Total Cases	Total Deaths	Total LTC Facility Cases	Total LTC Facility Deaths
Stone	2034	36	85	14
Sunflower	3410	93	123	20
Tallahatchie	1813	42	50	7
Tate	3464	88	80	19
Tippah	2971	68	119	13
Tishomingo	2349	69	102	27
Tunica	1104	27	18	2
Union	4224	79	131	23
Walthall	1389	48	69	13
Warren	4580	122	168	37
Washington	5475	139	190	39
Wayne	2689	42	69	11
Webster	1162	32	61	12
Wilkinson	726	32	25	5
Winston	2338	84	130	39
Yalobusha	1690	40	82	22
Yazoo	3282	71	143	18
Total	329,130	7,468	10,557	1,991

Case Classifications

Mississippi investigates and reports both probable and confirmed cases and deaths according to the [CSTE case definition](#).

	Confirmed	Probable	Total
Cases	200,938	128,192	329,130
Deaths	5,149	2,319	7,468

Confirmed cases and deaths are generally determined by positive PCR tests, which detect the presence of ongoing coronavirus infection.

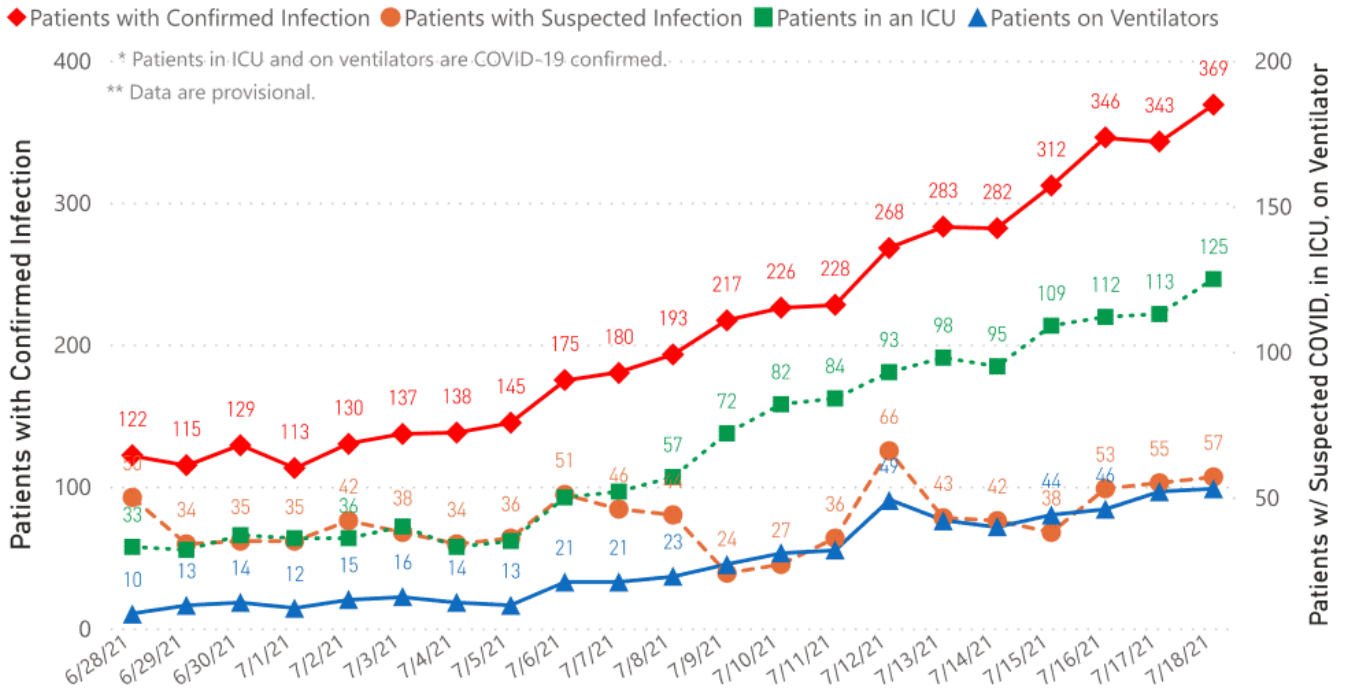
Probable cases are those who test positive by other testing methods such as antibody or antigen, and have recent symptoms consistent with COVID-19, indicating a recent infection.

Probable deaths are those individuals with a designation of COVID-19 as a cause of death on the death certificate, but where no confirmatory testing was performed.

Hospitalizations and Bed Availability

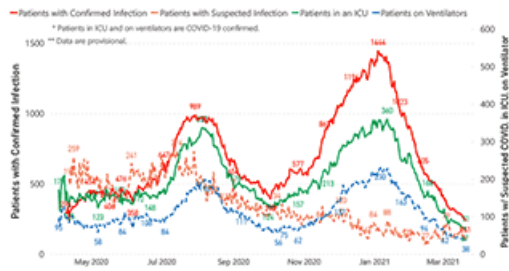
▶ [View interactive hospitalization charts](#)

COVID-19 Hospitalizations Reported by MS Hospitals, 6/28/21-7/18/21 *,**



Hospitalization Trend to Date

Updated weekly



Hospital Bed Availability

Updated weekdays (interactive)



Case and Incidence Maps

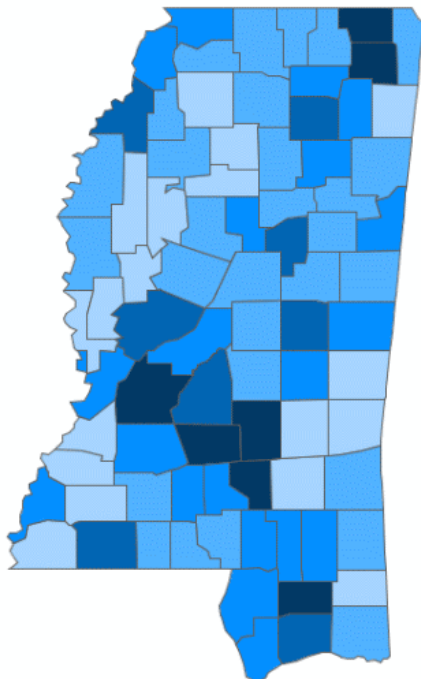
[View all interactive maps](#)

Recent COVID-19 Activity

Updated weekly

The chart below shows counties according to COVID-19 incidence (cases by population) over the last two weeks. Also see [weekly county incidence tables](#)

Mississippi COVID-19 Two-Week Cases* Incidence Rate** over 6/22/21 - 7/5/21



● <40 ● 40 to 80 ● 80 to 120 ● 120 to 160 ● >160

Mississippi

Two-Week
New Cases*

2922

Total Cases* through
7/5/21

323,714

Two-Week Cases* Incidence
Rate Per 100,000

98.2

Percent Change

0.9%

County	Two-Week New Cases	Two-Week Cases Rate Per 100,000	Cases to Date	Percent Change
STONE	51	278.1	1,952	3.0%
SMITH	42	263.9	1,687	3.0%
ALCORN	76	205.7	3,353	2.0%
HINDS	475	204.9	21,314	2.0%
SIMPSON	45	168.8	3,041	2.0%
PRENTISS	41	163.2	2,888	1.0%
COVINGTON	30	161.0	2,707	1.0%
PONTOTOC	51	158.5	4,316	1.0%

* Cases based on **Event Date**. Event date is date of onset, date of collection, or date of report to MSDH; updated as cases are investigated.

** Rate calculation is based on cumulative cases of past two weeks per 100,000 population.

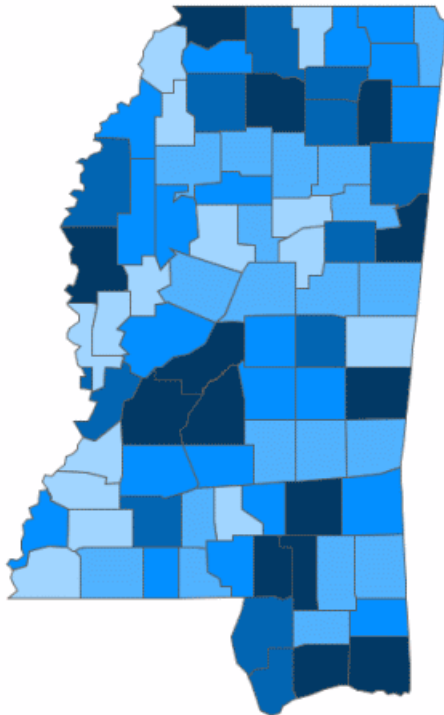
Cumulative COVID-19 Cases

Total cases and deaths by county since the start of the pandemic. Also see [weekly estimate of recoveries](#)

Mississippi COVID-19
Cases and Deaths by Race with Ethnicity
as of 3 pm CT, July 18, 2021

Mississippi

Total Cases
329,130



● 1 to 1250 ● 1251 to 2500 ● 2501 to 3750 ● 3751 to 5000 ● >5000

	American Indian or Alaska Native	Asian	Black	White	Other	Unknown
Non Hispanic	1,257	1,263	90,250	129,113	3,307	2,708
Hispanic	65	42	474	2,125	3,892	785
Unknown Ethnicity	1,025	353	18,030	27,891	7,615	38,935

Total Deaths
7,468

	American Indian or Alaska Native	Asian	Black	White	Other	Unknown
Non Hispanic	93	14	2,577	3,442	46	19
Hispanic	1	1	9	33	25	2
Unknown Ethnicity	25	7	369	573	70	162

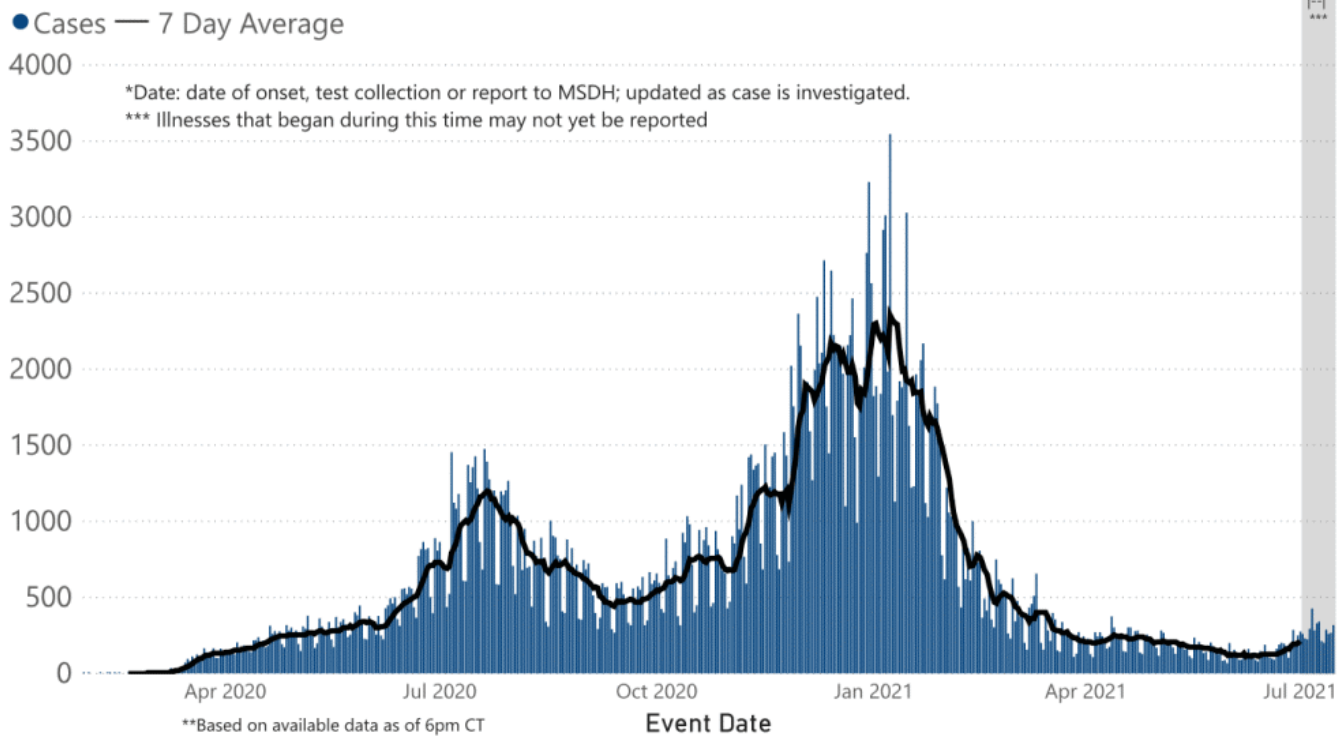
Daily Statewide Data Charts

Updated Tuesday-Friday. Our state case map and other data charts are also available in interactive form.

▶ [View interactive epidemiological and surveillance charts](#)

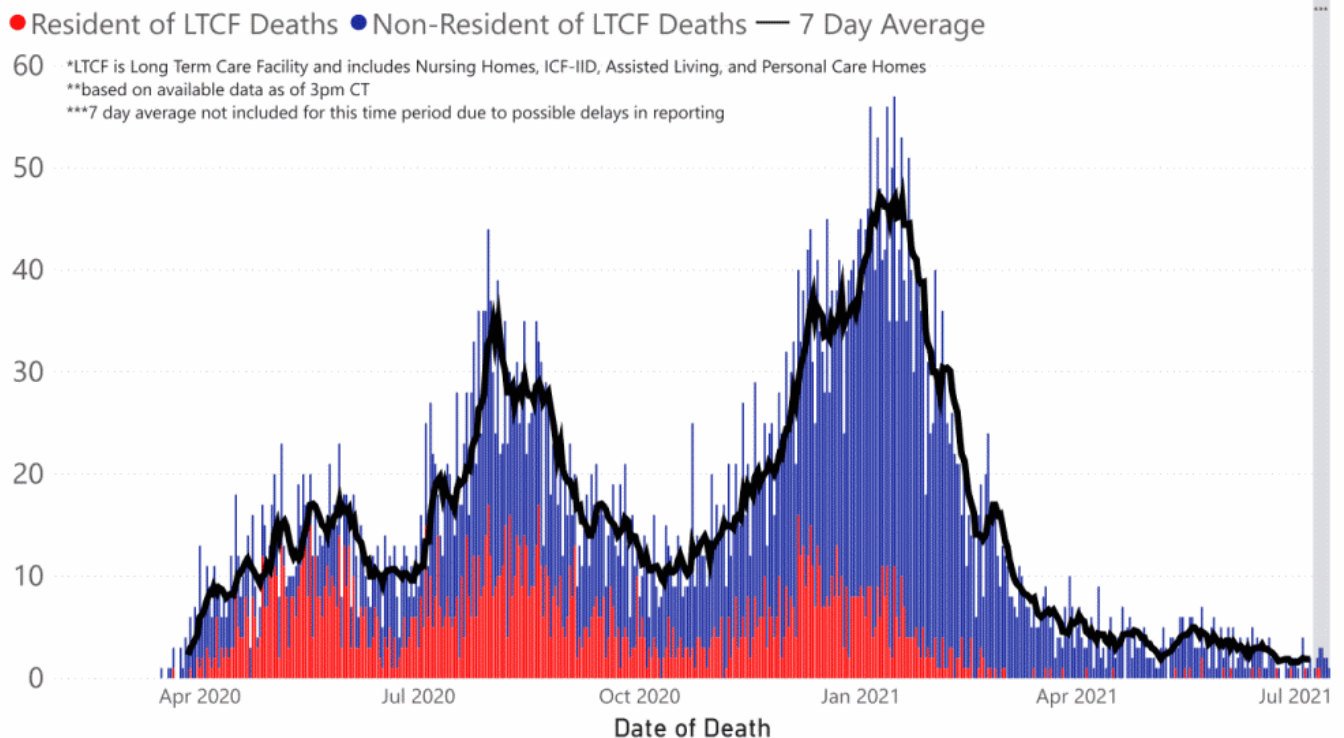
The charts below are based on available data at the time of publication. Charts do **not** include cases where insufficient details of the case are known.

COVID-19 Cases by Date* through July 15, 2021**, Mississippi



Note: Values up to two weeks in the past on the chart of Cases by Date above can change as we update it with new information from disease investigation.

COVID-19 LTCF* and Non-LTCF Deaths by Date of Death through July 15, 2021**, Mississippi



Weekly Statewide Data Charts

Includes:

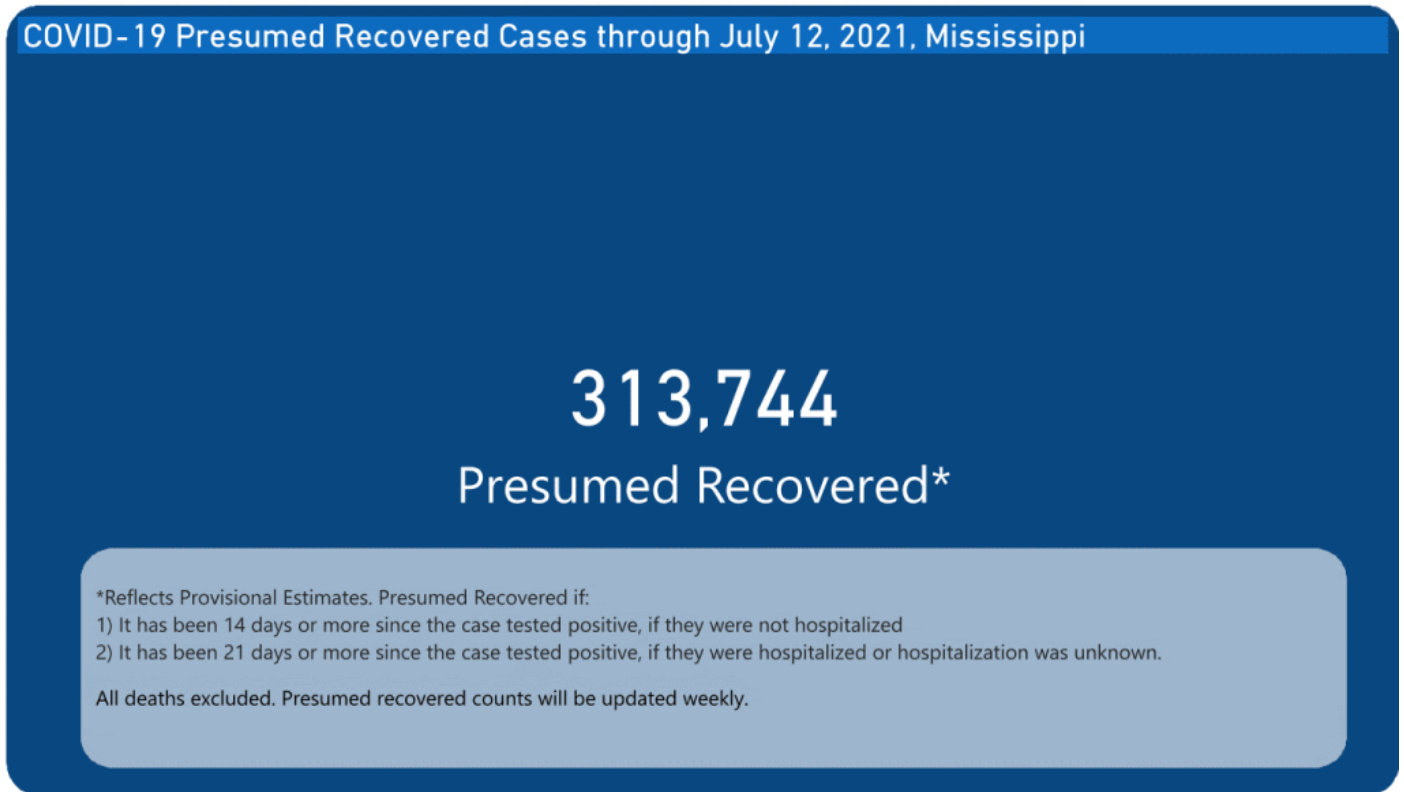
- Cases, deaths and hospitalizations, analyzed by age, race/ethnicity, gender and other factors

- MIS-C cases and deaths
- Counties with high COVID-19 cases and incidence
- Syndromic surveillance

▶ [All weekly charts](#)

Estimated Recoveries

Presumed COVID-19 cases recovered, estimated weekly (does not include cases still under investigation).



U.S. and World Cases

- ▶ [COVID-19 cases in the United States \(CDC\)](#)
- ▶ [U.S. COVID-19 Tracker \(CDC\)](#)
- ▶ [COVID-19 Global Case Map \(Johns Hopkins University\)](#)

Prevention and Guidance for Individuals and the Community

- ▶ [Preventive steps to take, recommendations, guidance and general information on COVID-19](#)

Last reviewed on Mar 5,
2020

[error on this](#)

[email page](#)

[print](#)

Related resources

- ▶ [Free COVID-19 Testing and Local Testing Providers](#)
- ▶ [COVID-19 Guidance and Prevention for Individuals and the Community](#)

More topics

- ▶ [\[Espanol, Tieng Viet, ASL \]](#)
- ▶ [County COVID-19 Data](#)
- ▶ [COVID-19 Data Reports](#)
- ▶ [Handouts and Posters](#)
- ▶ [Healthcare Professionals](#)
- ▶ [Interactive Maps and Charts](#)
- ▶ [Prevention and Safety Guidance](#)
- ▶ [School Cases and Outbreaks](#)
- ▶ [Testing for COVID-19](#)
- ▶ [Vaccination Against COVID-19](#)

Get COVID-19 e-mail updates daily with our free newsletter:



COVID-19

Adopt-a-School

- Vaccination providers can support schools
- Schools can work with providers for on-site vaccinations

FULL INFORMATION

AGENCY

- [About Us](#)
- [Administration](#)
- [Board of Health](#)
- [County Offices](#)
- [Institutional Review](#)
- [Jobs](#)
- [Locations](#)
- [Public Health Laboratory](#)
- [RFPs/Grants](#)
- [More »](#)

- [Intranet](#)
- [OHIT+ER Service Center](#)
- [Webmail](#)

INFORMATION

- [Apps](#)
- [Calendar of Events](#)
- [Contact Us](#)

Meetings
Health Resources
Hotlines
Locations
News
Newsletter
Phone Numbers
Español

I NEED A ...

Birth Certificate
Certificate of Need
Children's Health Insurance
Complaint Form
Criminal History Check
Death Certificate
Divorce Record
Food Permit
Immunization Record
J-1 Visa
License Verification
Marriage Record
Professional License
Public Records Request
Wastewater Application

PUBLICATIONS

Annual Report
CON Weekly Reports
Health Facilities Directory
Mississippi Morbidity Reports
Public Health Report
State Health Plan
Strategic Plan

More »

Mississippi State Department of Health • 570 East Woodrow Wilson Dr • Jackson, MS 39216 • 866-HLTHY4U • Contact and information

