



## Coronavirus Disease 2019 (COVID-19)

Updated July 21, 2021

**As the delta variant spreads, the State Health Officer urges all Mississippians 12 and older to be vaccinated.**

Those 65 and older or with a chronic medical condition should avoid large indoor gatherings, and anyone who is unvaccinated should wear a mask when indoors in public. [Details »](#)

### Vaccination, Safety and Testing

Stopping the spread →

- ▶ [Vaccinations](#)
- ▶ [Getting tested](#)
- ▶ [Personal protection](#)
- ▶ [Business and community](#)
- ▶ [Long-term care facilities](#)

#### [ALL GUIDANCE](#)

### Current Cases and Statistics

County and state data →

- ▶ [Latest update](#)
- ▶ [Data reports](#)
- ▶ [Charts and maps](#)
- ▶ [Hospitalizations](#)
- ▶ [Lab testing](#)

#### [ALL STATISTICS](#)

### Healthcare Professionals

Guidance and more →

- ▶ [Healthcare guidance](#)
- ▶ [Electronic reporting](#)
- ▶ [Vaccine providers](#)

- ▶ [Facilities guidance](#)
- ▶ [MS-HAN Alerts](#)

## [ALL HEALTHCARE](#)

- ▶ **NEW:** [MSDH Guidance for the Prevention and Control of COVID-19 in K-12 Settings](#)

## General Information

- ▶ Mississippi COVID-19 Hotline (7 days a week, 7 a.m.–7 p.m.): **877-978-6453**
- ▶ Homebound persons: For assistance with COVID-19 vaccination, send e-mail to [COVIDHomebound@msdh.ms.gov](mailto:COVIDHomebound@msdh.ms.gov)
- ▶ [COVID-19 overview, questions and answers, and resources in other languages](#)

## COVID-19 in Mississippi

### New Cases and Deaths as of July 20

#### NEW CASES

**961**

New COVID-19 positive test results reported to MSDH as of 3 p.m. yesterday.

#### TOTAL MISSISSIPPI CASES

**330,664**

- ▶ [Totals by county](#)

#### NEW DEATHS

**8**

New COVID-19 related deaths identified by MSDH as of 3 p.m. yesterday.

Seven deaths occurred between July 13 and July 20 in the counties below:

- ▶ [County list](#)

One death occurred on February 22, identified from death certificate reports.

- ▶ [County list](#)

## TOTAL MISSISSIPPI DEATHS

7,485

▶ [Totals by county](#)

## LTC OUTBREAKS

57

Current outbreaks in long-term care (LTC) facilities only. (See [LTC facility outbreak definition](#).)

▶ [LTC cases by county](#)

**About our case counts:** We currently update our case totals each weekday based on test results reported to MSDH from the previous day (or weekend). Multiple positive tests for the same individual are counted only once. County case numbers and deaths may change as investigation finds new or additional information.

## COVID-19 Data Reports

▶ [Variants](#) PDF

Cases of COVID-19 variants, including variants of concern, by county, determined from a sampling of COVID-19 cases since January 2021. Updated weekly

▶ [Vaccinations](#)

COVID-19 vaccinations administered in Mississippi, as reported to MSDH by vaccination providers

▶ [Deaths by cause](#)

Deaths from COVID-19 pneumonia/influenza, and heart disease; updated weekly

▶ [Long-term care facilities](#)

LTC and residential care facility cases and deaths reported to MSDH by facilities

▶ [Nursing homes](#)

Ongoing outbreaks and other data from the Centers for Medicare and Medicaid (CMS)

▶ [Schools 2020-2021](#)

Weekly COVID-19 cases, outbreaks and exposure reported by Mississippi K-12 schools through May 2021.

▶ [County totals](#)

Total COVID-19 cases and deaths by county, race and ethnicity; updated weekdays

▶ [County snapshots](#)

Weekly COVID-19 summaries for each Mississippi county

▶ [Counties by incidence](#)

Counties ranked by weekly cases and incidence

▶ [Laboratory testing](#)

Totals by test type from all Mississippi testing providers

## Cumulative Cases and Deaths by County

Totals of all reported COVID-19 cases, including those in long-term care (LTC) facilities.

The numbers in this table are provisional. County case and deaths totals may change as investigation finds new or additional information.

County	Total Cases	Total Deaths	Total LTC Facility Cases	Total LTC Facility Deaths
Adams	3302	87	83	17
Alcorn	3421	74	130	20
Amite	1313	43	57	9
Attala	2196	73	178	36
Benton	1043	25	46	10
Bolivar	4903	134	236	33
Calhoun	1768	32	36	6
Carroll	1243	31	51	10
Chickasaw	2156	60	60	15
Choctaw	807	19	2	0
Claiborne	1042	31	45	9
Clarke	1812	80	123	31
Clay	1913	54	39	5
Coahoma	3076	85	129	12
Copiah	3105	67	85	11
Covington	2795	83	139	39
De Soto	22803	279	113	24
Forrest	8120	156	245	53
Franklin	859	23	40	4
George	2586	51	59	8
Greene	1343	34	53	6
Grenada	2652	88	154	32
Hancock	4016	88	69	14
Harrison	19332	323	492	71
Hinds	22483	433	809	132
Holmes	1947	74	104	20
Humphreys	990	33	34	9
Issaquena	169	6	0	0
Itawamba	3089	80	135	24
Jackson	14166	251	243	35
Jasper	2253	48	43	2
<b>Total</b>	<b>330,664</b>	<b>7,485</b>	<b>10,567</b>	<b>1,992</b>

County	Total Cases	Total Deaths	Total LTC Facility Cases	Total LTC Facility Deaths
Jefferson	679	28	41	7
Jefferson Davis	1122	34	9	1
Jones	8681	169	223	42
Kemper	1004	29	44	9
Lafayette	6429	124	187	55
Lamar	6617	88	53	12
Lauderdale	7485	243	445	101
Lawrence	1362	26	27	2
Leake	2771	75	92	16
Lee	10371	178	222	42
Leflore	3557	125	236	52
Lincoln	4077	115	197	40
Lowndes	6733	150	258	63
Madison	10616	227	392	70
Marion	2781	80	158	24
Marshall	4641	106	65	15
Monroe	4239	137	190	55
Montgomery	1304	44	54	9
Neshoba	4171	180	207	59
Newton	2553	64	87	15
Noxubee	1308	35	35	6
Oktibbeha	4753	98	222	36
Panola	4715	112	104	15
Pearl River	4871	149	194	39
Perry	1305	38	22	8
Pike	3488	111	135	36
Pontotoc	4381	73	86	13
Prentiss	2919	63	99	15
Quitman	834	19	0	0
Rankin	14688	286	419	62
Scott	3276	75	115	18
Sharkey	515	18	44	8
<b>Total</b>	<b>330,664</b>	<b>7,485</b>	<b>10,567</b>	<b>1,992</b>

County	Total Cases	Total Deaths	Total LTC Facility Cases	Total LTC Facility Deaths
Simpson	3130	90	158	20
Smith	1745	34	68	8
Stone	2058	37	85	14
Sunflower	3414	93	123	20
Tallahatchie	1815	42	50	7
Tate	3481	88	80	19
Tippah	2982	68	119	13
Tishomingo	2357	69	102	27
Tunica	1106	27	18	2
Union	4239	79	131	23
Walthall	1397	48	69	13
Warren	4585	124	168	37
Washington	5484	139	190	39
Wayne	2691	42	69	11
Webster	1165	32	61	12
Wilkinson	730	32	25	5
Winston	2348	84	130	39
Yalobusha	1692	40	82	22
Yazoo	3296	73	145	19
<b>Total</b>	<b>330,664</b>	<b>7,485</b>	<b>10,567</b>	<b>1,992</b>

## Case Classifications

Mississippi investigates and reports both probable and confirmed cases and deaths according to the [CSTE case definition](#).

	Confirmed	Probable	Total
Cases	201,873	128,791	<b>330,664</b>
Deaths	5,161	2,324	<b>7,485</b>

Confirmed cases and deaths are generally determined by positive PCR tests, which detect the presence of ongoing coronavirus infection.

Probable cases are those who test positive by other testing methods such as antibody or antigen, and have recent symptoms consistent with COVID-19, indicating a recent infection.

Probable deaths are those individuals with a designation of COVID-19 as a cause of death on the death certificate, but where no confirmatory testing was performed.

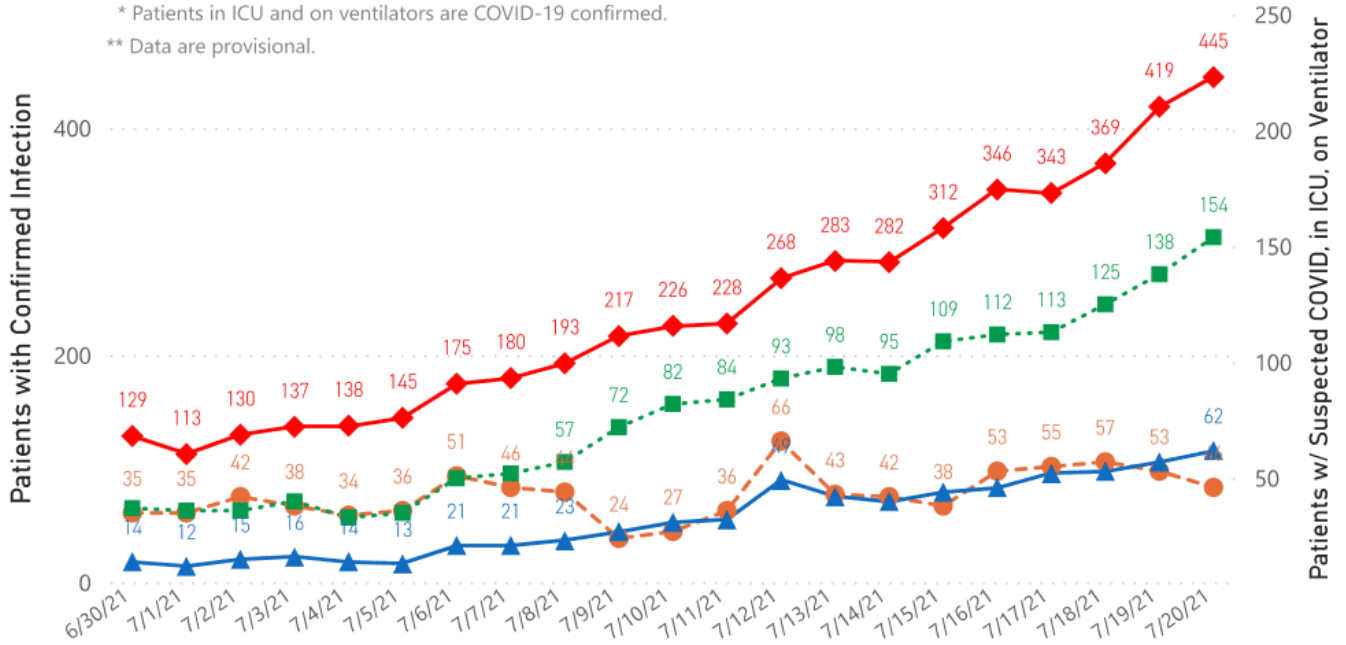
# Hospitalizations and Bed Availability

[View interactive hospitalization charts](#)

## COVID-19 Hospitalizations Reported by MS Hospitals, 6/30/21-7/20/21 \*\*

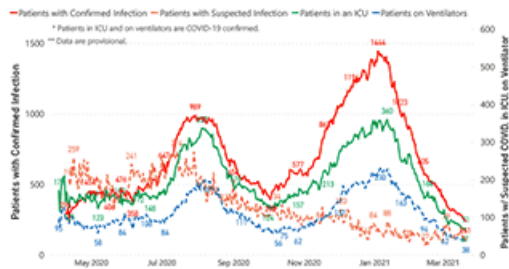
◆ Patients with Confirmed Infection ● Patients with Suspected Infection ■ Patients in an ICU ▲ Patients on Ventilators

\* Patients in ICU and on ventilators are COVID-19 confirmed.  
 \*\* Data are provisional.



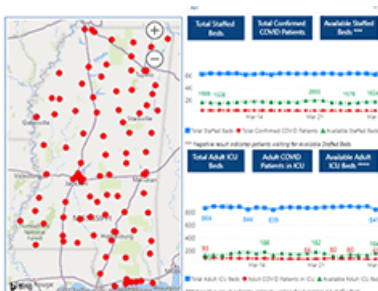
## Hospitalization Trend to Date

Updated weekly



## Hospital Bed Availability

Updated weekdays (interactive)



## Case and Incidence Maps

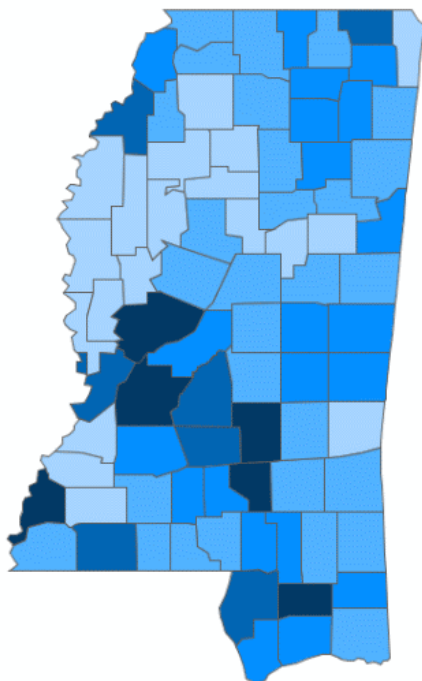
[View all interactive maps](#)

### Recent COVID-19 Activity

*Updated weekly*

The chart below shows counties according to COVID-19 incidence (cases by population) over the last two weeks. Also see [weekly county incidence tables](#)

### Mississippi COVID-19 Two-Week Cases\* Incidence Rate\*\* over 6/29/21 - 7/12/21



● <60 ● 60 to 120 ● 120 to 180 ● 180 to 240 ● >240

## Mississippi

Two-Week  
New Cases\*

**4408**

Total Cases\* through  
7/12/21

**326,559**

Two-Week Cases\* Incidence  
Rate Per 100,000

**148.1**

Percent Change

**1.4%**

County	Two-Week New Cases	Two-Week Cases Rate Per 100,000	Cases to Date	Percent Change
SMITH	63	395.8	1,723	4.0%
STONE	67	365.4	1,986	3.0%
ADAMS	108	351.9	3,256	3.0%
HINDS	796	343.3	21,848	4.0%
COVINGTON	59	316.6	2,748	2.0%
YAZOO	83	279.6	3,240	3.0%
PEARL RIVER	127	228.7	4,780	3.0%
SIMPSON	59	221.3	3,077	2.0%

\* Cases based on **Event Date**. Event date is date of onset, date of collection, or date of report to MSDH; updated as cases are investigated.

\*\* Rate calculation is based on cumulative cases of past two weeks per 100,000 population.

### Cumulative COVID-19 Cases

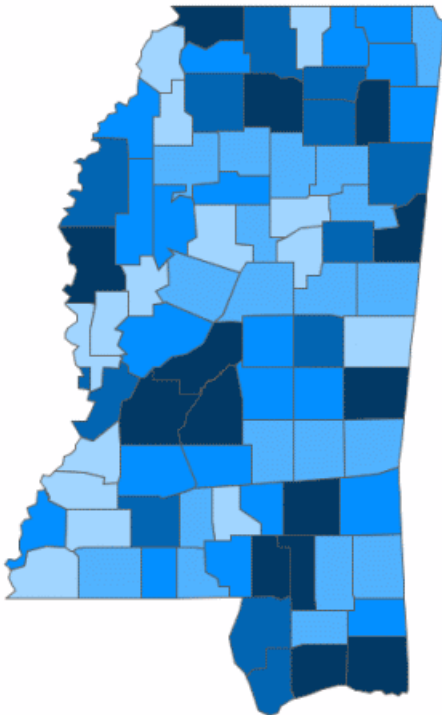
Total cases and deaths by county since the start of the pandemic. Also see [weekly estimate of recoveries](#)



Mississippi COVID-19  
Cases and Deaths by Race with Ethnicity  
as of 3 pm CT, July 20, 2021

# Mississippi

Total Cases  
**330,664**



● 1 to 1250 ● 1251 to 2500 ● 2501 to 3750 ● 3751 to 5000 ● >5000

	American Indian or Alaska Native	Asian	Black	White	Other	Unknown
Non Hispanic	1,269	1,265	90,723	129,890	3,317	2,720
Hispanic	65	43	476	2,133	3,905	787
Unknown Ethnicity	1,026	353	18,071	27,992	7,639	38,990

Total Deaths  
**7,485**

	American Indian or Alaska Native	Asian	Black	White	Other	Unknown
Non Hispanic	93	14	2,585	3,450	46	19
Hispanic	1	1	9	33	25	2
Unknown Ethnicity	25	7	369	574	70	162

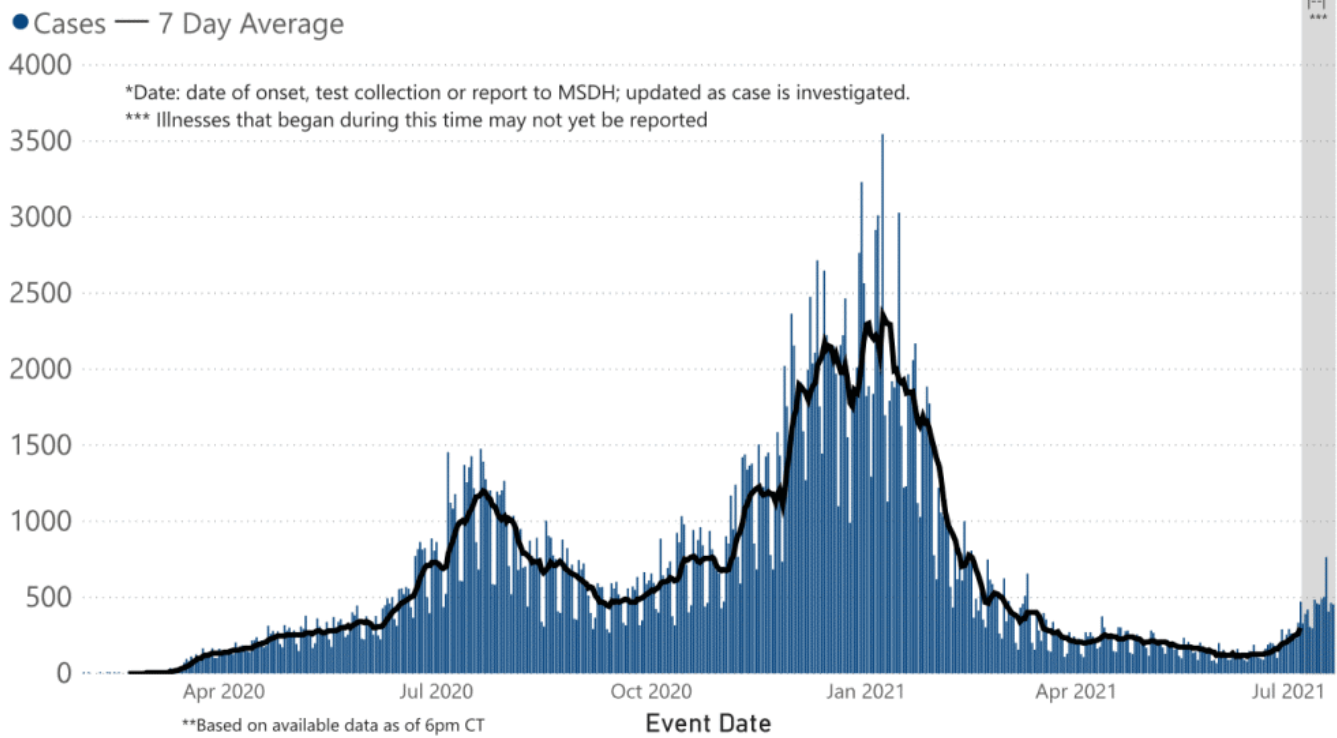
## Daily Statewide Data Charts

Updated Tuesday-Friday. Our state case map and other data charts are also available in interactive form.

▶ [View interactive epidemiological and surveillance charts](#)

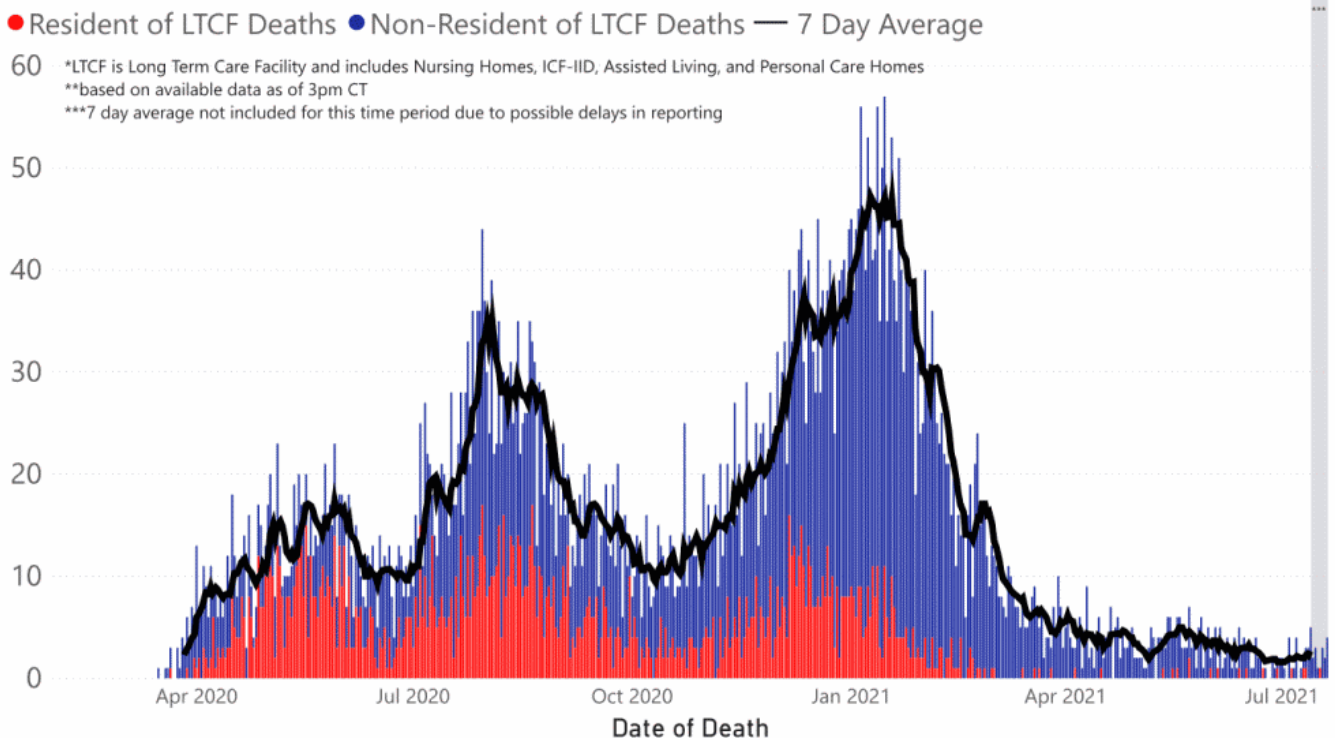
The charts below are based on available data at the time of publication. Charts do **not** include cases where insufficient details of the case are known.

## COVID-19 Cases by Date\* through July 20, 2021\*\*, Mississippi



**Note:** Values up to two weeks in the past on the chart of Cases by Date above can change as we update it with new information from disease investigation.

## COVID-19 LTCF\* and Non-LTCF Deaths by Date of Death through July 20, 2021\*\*, Mississippi



## Weekly Statewide Data Charts

Includes:

- Cases, deaths and hospitalizations, analyzed by age, race/ethnicity, gender and other factors

- MIS-C cases and deaths
- Counties with high COVID-19 cases and incidence
- Syndromic surveillance

▶ [All weekly charts](#)

## Estimated Recoveries

Presumed COVID-19 cases recovered, estimated weekly (does not include cases still under investigation).

### COVID-19 Presumed Recovered Cases through July 19, 2021, Mississippi

**315,209**  
Presumed Recovered\*

\*Reflects Provisional Estimates. Presumed Recovered if:

- 1) It has been 14 days or more since the case tested positive, if they were not hospitalized
- 2) It has been 21 days or more since the case tested positive, if they were hospitalized or hospitalization was unknown.

All deaths excluded. Presumed recovered counts will be updated weekly.

## U.S. and World Cases

- ▶ [COVID-19 cases in the United States \(CDC\)](#)
- ▶ [U.S. COVID-19 Tracker \(CDC\)](#)
- ▶ [COVID-19 Global Case Map \(Johns Hopkins University\)](#)

## Prevention and Guidance for Individuals and the Community

- ▶ [Preventive steps to take, recommendations, guidance and general information on COVID-19](#)

Last reviewed on Mar 5,  
2020

[error on this](#)

[email page](#)

[print](#)

### *Related resources*

- ▶ [Free COVID-19 Testing and Local Testing Providers](#)
- ▶ [COVID-19 Guidance and Prevention for Individuals and the Community](#)

*More topics*

- ▶ [ Espanol, Tieng Viet, ASL ]
- ▶ County COVID-19 Data
- ▶ COVID-19 Data Reports
- ▶ Handouts and Posters
- ▶ Healthcare Professionals
- ▶ Interactive Maps and Charts
- ▶ Prevention and Safety Guidance
- ▶ School Cases and Outbreaks
- ▶ Testing for COVID-19
- ▶ Vaccination Against COVID-19

Get COVID-19 e-mail updates daily with our free newsletter:



The advertisement features a laptop on the left with a person's hands typing on the keyboard. The laptop screen displays the text "Visit us remotely!" in blue, a green brushstroke underline, and the "MISSISSIPPI WIC Women, Infants and Children" logo. To the right of the laptop, the text reads: "Stay home - Call in! You can hold your WIC appointment by **phone** or on your **computer**." Below this, it says "Set up yours today!" in red, followed by "Call your local WIC center" in a smaller font.

**AGENCY**

- About Us
- Administration
- Board of Health
- County Offices
- Institutional Review
- Jobs
- Locations
- Public Health Laboratory
- RFPs/Grants

*More »*

- Intranet
- OHIT+ER Service Center
- Webmail

**INFORMATION**

- Apps
- Calendar of Events
- Contact Us

Meetings  
Health Resources  
Hotlines  
Locations  
News  
Newsletter  
Phone Numbers  
Español

**I NEED A ...**

---

Birth Certificate  
Certificate of Need  
Children's Health Insurance  
Complaint Form  
Criminal History Check  
Death Certificate  
Divorce Record  
Food Permit  
Immunization Record  
J-1 Visa  
License Verification  
Marriage Record  
Professional License  
Public Records Request  
Wastewater Application

**PUBLICATIONS**

---

Annual Report  
CON Weekly Reports  
Health Facilities Directory  
Mississippi Morbidity Reports  
Public Health Report  
State Health Plan  
Strategic Plan

*More »*

Mississippi State Department of Health • 570 East Woodrow Wilson Dr • Jackson, MS 39216 • 866-HLTHY4U • Contact and information

