

Menu



## Coronavirus Disease 2019 (COVID-19)

Updated July 28, 2021

**As the delta variant spreads, the State Health Officer urges all Mississippians 12 and older to be vaccinated.**

Masks should be worn by everyone in indoor public places, and those 65 and older or with a chronic medical condition should avoid large indoor gatherings. [Details »](#)

### Vaccination, Safety and Testing

Stopping the spread →

- ▶ [Vaccinations](#)
- ▶ [Getting tested](#)
- ▶ [Personal protection](#)
- ▶ [Business and community](#)
- ▶ [Long-term care facilities](#)

#### [ALL GUIDANCE](#)

### Current Cases and Statistics

County and state data →

- ▶ [Latest update](#)
- ▶ [Data reports](#)
- ▶ [Charts and maps](#)
- ▶ [Hospitalizations](#)
- ▶ [Lab testing](#)

#### [ALL STATISTICS](#)

### Healthcare Professionals

Guidance and more →

- ▶ [Healthcare guidance](#)
- ▶ [Electronic reporting](#)
- ▶ [Vaccine providers](#)

- ▶ [Facilities guidance](#)
- ▶ [MS-HAN Alerts](#)

## [ALL HEALTHCARE](#)

- ▶ **NEW:** [MSDH Guidance for Restaurants and Other Workplaces](#)

## General Information

- ▶ Mississippi COVID-19 Hotline (7 days a week, 7 a.m.–7 p.m.): **877-978-6453**
- ▶ Homebound persons: For assistance with COVID-19 vaccination, send e-mail to [COVIDHomebound@msdh.ms.gov](mailto:COVIDHomebound@msdh.ms.gov)
- ▶ [COVID-19 overview, questions and answers, and resources in other languages](#)

## COVID-19 in Mississippi

### New Cases and Deaths as of July 27

#### NEW CASES

**1,875**

New COVID-19 positive test results reported to MSDH as of 3 p.m. yesterday.

#### TOTAL MISSISSIPPI CASES

**339,954**

- ▶ [Totals by county](#)

#### NEW DEATHS

**6**

New COVID-19 related deaths identified by MSDH as of 3 p.m. yesterday.

Six deaths occurred between July 18 and July 27 in the counties below:

- ▶ [County list](#)

#### TOTAL MISSISSIPPI DEATHS

**7,529**

- ▶ [Totals by county](#)

## LTC OUTBREAKS

95

Current outbreaks in long-term care (LTC) facilities only. (See [LTC facility outbreak definition](#).)

▶ [LTC cases by county](#)

**About our case counts:** We currently update our case totals each weekday based on test results reported to MSDH from the previous day (or weekend). Multiple positive tests for the same individual are counted only once. County case numbers and deaths may change as investigation finds new or additional information.

## COVID-19 Data Reports

- ▶ [Variants](#) PDF  
Cases of COVID-19 variants, including variants of concern, by county, determined from a sampling of COVID-19 cases since January 2021. Updated weekly
- ▶ [Vaccinations](#)  
COVID-19 vaccinations administered in Mississippi, as reported to MSDH by vaccination providers
- ▶ [Deaths by cause](#)  
Deaths from COVID-19 pneumonia/influenza, and heart disease; updated weekly
- ▶ [Long-term care facilities](#)  
LTC and residential care facility cases and deaths reported to MSDH by facilities
- ▶ [Nursing homes](#)  
Ongoing outbreaks and other data from the Centers for Medicare and Medicaid (CMS)
- ▶ [Schools 2020-2021](#)  
Weekly COVID-19 cases, outbreaks and exposure reported by Mississippi K-12 schools through May 2021.
- ▶ [County totals](#)  
Total COVID-19 cases and deaths by county, race and ethnicity; updated weekdays
- ▶ [County snapshots](#)  
Weekly COVID-19 summaries for each Mississippi county
- ▶ [Counties by incidence](#)  
Counties ranked by weekly cases and incidence
- ▶ [Laboratory testing](#)  
Totals by test type from all Mississippi testing providers

## Cumulative Cases and Deaths by County

Totals of all reported COVID-19 cases, including those in long-term care (LTC) facilities.

*The numbers in this table are provisional. County case and deaths totals may change as investigation finds new or additional information.*

County	Total Cases	Total Deaths	Total LTC Facility Cases	Total LTC Facility Deaths
Adams	3071	80	10	17
Alcorn	3481	74	130	20
Amite	1360	43	57	9
Attala	2246	73	178	36
Benton	1061	25	46	10
Bolivar	4926	134	236	33
Calhoun	1803	32	36	6
Carroll	1256	31	51	10
Chickasaw	2179	60	60	15
Choctaw	820	19	2	0
Claiborne	1050	31	45	9
Clarke	1853	80	123	31
Clay	1957	54	39	5
Coahoma	3122	85	129	12
Copiah	3215	68	90	11
Covington	2896	83	139	39
De Soto	23116	283	113	24
Forrest	8536	159	251	53
Franklin	872	23	40	4
George	2676	51	59	8
Greene	1384	34	53	6
Grenada	2679	88	154	32
Hancock	4214	88	70	14
Harrison	20194	328	494	72
Hinds	23586	440	811	132
Holmes	1989	74	104	20
Humphreys	999	33	34	9
Issaquena	173	6	0	0
Itawamba	3135	80	135	24
Jackson	14904	251	244	35
Jasper	2288	48	44	2
Jefferson	706	28	41	7
<b>Total</b>	<b>339,954</b>	<b>7,529</b>	<b>10,615</b>	<b>1,996</b>

Jefferson County	Total Cases	Total Deaths	Total LTC Facility Cases	Total LTC Facility Deaths
Davis	1157	34	9	1
Jones	8935	169	223	42
Kemper	1019	29	44	9
Lafayette	6513	124	187	55
Lamar	6900	89	54	12
Lauderdale	7770	243	451	101
Lawrence	1406	26	27	2
Leake	2834	75	92	16
Lee	10628	179	222	42
Leflore	3598	125	236	52
Lincoln	4157	116	198	40
Lowndes	6956	151	259	63
Madison	10864	227	393	70
Marion	2828	81	158	24
Marshall	4677	106	65	15
Monroe	4309	137	190	55
Montgomery	1320	44	54	9
Neshoba	4252	181	207	59
Newton	2602	64	87	15
Noxubee	1347	35	35	6
Oktibbeha	4883	98	222	36
Panola	4756	112	104	15
Pearl River	5100	151	194	39
Perry	1329	38	22	8
Pike	3624	113	135	37
Pontotoc	4446	73	86	13
Prentiss	2967	63	99	15
Quitman	843	19	0	0
Rankin	15217	290	433	63
Scott	3387	76	114	18
Sharkey	516	18	45	8
Simpson	3199	90	159	20
<b>Total</b>	<b>339,954</b>	<b>7,529</b>	<b>10,615</b>	<b>1,996</b>

Mississippi County	Total Cases	Total Deaths	Total LTC Facility Cases	Total LTC Facility Deaths
Stone	2222	37	85	14
Sunflower	3455	94	123	20
Tallahatchie	1831	42	50	7
Tate	3524	88	80	19
Tippah	3027	68	119	13
Tishomingo	2384	70	102	27
Tunica	1132	27	18	2
Union	4313	79	131	23
Walthall	1446	48	69	13
Warren	4698	127	168	37
Washington	5559	139	190	39
Wayne	2754	43	72	11
Webster	1200	32	61	12
Wilkinson	771	32	25	5
Winston	2363	84	130	39
Yalobusha	1706	40	82	22
Yazoo	3376	74	147	20
<b>Total</b>	<b>339,954</b>	<b>7,529</b>	<b>10,615</b>	<b>1,996</b>

## Case Classifications

Mississippi investigates and reports both probable and confirmed cases and deaths according to the [CSTE case definition](#).

	Confirmed	Probable	Total
Cases	206,697	133,257	<b>339,954</b>
Deaths	5,193	2,336	<b>7,529</b>

Confirmed cases and deaths are generally determined by positive PCR tests, which detect the presence of ongoing coronavirus infection.

Probable cases are those who test positive by other testing methods such as antibody or antigen, and have recent symptoms consistent with COVID-19, indicating a recent infection.

Probable deaths are those individuals with a designation of COVID-19 as a cause of death on the death certificate, but where no confirmatory testing was performed.

---

## Mississippi COVID-19 Data Charts and Maps

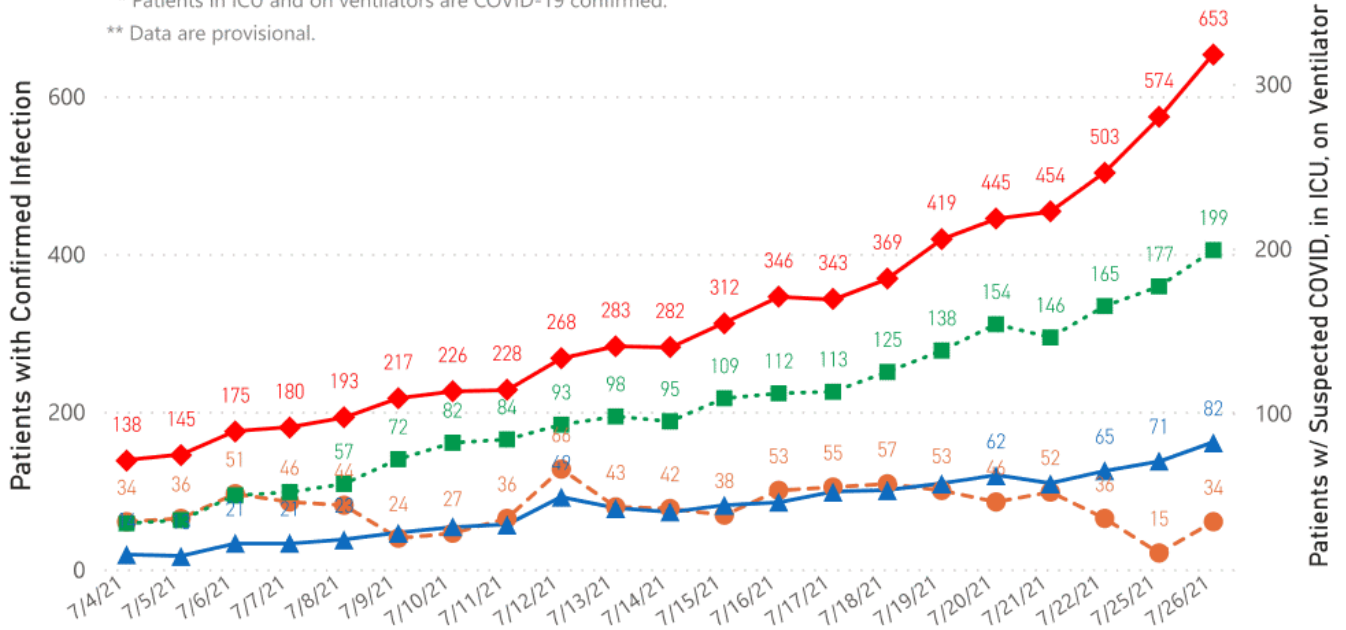
# Hospitalizations and Bed Availability

▶ [View interactive hospitalization charts](#)

## COVID-19 Hospitalizations Reported by MS Hospitals, 7/6/21 - 7/26/21 \*\*, \*\*

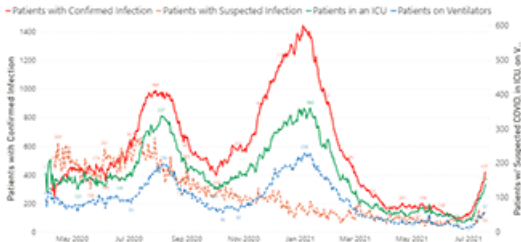
◆ Patients with Confirmed Infection ● Patients with Suspected Infection ■ Patients in an ICU ▲ Patients on Ventilators

\* Patients in ICU and on ventilators are COVID-19 confirmed.  
 \*\* Data are provisional.



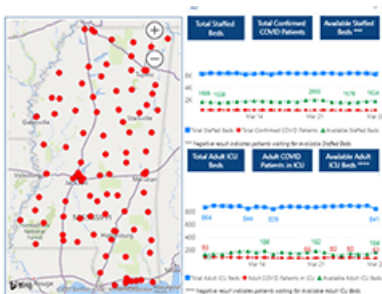
## Hospitalization Trend to Date

Updated weekly



## Hospital Bed Availability

Updated weekdays (interactive)



## Case and Incidence Maps

[View all interactive maps](#)

## Recent COVID-19 Activity

*Updated weekly*

The chart below shows counties according to COVID-19 incidence (cases by population) over the last two weeks. Also see [weekly county incidence tables](#)

### Mississippi COVID-19 Two-Week Cases\* Incidence Rate\*\* over 7/6/21 - 7/19/21

## Mississippi

Two-Week  
New Cases\*

**7817**

Two-Week Cases\* Incidence  
Rate Per 100,000

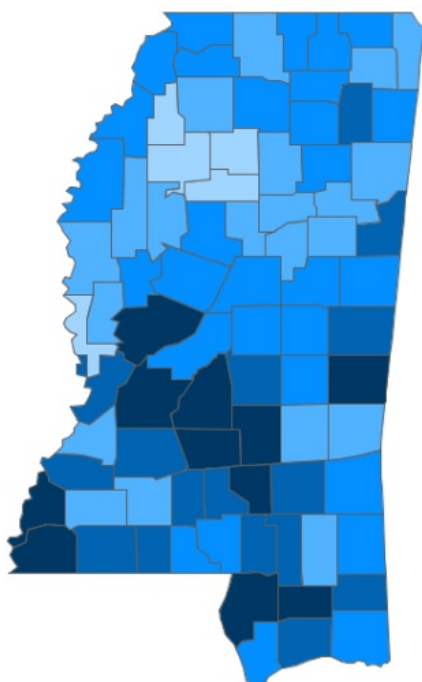
**262.7**

Total Cases\* through  
7/19/21

**331,807**

Percent Change

**2.4%**



● <80 ● 80 to 160 ● 160 to 240 ● 240 to 320 ● >320

County	Two-Week New Cases	Two-Week Cases Rate Per 100,000	Cases to Date	Percent Change
STONE	107	583.6	2,062	5.0%
HINDS	1316	567.6	22,670	6.0%
COVINGTON	92	493.7	2,806	3.0%
ADAMS	138	449.6	3,313	4.0%
YAZOO	113	380.6	3,298	4.0%
PEARL RIVER	210	378.1	4,896	4.0%
WILKINSON	32	370.8	735	5.0%
SMITH	59	370.7	1,752	3.0%

\* Cases based on **Event Date**. Event date is date of onset, date of collection, or date of report to MSDH; updated as cases are investigated.

\*\* Rate calculation is based on cumulative cases of past two weeks per 100,000 population.

## Cumulative COVID-19 Cases

Total cases and deaths by county since the start of the pandemic. Also see [weekly estimate of recoveries](#)

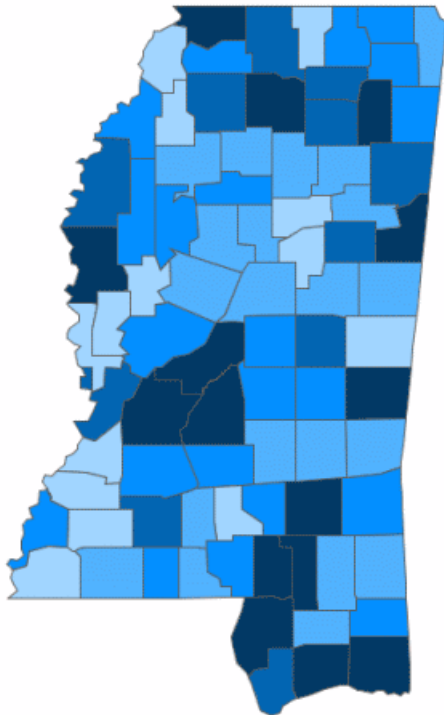


Mississippi COVID-19  
Cases and Deaths by Race with Ethnicity  
as of 3 pm CT, July 27, 2021

# Mississippi

Total Cases

**339,954**



● 1 to 1250 ● 1251 to 2500 ● 2501 to 3750 ● 3751 to 5000 ● >5000

	American Indian or Alaska Native	Asian	Black	White	Other	Unknown
Non Hispanic	1,286	1,289	93,523	134,357	3,397	2,825
Hispanic	68	45	485	2,185	3,969	802
Unknown Ethnicity	1,027	358	18,299	28,528	7,780	39,731

Total Deaths

**7,529**

	American Indian or Alaska Native	Asian	Black	White	Other	Unknown
Non Hispanic	93	14	2,600	3,475	46	19
Hispanic	1	1	9	33	25	2
Unknown Ethnicity	25	7	371	575	70	163

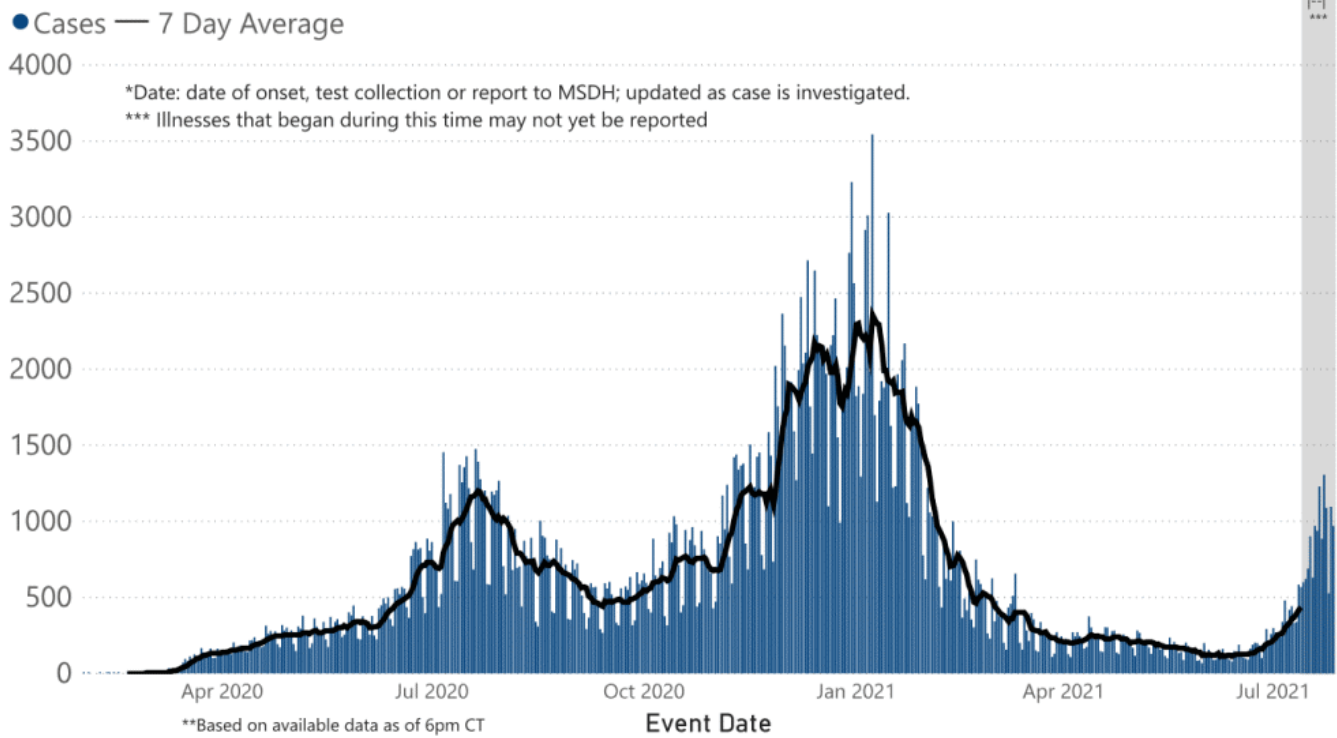
## Daily Statewide Data Charts

Updated Tuesday-Friday. Our state case map and other data charts are also available in interactive form.

▶ [View interactive epidemiological and surveillance charts](#)

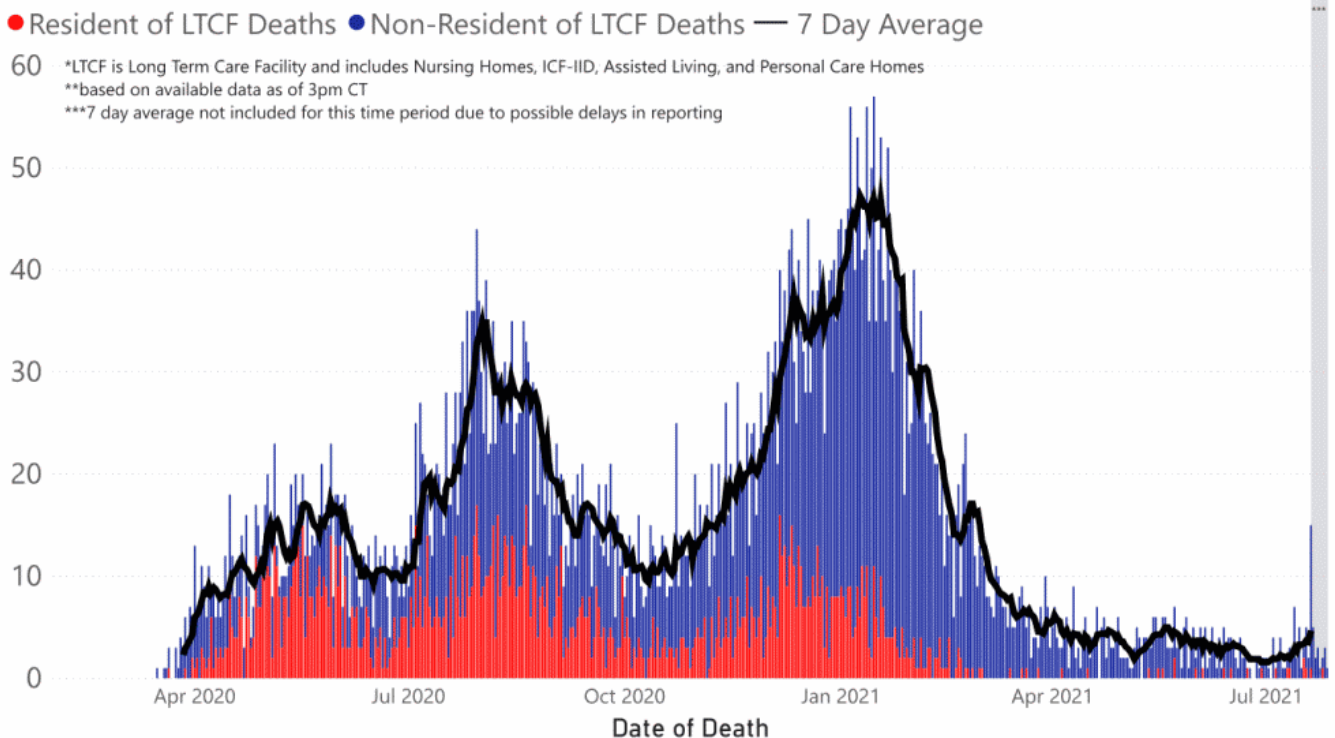
The charts below are based on available data at the time of publication. Charts do **not** include cases where insufficient details of the case are known.

## COVID-19 Cases by Date\* through July 27, 2021\*\*, Mississippi



**Note:** Values up to two weeks in the past on the chart of Cases by Date above can change as we update it with new information from disease investigation.

## COVID-19 LTCF\* and Non-LTCF Deaths by Date of Death through July 27, 2021\*\*, Mississippi



## Weekly Statewide Data Charts

Includes:

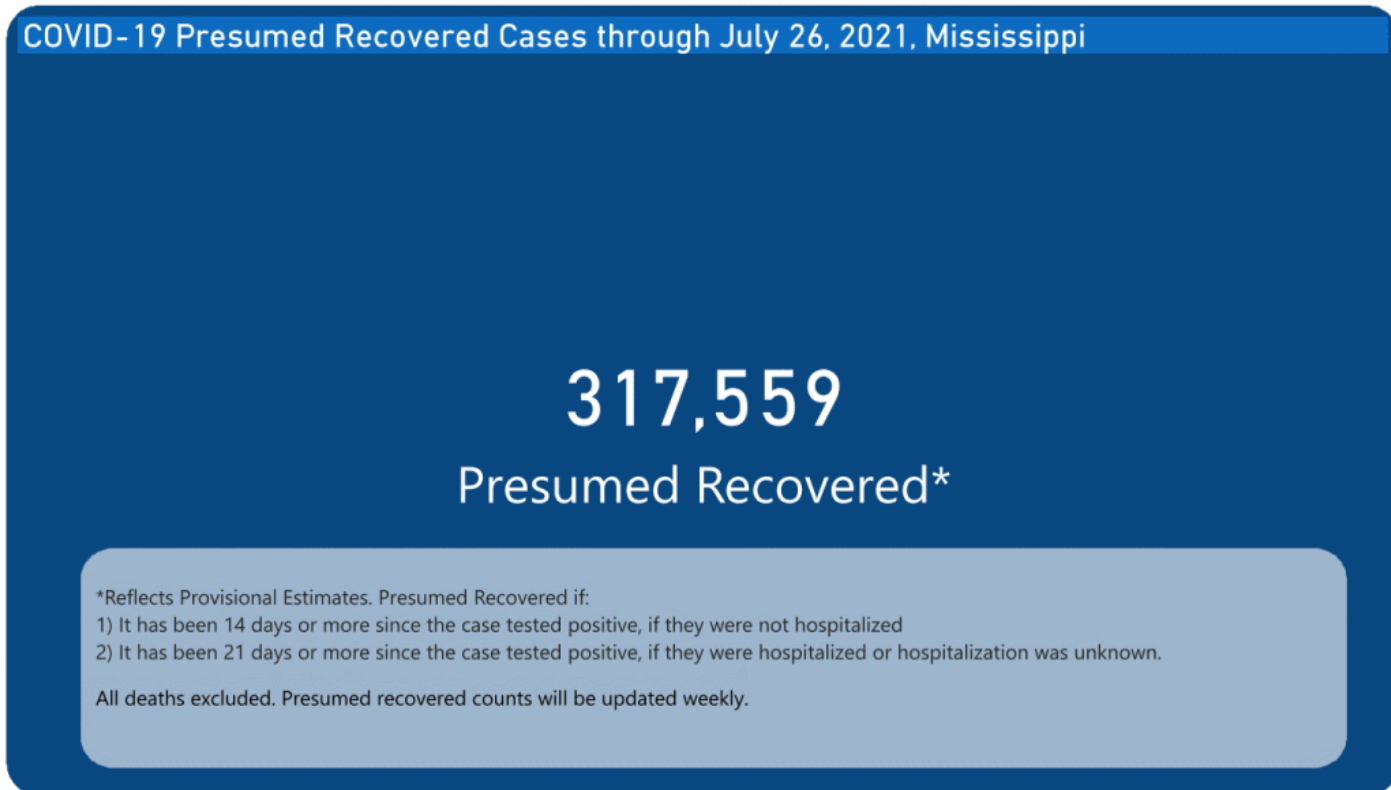
- Cases, deaths and hospitalizations, analyzed by age, race/ethnicity, gender and other factors

- MIS-C cases and deaths
- Counties with high COVID-19 cases and incidence
- Syndromic surveillance

▶ [All weekly charts](#)

## Estimated Recoveries

Presumed COVID-19 cases recovered, estimated weekly (does not include cases still under investigation).



## U.S. and World Cases

- ▶ [COVID-19 cases in the United States \(CDC\)](#)
- ▶ [U.S. COVID-19 Tracker \(CDC\)](#)
- ▶ [COVID-19 Global Case Map \(Johns Hopkins University\)](#)

## Prevention and Guidance for Individuals and the Community

- ▶ [Preventive steps to take, recommendations, guidance and general information on COVID-19](#)

Last reviewed on Mar 5,  
2020

[error on this](#)

[email page](#)

[print](#)

### *Related resources*

- ▶ [Free COVID-19 Testing and Local Testing Providers](#)
- ▶ [COVID-19 Guidance and Prevention for Individuals and the Community](#)

*More topics*

- ▶ [\[ Espanol, Tieng Viet, ASL \]](#)
- ▶ [County COVID-19 Data](#)
- ▶ [COVID-19 Data Reports](#)
- ▶ [Handouts and Posters](#)
- ▶ [Healthcare Professionals](#)
- ▶ [Interactive Maps and Charts](#)
- ▶ [Prevention and Safety Guidance](#)
- ▶ [School Cases and Outbreaks](#)
- ▶ [Testing for COVID-19](#)
- ▶ [Vaccination Against COVID-19](#)

Get COVID-19 e-mail updates daily with our free newsletter:



# Free COVID-19 Rapid Testing

Free testing open to the public

No symptoms required

No appointment needed

[Check our schedule of free testing locations statewide](#)

[FULL INFORMATION](#)

## AGENCY

- [About Us](#)
- [Administration](#)
- [Board of Health](#)
- [County Offices](#)
- [Institutional Review](#)
- [Jobs](#)
- [Locations](#)
- [Public Health Laboratory](#)
- [RFPs/Grants](#)

[More »](#)

- [Intranet](#)
- [OHIT+ER Service Center](#)
- [Webmail](#)

## INFORMATION

- [Apps](#)
- [Calendar of Events](#)
- [Contact Us](#)

Meetings  
Health Resources  
Hotlines  
Locations  
News  
Newsletter  
Phone Numbers  
Español

**I NEED A ...**

---

Birth Certificate  
Certificate of Need  
Children's Health Insurance  
Complaint Form  
Criminal History Check  
Death Certificate  
Divorce Record  
Food Permit  
Immunization Record  
J-1 Visa  
License Verification  
Marriage Record  
Professional License  
Public Records Request  
Wastewater Application

**PUBLICATIONS**

---

Annual Report  
CON Weekly Reports  
Health Facilities Directory  
Mississippi Morbidity Reports  
Public Health Report  
State Health Plan  
Strategic Plan

*More »*

Mississippi State Department of Health • 570 East Woodrow Wilson Dr • Jackson, MS 39216 • 866-HLTHY4U • Contact and information

