

Menu



Coronavirus Disease 2019 (COVID-19)

Updated July 29, 2021

As the delta variant spreads, the State Health Officer urges all Mississippians 12 and older to be vaccinated.

Masks should be worn by everyone in indoor public places, and those 65 and older or with a chronic medical condition should avoid large indoor gatherings. [Details »](#)

Vaccination, Safety and Testing

Stopping the spread →

- ▶ [Vaccinations](#)
- ▶ [Getting tested](#)
- ▶ [Personal protection](#)
- ▶ [Business and community](#)
- ▶ [Long-term care facilities](#)

[ALL GUIDANCE](#)

Current Cases and Statistics

County and state data →

- ▶ [Latest update](#)
- ▶ [Data reports](#)
- ▶ [Charts and maps](#)
- ▶ [Hospitalizations](#)
- ▶ [Lab testing](#)

[ALL STATISTICS](#)

Healthcare Professionals

Guidance and more →

- ▶ [Healthcare guidance](#)
- ▶ [Electronic reporting](#)
- ▶ [Vaccine providers](#)

- ▶ [Facilities guidance](#)
- ▶ [MS-HAN Alerts](#)

[ALL HEALTHCARE](#)

- ▶ **NEW:** [MSDH Guidance for Restaurants and Other Workplaces](#)

General Information

- ▶ Mississippi COVID-19 Hotline (7 days a week, 7 a.m.–7 p.m.): **877-978-6453**
- ▶ Homebound persons: For assistance with COVID-19 vaccination, send e-mail to COVIDHomebound@msdh.ms.gov
- ▶ [COVID-19 overview, questions and answers, and resources in other languages](#)

COVID-19 in Mississippi

New Cases and Deaths as of July 28

NEW CASES

1,908

New COVID-19 positive test results reported to MSDH as of 3 p.m. yesterday.

TOTAL MISSISSIPPI CASES

341,862

- ▶ [Totals by county](#)

NEW DEATHS

4

New COVID-19 related deaths identified by MSDH as of 3 p.m. yesterday.

One death occurred on July 27 in the county below:

- ▶ [County list](#)

Three deaths occurred between June 27 and July 21, identified from death certificate reports.

- ▶ [County list](#)

TOTAL MISSISSIPPI DEATHS

7,533

▶ [Totals by county](#)

LTC OUTBREAKS

103

Current outbreaks in long-term care (LTC) facilities only. (See [LTC facility outbreak definition](#).)

▶ [LTC cases by county](#)

About our case counts: We currently update our case totals each weekday based on test results reported to MSDH from the previous day (or weekend). Multiple positive tests for the same individual are counted only once. County case numbers and deaths may change as investigation finds new or additional information.

COVID-19 Data Reports

▶ [Variants](#) PDF

New format for this report. Selected COVID-19 variants identified over time, determined from a sampling of COVID-19 cases since January 2021. Updated weekly

▶ [Vaccinations](#)

COVID-19 vaccinations administered in Mississippi, as reported to MSDH by vaccination providers

▶ [Deaths by cause](#)

Deaths from COVID-19 pneumonia/influenza, and heart disease; updated weekly

▶ [Long-term care facilities](#)

LTC and residential care facility cases and deaths reported to MSDH by facilities

▶ [Nursing homes](#)

Ongoing outbreaks and other data from the Centers for Medicare and Medicaid (CMS)

▶ [Schools 2020-2021](#)

Weekly COVID-19 cases, outbreaks and exposure reported by Mississippi K-12 schools through May 2021.

▶ [County totals](#)

Total COVID-19 cases and deaths by county, race and ethnicity; updated weekdays

▶ [County snapshots](#)

Weekly COVID-19 summaries for each Mississippi county

▶ [Counties by incidence](#)

Counties ranked by weekly cases and incidence

▶ [Laboratory testing](#)

Totals by test type from all Mississippi testing providers

Cumulative Cases and Deaths by County

Totals of all reported COVID-19 cases, including those in long-term care (LTC) facilities.

The numbers in this table are provisional. County case and deaths totals may change as investigation finds new or additional information.

County	Total Cases	Total Deaths	Total LTC Facility Cases	Total LTC Facility Deaths
Adams	3405	88	83	17
Alcorn	3495	74	130	20
Amite	1369	43	57	9
Attala	2259	73	178	36
Benton	1062	25	46	10
Bolivar	4949	134	236	33
Calhoun	1812	32	36	6
Carroll	1259	31	51	10
Chickasaw	2187	60	60	15
Choctaw	823	19	2	0
Claiborne	1050	31	45	9
Clarke	1862	80	123	31
Clay	1967	54	39	5
Coahoma	3133	85	129	12
Copiah	3234	68	90	11
Covington	2918	83	139	39
De Soto	23180	283	113	24
Forrest	8621	159	252	53
Franklin	877	23	40	4
George	2705	51	59	8
Greene	1397	34	53	6
Grenada	2688	88	154	32
Hancock	4237	88	70	14
Harrison	20365	329	494	72
Hinds	23783	441	813	132
Holmes	1992	74	104	20
Humphreys	1001	33	34	9
Issaquena	173	6	0	0
Itawamba	3141	80	135	24
Jackson	15087	251	244	35
Jasper	2295	48	44	2
Total	341,862	7,533	10,625	1,996

County	Total Cases	Total Deaths	Total LTC Facility Cases	Total LTC Facility Deaths
Jefferson	711	28	41	7
Jefferson Davis	1162	34	9	1
Jones	8969	169	223	42
Kemper	1023	29	44	9
Lafayette	6535	124	187	55
Lamar	6962	89	54	12
Lauderdale	7839	243	452	101
Lawrence	1416	26	27	2
Leake	2846	75	92	16
Lee	10674	179	222	42
Leflore	3619	125	236	52
Lincoln	4171	116	198	40
Lowndes	7016	151	260	63
Madison	10917	227	393	70
Marion	2836	81	158	24
Marshall	4691	106	65	15
Monroe	4322	137	190	55
Montgomery	1322	44	54	9
Neshoba	4268	181	207	59
Newton	2615	64	87	15
Noxubee	1348	35	35	6
Oktibbeha	4916	98	222	36
Panola	4766	112	104	15
Pearl River	5141	152	193	39
Perry	1332	38	22	8
Pike	3650	113	135	37
Pontotoc	4462	73	86	13
Prentiss	2978	63	99	15
Quitman	846	19	0	0
Rankin	15307	290	436	63
Scott	3401	76	114	18
Sharkey	516	18	45	8
Total	341,862	7,533	10,625	1,996

County	Total Cases	Total Deaths	Total LTC Facility Cases	Total LTC Facility Deaths
Simpson	3220	90	160	20
Smith	1789	35	68	8
Stone	2253	37	85	14
Sunflower	3471	94	123	20
Tallahatchie	1837	42	50	7
Tate	3528	88	80	19
Tippah	3047	68	119	13
Tishomingo	2393	70	102	27
Tunica	1134	27	18	2
Union	4325	79	131	23
Walthall	1453	48	69	13
Warren	4709	127	168	37
Washington	5589	139	190	39
Wayne	2761	43	72	11
Webster	1210	32	61	12
Wilkinson	777	32	25	5
Winston	2365	84	130	39
Yalobusha	1713	40	82	22
Yazoo	3385	75	149	20
Total	341,862	7,533	10,625	1,996

Case Classifications

Mississippi investigates and reports both probable and confirmed cases and deaths according to the [CSTE case definition](#).

	Confirmed	Probable	Total
Cases	207,768	134,094	341,862
Deaths	5,197	2,336	7,533

Confirmed cases and deaths are generally determined by positive PCR tests, which detect the presence of ongoing coronavirus infection.

Probable cases are those who test positive by other testing methods such as antibody or antigen, and have recent symptoms consistent with COVID-19, indicating a recent infection.

Probable deaths are those individuals with a designation of COVID-19 as a cause of death on the death certificate, but where no confirmatory testing was performed.

Hospitalizations and Bed Availability

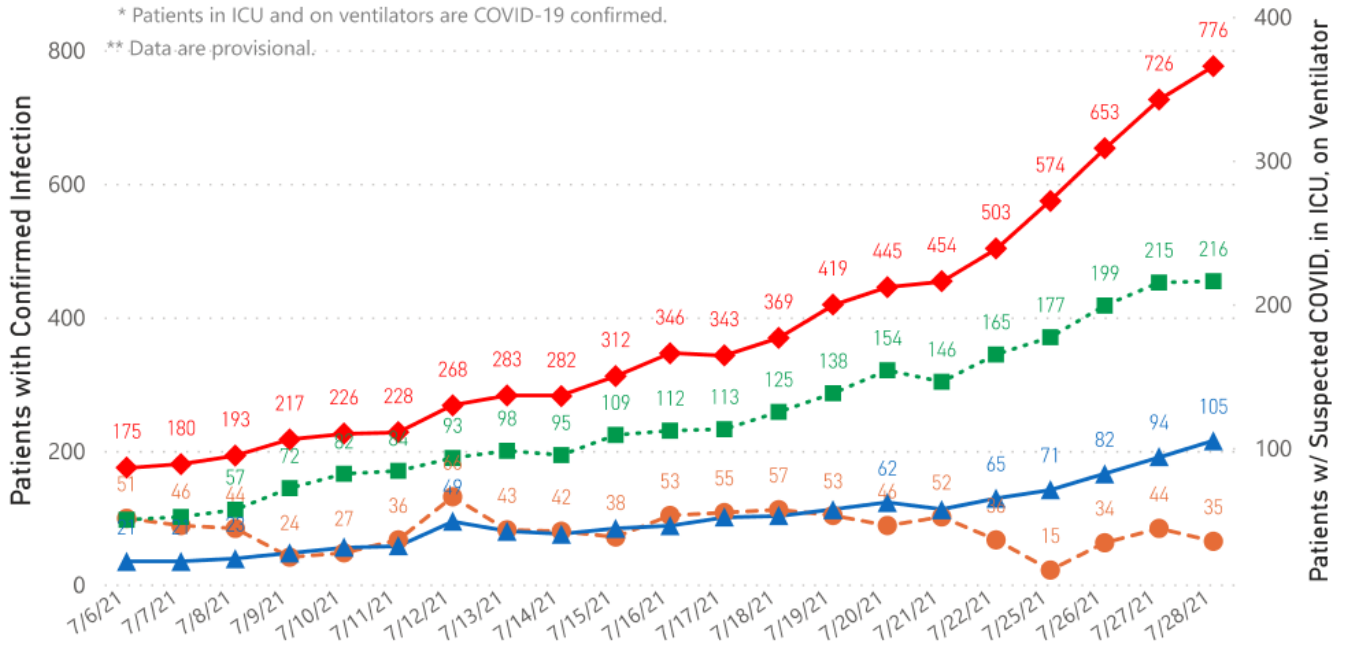
[View interactive hospitalization charts](#)

COVID-19 Hospitalizations Reported by MS Hospitals, 7/8/21 - 7/28/21 **, **

◆ Patients with Confirmed Infection ● Patients with Suspected Infection ■ Patients in an ICU ▲ Patients on Ventilators

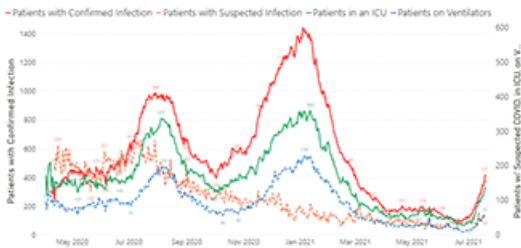
* Patients in ICU and on ventilators are COVID-19 confirmed.

** Data are provisional.



Hospitalization Trend to Date

Updated weekly



Hospital Bed Availability

Updated weekdays (interactive)



Case and Incidence Maps

[View all interactive maps](#)

Recent COVID-19 Activity

Updated weekly

The chart below shows counties according to COVID-19 incidence (cases by population) over the last two weeks. Also see [weekly county incidence tables](#)

Mississippi COVID-19 Two-Week Cases* Incidence Rate** over 7/6/21 - 7/19/21

Mississippi

Two-Week
New Cases*

7817

Two-Week Cases* Incidence
Rate Per 100,000

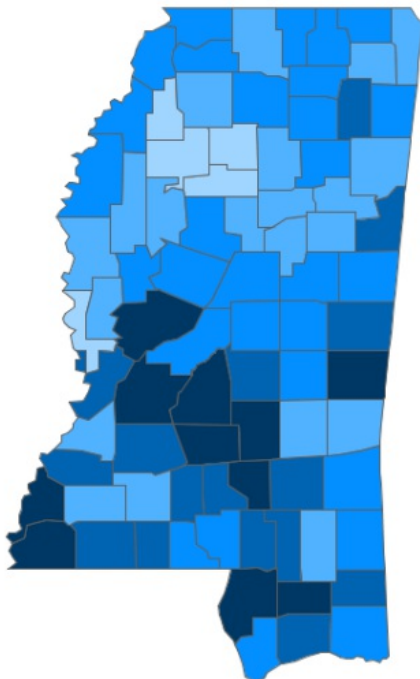
262.7

Total Cases* through
7/19/21

331,807

Percent Change

2.4%



● <80 ● 80 to 160 ● 160 to 240 ● 240 to 320 ● >320

County	Two-Week New Cases	Two-Week Cases Rate Per 100,000	Cases to Date	Percent Change
STONE	107	583.6	2,062	5.0%
HINDS	1316	567.6	22,670	6.0%
COVINGTON	92	493.7	2,806	3.0%
ADAMS	138	449.6	3,313	4.0%
YAZOO	113	380.6	3,298	4.0%
PEARL RIVER	210	378.1	4,896	4.0%
WILKINSON	32	370.8	735	5.0%
SMITH	59	370.7	1,752	3.0%

* Cases based on **Event Date**. Event date is date of onset, date of collection, or date of report to MSDH; updated as cases are investigated.

** Rate calculation is based on cumulative cases of past two weeks per 100,000 population.

Cumulative COVID-19 Cases

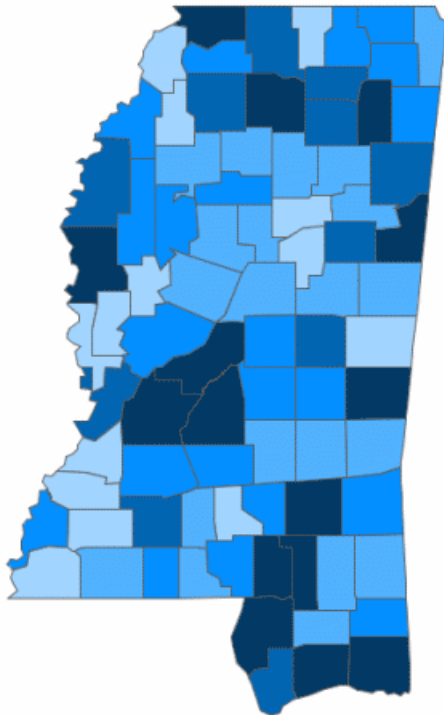
Total cases and deaths by county since the start of the pandemic. Also see [weekly estimate of recoveries](#)

Mississippi COVID-19
Cases and Deaths by Race with Ethnicity
as of 3 pm CT, July 28, 2021

Mississippi

Total Cases

341,862



● 1 to 1250 ● 1251 to 2500 ● 2501 to 3750 ● 3751 to 5000 ● >5000

	American Indian or Alaska Native	Asian	Black	White	Other	Unknown
Non Hispanic	1,289	1,292	94,032	135,298	3,415	2,844
Hispanic	68	45	486	2,191	3,992	805
Unknown Ethnicity	1,031	361	18,357	28,666	7,815	39,875

Total Deaths

7,533

	American Indian or Alaska Native	Asian	Black	White	Other	Unknown
Non Hispanic	93	14	2,601	3,478	46	19
Hispanic	1	1	9	33	25	2
Unknown Ethnicity	25	7	371	575	70	163

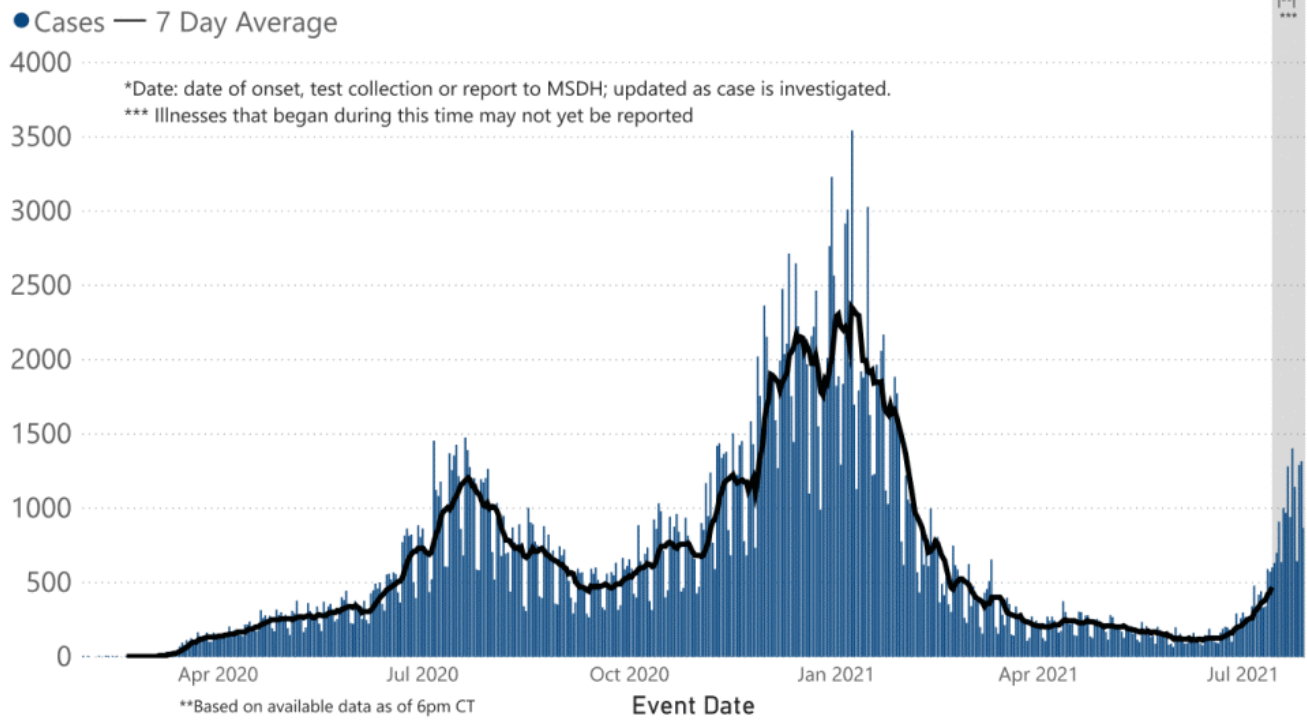
Daily Statewide Data Charts

Updated Tuesday-Friday. Our state case map and other data charts are also available in interactive form.

▶ [View interactive epidemiological and surveillance charts](#)

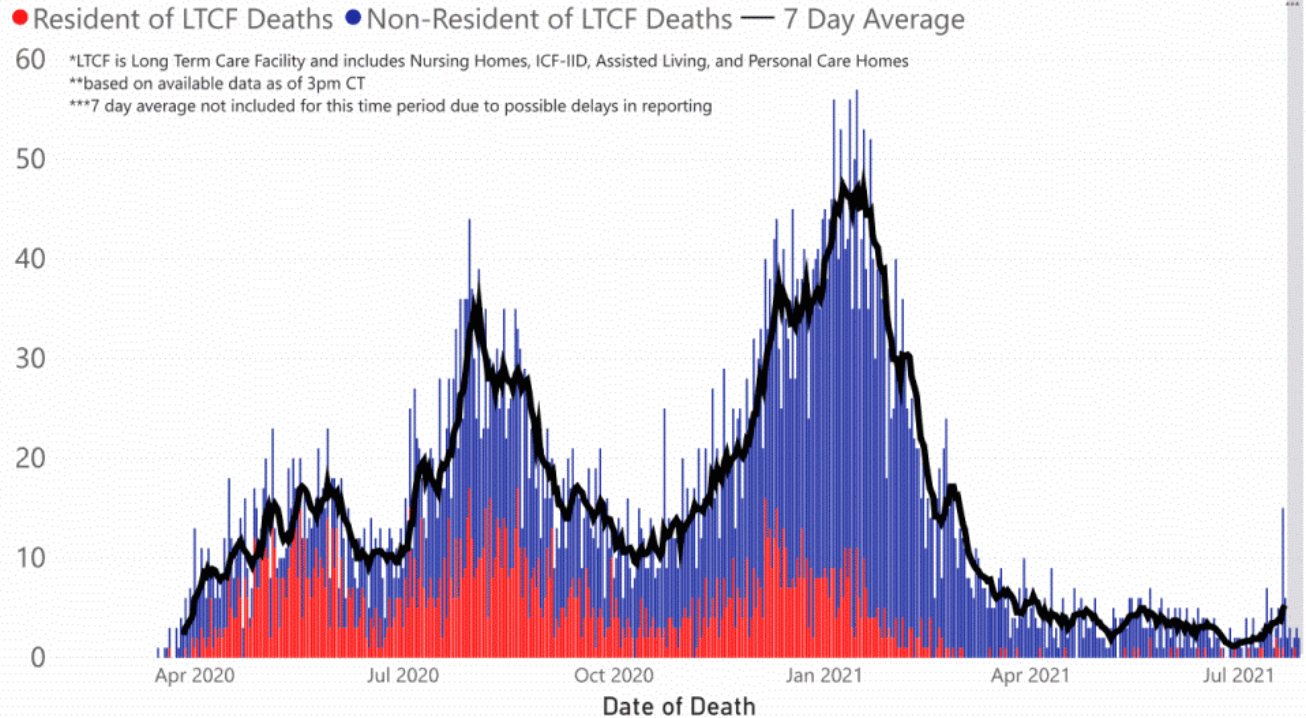
The charts below are based on available data at the time of publication. Charts do **not** include cases where insufficient details of the case are known.

COVID-19 Cases by Date* through July 28, 2021**, Mississippi



Note: Values up to two weeks in the past on the chart of Cases by Date above can change as we update it with new information from disease investigation.

COVID-19 LTCF* and Non-LTCF Deaths by Date of Death through July 28, 2021**, Mississippi



Weekly Statewide Data Charts

Includes:

- Cases, deaths and hospitalizations, analyzed by age, race/ethnicity, gender and other factors

- MIS-C cases and deaths
- Counties with high COVID-19 cases and incidence
- Syndromic surveillance

▶ [All weekly charts](#)

Estimated Recoveries

Presumed COVID-19 cases recovered, estimated weekly (does not include cases still under investigation).

COVID-19 Presumed Recovered Cases through July 26, 2021, Mississippi

317,559
Presumed Recovered*

*Reflects Provisional Estimates. Presumed Recovered if:

- 1) It has been 14 days or more since the case tested positive, if they were not hospitalized
- 2) It has been 21 days or more since the case tested positive, if they were hospitalized or hospitalization was unknown.

All deaths excluded. Presumed recovered counts will be updated weekly.

U.S. and World Cases

- ▶ [COVID-19 cases in the United States \(CDC\)](#)
- ▶ [U.S. COVID-19 Tracker \(CDC\)](#)
- ▶ [COVID-19 Global Case Map \(Johns Hopkins University\)](#)

Prevention and Guidance for Individuals and the Community

- ▶ [Preventive steps to take, recommendations, guidance and general information on COVID-19](#)

Last reviewed on Mar 5,
2020

[error on this](#)

[email page](#)

[print](#)

Related resources

- ▶ [Free COVID-19 Testing and Local Testing Providers](#)
- ▶ [COVID-19 Guidance and Prevention for Individuals and the Community](#)

More topics

- ▶ [Espanol, Tieng Viet, ASL]
- ▶ County COVID-19 Data
- ▶ COVID-19 Data Reports
- ▶ Handouts and Posters
- ▶ Healthcare Professionals
- ▶ Interactive Maps and Charts
- ▶ Prevention and Safety Guidance
- ▶ School Cases and Outbreaks
- ▶ Testing for COVID-19
- ▶ Vaccination Against COVID-19

Get COVID-19 e-mail updates daily with our free newsletter:



The advertisement features a laptop on the left with a person's hands typing on the keyboard. The laptop screen displays the text "Visit us remotely!" in blue, a green brushstroke underline, and the "MISSISSIPPI WIC Women, Infants and Children" logo. To the right of the laptop, the text reads: "Stay home - Call in!" in bold black, "You can hold your WIC appointment by **phone** or on your **computer**." in black, and "Set up yours today!" in bold red, with "Call your local WIC center" in a smaller font below it.

AGENCY

- About Us
- Administration
- Board of Health
- County Offices
- Institutional Review
- Jobs
- Locations
- Public Health Laboratory
- RFPs/Grants

More »

- Intranet
- OHIT+ER Service Center
- Webmail

INFORMATION

- Apps
- Calendar of Events
- Contact Us

Meetings
Health Resources
Hotlines
Locations
News
Newsletter
Phone Numbers
Español

I NEED A ...

Birth Certificate
Certificate of Need
Children's Health Insurance
Complaint Form
Criminal History Check
Death Certificate
Divorce Record
Food Permit
Immunization Record
J-1 Visa
License Verification
Marriage Record
Professional License
Public Records Request
Wastewater Application

PUBLICATIONS

Annual Report
CON Weekly Reports
Health Facilities Directory
Mississippi Morbidity Reports
Public Health Report
State Health Plan
Strategic Plan

More »

Mississippi State Department of Health • 570 East Woodrow Wilson Dr • Jackson, MS 39216 • 866-HLTHY4U • Contact and information

