



Coronavirus Disease 2019 (COVID-19)

Updated July 30, 2021

As the delta variant spreads, the State Health Officer urges all Mississippians 12 and older to be vaccinated.

Masks should be worn by everyone in indoor public places, and those 65 and older or with a chronic medical condition should avoid large indoor gatherings. [Details »](#)

Vaccination, Safety and Testing

Stopping the spread →

- ▶ [Vaccinations](#)
- ▶ [Getting tested](#)
- ▶ [Personal protection](#)
- ▶ [Business and community](#)
- ▶ [Long-term care facilities](#)

[ALL GUIDANCE](#)

Current Cases and Statistics

County and state data →

- ▶ [Latest update](#)
- ▶ [Data reports](#)
- ▶ [Charts and maps](#)
- ▶ [Hospitalizations](#)
- ▶ [Lab testing](#)

[ALL STATISTICS](#)

Healthcare Professionals

Guidance and more →

- ▶ [Healthcare guidance](#)
- ▶ [Electronic reporting](#)
- ▶ [Vaccine providers](#)

- ▶ [Facilities guidance](#)
- ▶ [MS-HAN Alerts](#)

[ALL HEALTHCARE](#)

- ▶ **NEW:** [MSDH Guidance for Restaurants and Other Workplaces](#)

General Information

- ▶ Mississippi COVID-19 Hotline (7 days a week, 7 a.m.–7 p.m.): **877-978-6453**
- ▶ Homebound persons: For assistance with COVID-19 vaccination, send e-mail to COVIDHomebound@msdh.ms.gov
- ▶ [COVID-19 overview, questions and answers, and resources in other languages](#)

COVID-19 in Mississippi

New Cases and Deaths as of July 29

NEW CASES

1,643

New COVID-19 positive test results reported to MSDH as of 3 p.m. yesterday.

TOTAL MISSISSIPPI CASES

343,505

- ▶ [Totals by county](#)

NEW DEATHS

10

New COVID-19 related deaths identified by MSDH as of 3 p.m. yesterday.

Six deaths occurred between July 28 and July 29 in the counties below:

- ▶ [County list](#)

Four deaths occurred between July 18 and July 21, identified from death certificate reports.

- ▶ [County list](#)

TOTAL MISSISSIPPI DEATHS

7,543

▶ [Totals by county](#)

LTC OUTBREAKS

108

Current outbreaks in long-term care (LTC) facilities only. (See [LTC facility outbreak definition](#).)

▶ [LTC cases by county](#)

About our case counts: We currently update our case totals each weekday based on test results reported to MSDH from the previous day (or weekend). Multiple positive tests for the same individual are counted only once. County case numbers and deaths may change as investigation finds new or additional information.

COVID-19 Data Reports

▶ [Variants](#) PDF

New format for this report. Selected COVID-19 variants identified over time, determined from a sampling of COVID-19 cases since January 2021. Updated weekly

▶ [Vaccinations](#)

COVID-19 vaccinations administered in Mississippi, as reported to MSDH by vaccination providers

▶ [Deaths by cause](#)

Deaths from COVID-19 pneumonia/influenza, and heart disease; updated weekly

▶ [Long-term care facilities](#)

LTC and residential care facility cases and deaths reported to MSDH by facilities

▶ [Nursing homes](#)

Ongoing outbreaks and other data from the Centers for Medicare and Medicaid (CMS)

▶ [Schools 2020-2021](#)

Weekly COVID-19 cases, outbreaks and exposure reported by Mississippi K-12 schools through May 2021.

▶ [County totals](#)

Total COVID-19 cases and deaths by county, race and ethnicity; updated weekdays

▶ [County snapshots](#)

Weekly COVID-19 summaries for each Mississippi county

▶ [Counties by incidence](#)

Counties ranked by weekly cases and incidence

▶ [Laboratory testing](#)

Totals by test type from all Mississippi testing providers

Cumulative Cases and Deaths by County

Totals of all reported COVID-19 cases, including those in long-term care (LTC) facilities.

The numbers in this table are provisional. County case and deaths totals may change as investigation finds new or additional information.

County	Total Cases	Total Deaths	Total LTC Facility Cases	Total LTC Facility Deaths
Adams	3409	88	83	17
Alcorn	3509	74	130	20
Amite	1375	43	57	9
Attala	2263	73	178	36
Benton	1067	25	46	10
Bolivar	4954	134	236	33
Calhoun	1813	32	36	6
Carroll	1264	31	51	10
Chickasaw	2190	60	60	15
Choctaw	826	19	2	0
Claiborne	1053	31	45	9
Clarke	1868	80	123	31
Clay	1976	54	39	5
Coahoma	3140	85	129	12
Copiah	3249	68	94	11
Covington	2934	84	139	39
De Soto	23229	283	113	24
Forrest	8723	159	256	53
Franklin	879	23	40	4
George	2722	51	60	8
Greene	1401	34	53	6
Grenada	2694	88	154	32
Hancock	4280	88	70	14
Harrison	20527	329	496	72
Hinds	23932	444	813	132
Holmes	2001	74	104	20
Humphreys	1001	33	34	9
Issaquena	173	6	0	0
Itawamba	3146	80	135	24
Jackson	15232	252	244	35
Jasper	2306	48	44	2
Total	343,505	7,543	10,645	1,996

County	Total Cases	Total Deaths	Total LTC Facility Cases	Total LTC Facility Deaths
Jefferson	713	28	41	7
Jefferson Davis	1167	34	9	1
Jones	9047	169	223	42
Kemper	1024	29	44	9
Lafayette	6548	124	187	55
Lamar	7029	89	54	12
Lauderdale	7884	244	452	101
Lawrence	1428	26	27	2
Leake	2854	75	92	16
Lee	10719	179	222	42
Leflore	3627	125	236	52
Lincoln	4176	116	198	40
Lowndes	7054	151	260	63
Madison	10959	227	393	70
Marion	2841	81	158	24
Marshall	4701	106	65	15
Monroe	4330	137	190	55
Montgomery	1330	44	54	9
Neshoba	4281	181	207	59
Newton	2623	64	87	15
Noxubee	1352	35	35	6
Oktibbeha	4943	98	222	36
Panola	4771	112	104	15
Pearl River	5196	152	193	39
Perry	1335	38	23	8
Pike	3667	113	135	37
Pontotoc	4477	73	86	13
Prentiss	2988	63	99	15
Quitman	847	19	0	0
Rankin	15411	291	442	63
Scott	3411	76	116	18
Sharkey	516	18	45	8
Total	343,505	7,543	10,645	1,996

County	Total Cases	Total Deaths	Total LTC Facility Cases	Total LTC Facility Deaths
Simpson	3228	91	160	20
Smith	1792	35	68	8
Stone	2296	37	85	14
Sunflower	3476	94	123	20
Tallahatchie	1837	42	50	7
Tate	3533	88	80	19
Tippah	3065	68	119	13
Tishomingo	2397	70	102	27
Tunica	1142	27	18	2
Union	4332	79	131	23
Walthall	1457	48	69	13
Warren	4728	128	168	37
Washington	5595	139	190	39
Wayne	2775	43	72	11
Webster	1212	32	61	12
Wilkinson	780	32	25	5
Winston	2367	84	130	39
Yalobusha	1715	40	82	22
Yazoo	3393	76	149	20
Total	343,505	7,543	10,645	1,996

Case Classifications

Mississippi investigates and reports both probable and confirmed cases and deaths according to the [CSTE case definition](#).

	Confirmed	Probable	Total
Cases	208,707	134,798	343,505
Deaths	5,206	2,337	7,543

Confirmed cases and deaths are generally determined by positive PCR tests, which detect the presence of ongoing coronavirus infection.

Probable cases are those who test positive by other testing methods such as antibody or antigen, and have recent symptoms consistent with COVID-19, indicating a recent infection.

Probable deaths are those individuals with a designation of COVID-19 as a cause of death on the death certificate, but where no confirmatory testing was performed.

Hospitalizations and Bed Availability

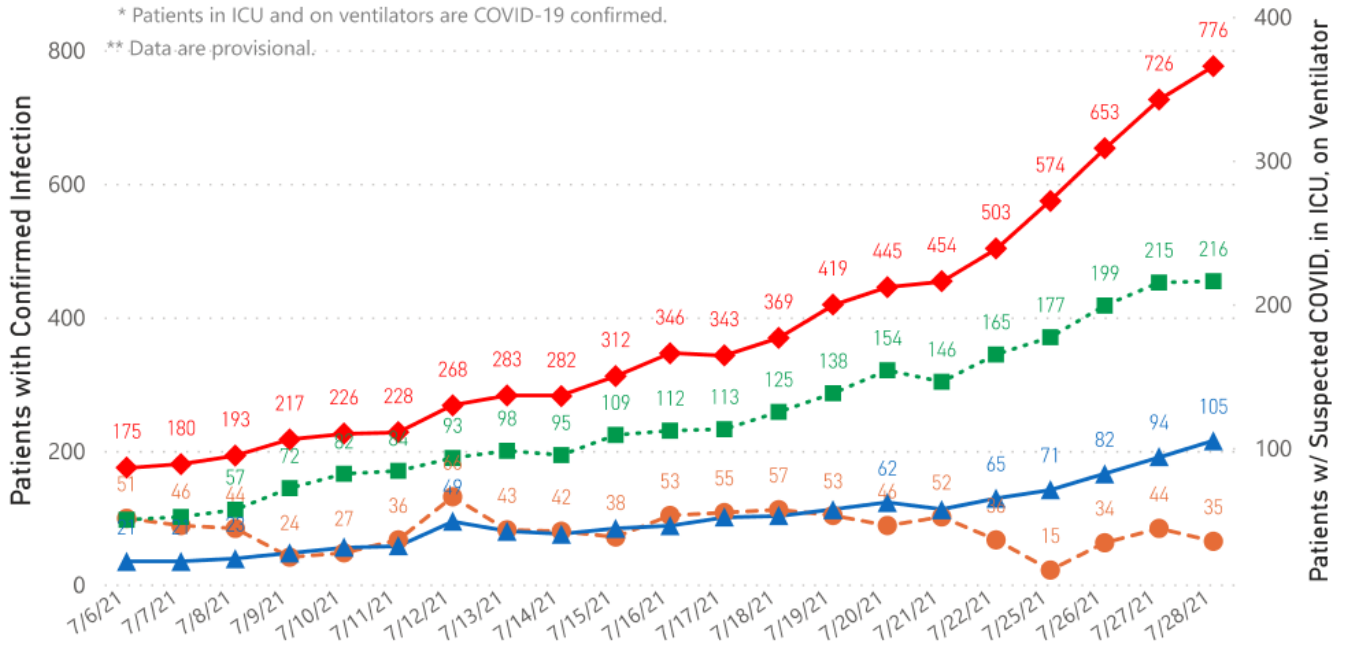
[View interactive hospitalization charts](#)

COVID-19 Hospitalizations Reported by MS Hospitals, 7/8/21 - 7/28/21 **, **

◆ Patients with Confirmed Infection ● Patients with Suspected Infection ■ Patients in an ICU ▲ Patients on Ventilators

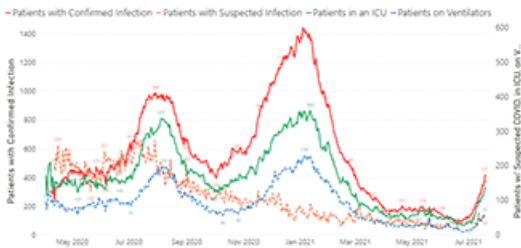
* Patients in ICU and on ventilators are COVID-19 confirmed.

** Data are provisional.



Hospitalization Trend to Date

Updated weekly



Hospital Bed Availability

Updated weekdays (interactive)



Case and Incidence Maps

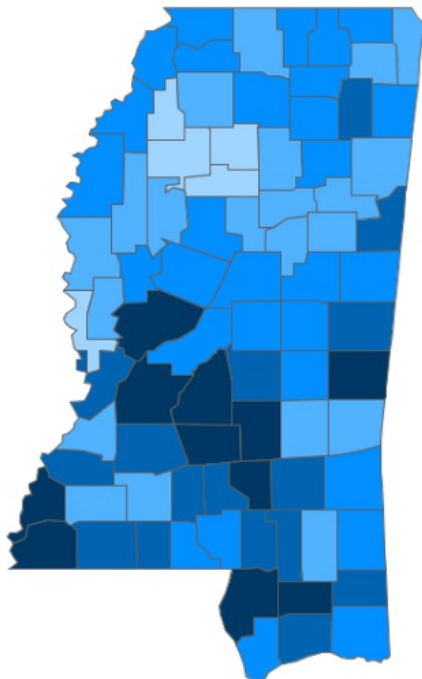
[View all interactive maps](#)

Recent COVID-19 Activity

Updated weekly

The chart below shows counties according to COVID-19 incidence (cases by population) over the last two weeks. Also see [weekly county incidence tables](#)

Mississippi COVID-19 Two-Week Cases* Incidence Rate** over 7/6/21 - 7/19/21



● <80 ● 80 to 160 ● 160 to 240 ● 240 to 320 ● >320

Mississippi

Two-Week
New Cases*

7817

Total Cases* through
7/19/21

331,807

Two-Week Cases* Incidence
Rate Per 100,000

262.7

Percent Change

2.4%

County	Two-Week New Cases	Two-Week Cases Rate Per 100,000	Cases to Date	Percent Change
STONE	107	583.6	2,062	5.0%
HINDS	1316	567.6	22,670	6.0%
COVINGTON	92	493.7	2,806	3.0%
ADAMS	138	449.6	3,313	4.0%
YAZOO	113	380.6	3,298	4.0%
PEARL RIVER	210	378.1	4,896	4.0%
WILKINSON	32	370.8	735	5.0%
SMITH	59	370.7	1,752	3.0%

* Cases based on **Event Date**. Event date is date of onset, date of collection, or date of report to MSDH; updated as cases are investigated.

** Rate calculation is based on cumulative cases of past two weeks per 100,000 population.

Cumulative COVID-19 Cases

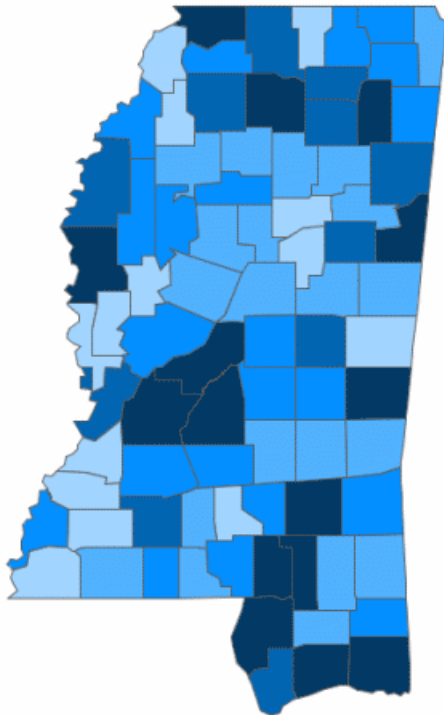
Total cases and deaths by county since the start of the pandemic. Also see [weekly estimate of recoveries](#)

Mississippi COVID-19
Cases and Deaths by Race with Ethnicity
as of 3 pm CT, July 28, 2021

Mississippi

Total Cases

341,862



● 1 to 1250 ● 1251 to 2500 ● 2501 to 3750 ● 3751 to 5000 ● >5000

	American Indian or Alaska Native	Asian	Black	White	Other	Unknown
Non Hispanic	1,289	1,292	94,032	135,298	3,415	2,844
Hispanic	68	45	486	2,191	3,992	805
Unknown Ethnicity	1,031	361	18,357	28,666	7,815	39,875

Total Deaths

7,533

	American Indian or Alaska Native	Asian	Black	White	Other	Unknown
Non Hispanic	93	14	2,601	3,478	46	19
Hispanic	1	1	9	33	25	2
Unknown Ethnicity	25	7	371	575	70	163

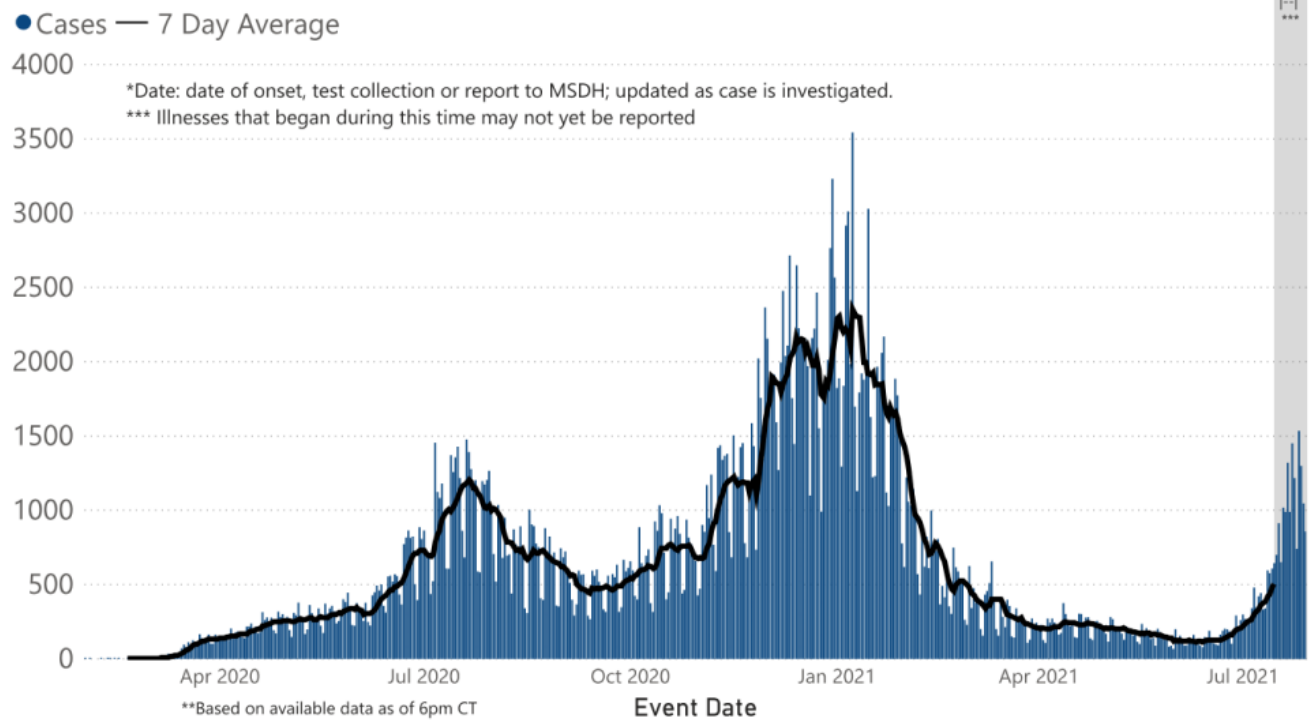
Daily Statewide Data Charts

Updated Tuesday-Friday. Our state case map and other data charts are also available in interactive form.

▶ [View interactive epidemiological and surveillance charts](#)

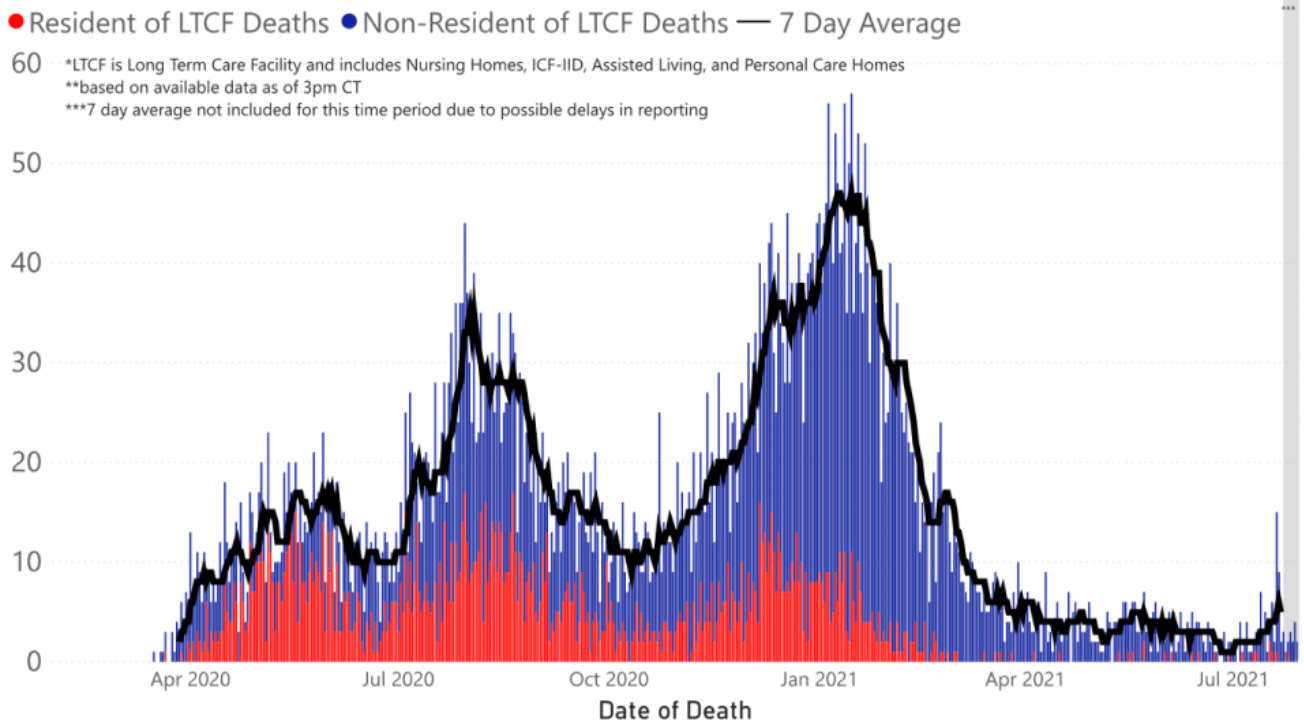
The charts below are based on available data at the time of publication. Charts do **not** include cases where insufficient details of the case are known.

COVID-19 Cases by Date* through July 29, 2021**, Mississippi



Note: Values up to two weeks in the past on the chart of Cases by Date above can change as we update it with new information from disease investigation.

COVID-19 LTCF* and Non-LTCF Deaths by Date of Death through July 29, 2021**, Mississippi



Weekly Statewide Data Charts

Includes:

- Cases, deaths and hospitalizations, analyzed by age, race/ethnicity, gender and other factors

- MIS-C cases and deaths
- Counties with high COVID-19 cases and incidence
- Syndromic surveillance

▶ [All weekly charts](#)

Estimated Recoveries

Presumed COVID-19 cases recovered, estimated weekly (does not include cases still under investigation).

COVID-19 Presumed Recovered Cases through July 26, 2021, Mississippi

317,559
Presumed Recovered*

*Reflects Provisional Estimates. Presumed Recovered if:

- 1) It has been 14 days or more since the case tested positive, if they were not hospitalized
- 2) It has been 21 days or more since the case tested positive, if they were hospitalized or hospitalization was unknown.

All deaths excluded. Presumed recovered counts will be updated weekly.

U.S. and World Cases

- ▶ [COVID-19 cases in the United States \(CDC\)](#)
- ▶ [U.S. COVID-19 Tracker \(CDC\)](#)
- ▶ [COVID-19 Global Case Map \(Johns Hopkins University\)](#)

Prevention and Guidance for Individuals and the Community

- ▶ [Preventive steps to take, recommendations, guidance and general information on COVID-19](#)

Last reviewed on Mar 5,
2020

[error on this](#)

[email page](#)

[print](#)

Related resources

- ▶ [Free COVID-19 Testing and Local Testing Providers](#)
- ▶ [COVID-19 Guidance and Prevention for Individuals and the Community](#)

More topics

- ▶ [\[Espanol, Tieng Viet, ASL \]](#)
- ▶ [County COVID-19 Data](#)
- ▶ [COVID-19 Data Reports](#)
- ▶ [Handouts and Posters](#)
- ▶ [Healthcare Professionals](#)
- ▶ [Interactive Maps and Charts](#)
- ▶ [Prevention and Safety Guidance](#)
- ▶ [School Cases and Outbreaks](#)
- ▶ [Testing for COVID-19](#)
- ▶ [Vaccination Against COVID-19](#)

Get COVID-19 e-mail updates daily with our free newsletter:



COVID-19

Adopt-a-School

- Vaccination providers can support schools
- Schools can work with providers for on-site vaccinations

FULL INFORMATION

AGENCY

- [About Us](#)
- [Administration](#)
- [Board of Health](#)
- [County Offices](#)
- [Institutional Review](#)
- [Jobs](#)
- [Locations](#)
- [Public Health Laboratory](#)
- [RFPs/Grants](#)

More »

- [Intranet](#)
- [OHIT+ER Service Center](#)
- [Webmail](#)

INFORMATION

- [Apps](#)
- [Calendar of Events](#)
- [Contact Us](#)

Meetings
Health Resources
Hotlines
Locations
News
Newsletter
Phone Numbers
Español

I NEED A ...

Birth Certificate
Certificate of Need
Children's Health Insurance
Complaint Form
Criminal History Check
Death Certificate
Divorce Record
Food Permit
Immunization Record
J-1 Visa
License Verification
Marriage Record
Professional License
Public Records Request
Wastewater Application

PUBLICATIONS

Annual Report
CON Weekly Reports
Health Facilities Directory
Mississippi Morbidity Reports
Public Health Report
State Health Plan
Strategic Plan

More »

Mississippi State Department of Health • 570 East Woodrow Wilson Dr • Jackson, MS 39216 • 866-HLTHY4U • Contact and information

