

Menu



Coronavirus Disease 2019 (COVID-19)

Updated August 2, 2021

As the delta variant spreads, the State Health Officer urges all Mississippians 12 and older to be vaccinated.

Masks should be worn by everyone in indoor public places, and those 65 and older or with a chronic medical condition should avoid large indoor gatherings. [Details »](#)

Vaccination, Safety and Testing

Stopping the spread →

- ▶ [Vaccinations](#)
- ▶ [Getting tested](#)
- ▶ [Personal protection](#)
- ▶ [Business and community](#)
- ▶ [Long-term care facilities](#)

[ALL GUIDANCE](#)

Current Cases and Statistics

County and state data →

- ▶ [Latest update](#)
- ▶ [Data reports](#)
- ▶ [Charts and maps](#)
- ▶ [Hospitalizations](#)
- ▶ [Lab testing](#)

[ALL STATISTICS](#)

Healthcare Professionals

Guidance and more →

- ▶ [Healthcare guidance](#)
- ▶ [Electronic reporting](#)
- ▶ [Vaccine providers](#)

- ▶ [Facilities guidance](#)
- ▶ [MS-HAN Alerts](#)

[ALL HEALTHCARE](#)

- ▶ **NEW:** [MSDH Guidance for Restaurants and Other Workplaces](#)

General Information

- ▶ Mississippi COVID-19 Hotline (7 days a week, 7 a.m.–7 p.m.): **877-978-6453**
- ▶ Homebound persons: For assistance with COVID-19 vaccination, send e-mail to COVIDHomebound@msdh.ms.gov
- ▶ [COVID-19 overview, questions and answers, and resources in other languages](#)

COVID-19 in Mississippi

New Cases and Deaths as of August 1

NEW CASES

4,991

New COVID-19 positive test results reported to MSDH for the three-day period July 30 through August 1 as of 3 p.m. yesterday.

TOTAL MISSISSIPPI CASES

348,496

- ▶ [Totals by county](#)

NEW DEATHS

13

New COVID-19 related deaths identified by MSDH for the three-day period July 30 through August 1 as of 3 p.m. yesterday.

Nine deaths occurred between July 27 and July 30 in the counties below:

- ▶ [County list](#)

Four deaths occurred between July 11 and July 25, identified from death certificate reports.

- ▶ [County list](#)

TOTAL MISSISSIPPI DEATHS

7,556

▶ [Totals by county](#)

LTC OUTBREAKS

114

Current outbreaks in long-term care (LTC) facilities only. (See [LTC facility outbreak definition](#).)

▶ [LTC cases by county](#)

About our case counts: We currently update our case totals each weekday based on test results reported to MSDH from the previous day (or weekend). Multiple positive tests for the same individual are counted only once. County case numbers and deaths may change as investigation finds new or additional information.

COVID-19 Data Reports

▶ [Variants](#) PDF

New format for this report. Selected COVID-19 variants identified over time, determined from a sampling of COVID-19 cases since January 2021. Updated weekly

▶ [Vaccinations](#)

COVID-19 vaccinations administered in Mississippi, as reported to MSDH by vaccination providers

▶ [Deaths by cause](#)

Deaths from COVID-19 pneumonia/influenza, and heart disease; updated weekly

▶ [Long-term care facilities](#)

LTC and residential care facility cases and deaths reported to MSDH by facilities

▶ [Nursing homes](#)

Ongoing outbreaks and other data from the Centers for Medicare and Medicaid (CMS)

▶ [Schools 2020-2021](#)

Weekly COVID-19 cases, outbreaks and exposure reported by Mississippi K-12 schools through May 2021.

▶ [County totals](#)

Total COVID-19 cases and deaths by county, race and ethnicity; updated weekdays

▶ [County snapshots](#)

Weekly COVID-19 summaries for each Mississippi county

▶ [Counties by incidence](#)

Counties ranked by weekly cases and incidence

▶ [Laboratory testing](#)

Totals by test type from all Mississippi testing providers

Cumulative Cases and Deaths by County

Totals of all reported COVID-19 cases, including those in long-term care (LTC) facilities.

The numbers in this table are provisional. County case and deaths totals may change as investigation finds new or additional information.

County	Total Cases	Total Deaths	Total LTC Facility Cases	Total LTC Facility Deaths
Adams	3453	88	83	17
Alcorn	3539	74	130	20
Amite	1386	43	57	9
Attala	2281	73	178	36
Benton	1072	25	46	10
Bolivar	4989	134	236	33
Calhoun	1830	32	36	6
Carroll	1268	31	51	10
Chickasaw	2208	60	60	15
Choctaw	828	19	2	0
Claiborne	1057	31	45	9
Clarke	1881	80	123	31
Clay	2011	54	39	5
Coahoma	3149	85	129	12
Copiah	3298	68	94	11
Covington	3001	84	139	39
De Soto	23439	283	113	24
Forrest	8960	160	256	53
Franklin	883	24	40	4
George	2767	51	60	8
Greene	1418	35	53	6
Grenada	2713	88	154	32
Hancock	4380	88	70	14
Harrison	21066	330	496	72
Hinds	24427	446	813	132
Holmes	2022	74	104	20
Humphreys	1017	33	34	9
Issaquena	173	6	0	0
Itawamba	3167	80	135	24
Jackson	15597	252	244	35
Jasper	2331	48	44	2
Total	348,496	7,556	10,645	1,996

County	Total Cases	Total Deaths	Total LTC Facility Cases	Total LTC Facility Deaths
Jefferson	719	28	41	7
Jefferson Davis	1187	34	9	1
Jones	9181	169	223	42
Kemper	1035	29	44	9
Lafayette	6604	125	187	55
Lamar	7194	89	54	12
Lauderdale	8008	244	452	101
Lawrence	1452	26	27	2
Leake	2878	75	92	16
Lee	10855	179	222	42
Leflore	3668	125	236	52
Lincoln	4212	116	198	40
Lowndes	7167	151	260	63
Madison	11114	227	393	70
Marion	2886	81	158	24
Marshall	4725	106	65	15
Monroe	4361	137	190	55
Montgomery	1337	44	54	9
Neshoba	4351	181	207	59
Newton	2659	64	87	15
Noxubee	1367	35	35	6
Oktibbeha	5009	98	222	36
Panola	4801	112	104	15
Pearl River	5336	153	193	39
Perry	1356	38	23	8
Pike	3711	113	135	37
Pontotoc	4514	73	86	13
Prentiss	3018	63	99	15
Quitman	856	19	0	0
Rankin	15704	292	442	63
Scott	3446	76	116	18
Sharkey	518	18	45	8
Total	348,496	7,556	10,645	1,996

County	Total Cases	Total Deaths	Total LTC Facility Cases	Total LTC Facility Deaths
Simpson	3251	91	160	20
Smith	1826	35	68	8
Stone	2341	38	85	14
Sunflower	3507	94	123	20
Tallahatchie	1854	42	50	7
Tate	3546	88	80	19
Tippah	3125	68	119	13
Tishomingo	2403	70	102	27
Tunica	1158	27	18	2
Union	4371	79	131	23
Walthall	1490	49	69	13
Warren	4803	128	168	37
Washington	5629	140	190	39
Wayne	2800	43	72	11
Webster	1226	32	61	12
Wilkinson	793	32	25	5
Winston	2378	84	130	39
Yalobusha	1731	41	82	22
Yazoo	3424	76	149	20
Total	348,496	7,556	10,645	1,996

Case Classifications

Mississippi investigates and reports both probable and confirmed cases and deaths according to the [CSTE case definition](#).

	Confirmed	Probable	Total
Cases	212,090	136,406	348,496
Deaths	5,215	2,341	7,556

Confirmed cases and deaths are generally determined by positive PCR tests, which detect the presence of ongoing coronavirus infection.

Probable cases are those who test positive by other testing methods such as antibody or antigen, and have recent symptoms consistent with COVID-19, indicating a recent infection.

Probable deaths are those individuals with a designation of COVID-19 as a cause of death on the death certificate, but where no confirmatory testing was performed.

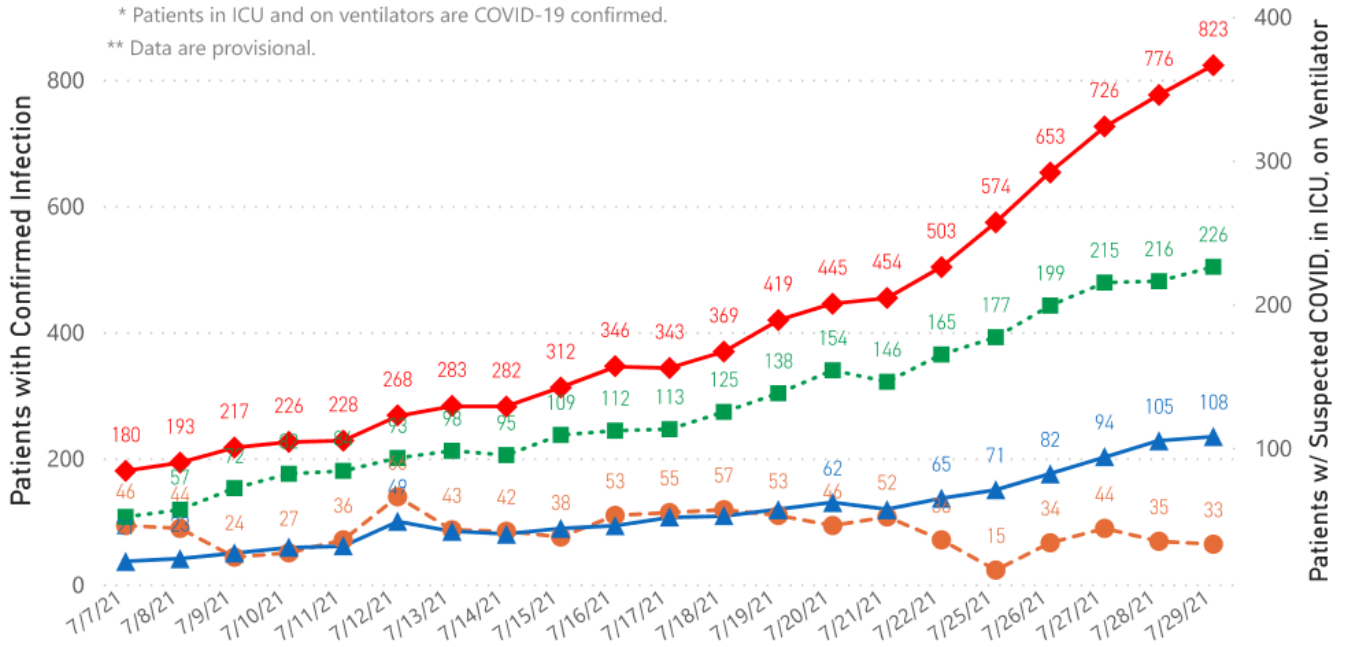
Hospitalizations and Bed Availability

[View interactive hospitalization charts](#)

COVID-19 Hospitalizations Reported by MS Hospitals, 7/9/21 - 7/29/21 **, **

◆ Patients with Confirmed Infection ● Patients with Suspected Infection ■ Patients in an ICU ▲ Patients on Ventilators

* Patients in ICU and on ventilators are COVID-19 confirmed.
 ** Data are provisional.



Hospitalization Trend to Date

Updated weekly



Hospital Bed Availability

Updated weekdays (interactive)



Case and Incidence Maps

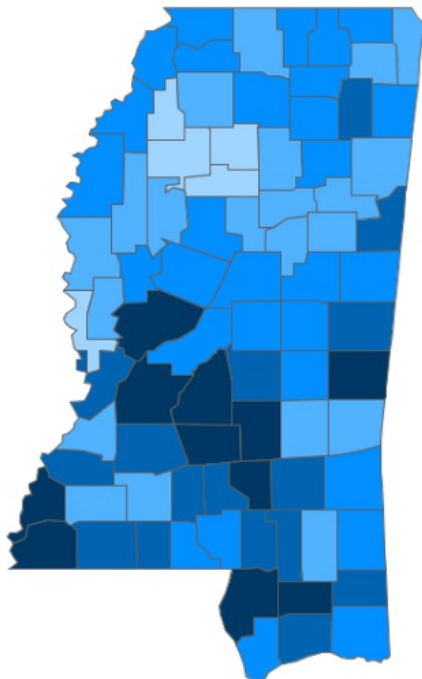
[View all interactive maps](#)

Recent COVID-19 Activity

Updated weekly

The chart below shows counties according to COVID-19 incidence (cases by population) over the last two weeks. Also see [weekly county incidence tables](#)

Mississippi COVID-19 Two-Week Cases* Incidence Rate** over 7/6/21 - 7/19/21



● <80 ● 80 to 160 ● 160 to 240 ● 240 to 320 ● >320

Mississippi

Two-Week
New Cases*

7817

Total Cases* through
7/19/21

331,807

Two-Week Cases* Incidence
Rate Per 100,000

262.7

Percent Change

2.4%

County	Two-Week New Cases	Two-Week Cases Rate Per 100,000	Cases to Date	Percent Change
STONE	107	583.6	2,062	5.0%
HINDS	1316	567.6	22,670	6.0%
COVINGTON	92	493.7	2,806	3.0%
ADAMS	138	449.6	3,313	4.0%
YAZOO	113	380.6	3,298	4.0%
PEARL RIVER	210	378.1	4,896	4.0%
WILKINSON	32	370.8	735	5.0%
SMITH	59	370.7	1,752	3.0%

* Cases based on **Event Date**. Event date is date of onset, date of collection, or date of report to MSDH; updated as cases are investigated.

** Rate calculation is based on cumulative cases of past two weeks per 100,000 population.

Cumulative COVID-19 Cases

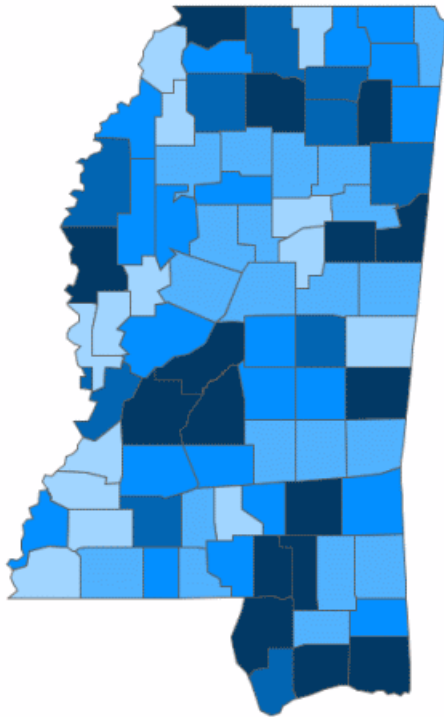
Total cases and deaths by county since the start of the pandemic. Also see [weekly estimate of recoveries](#)

Mississippi COVID-19
Cases and Deaths by Race with Ethnicity
as of 3 pm CT, August 1, 2021

Mississippi

Total Cases

348,496



● 1 to 1250 ● 1251 to 2500 ● 2501 to 3750 ● 3751 to 5000 ● >5000

	American Indian or Alaska Native	Asian	Black	White	Other	Unknown
Non Hispanic	1,305	1,321	96,046	138,516	3,471	2,871
Hispanic	70	47	498	2,244	4,057	837
Unknown Ethnicity	1,034	366	18,505	29,061	7,909	40,338

Total Deaths

7,556

	American Indian or Alaska Native	Asian	Black	White	Other	Unknown
Non Hispanic	93	15	2,608	3,489	46	19
Hispanic	1	1	9	33	25	2
Unknown Ethnicity	25	7	371	576	71	165

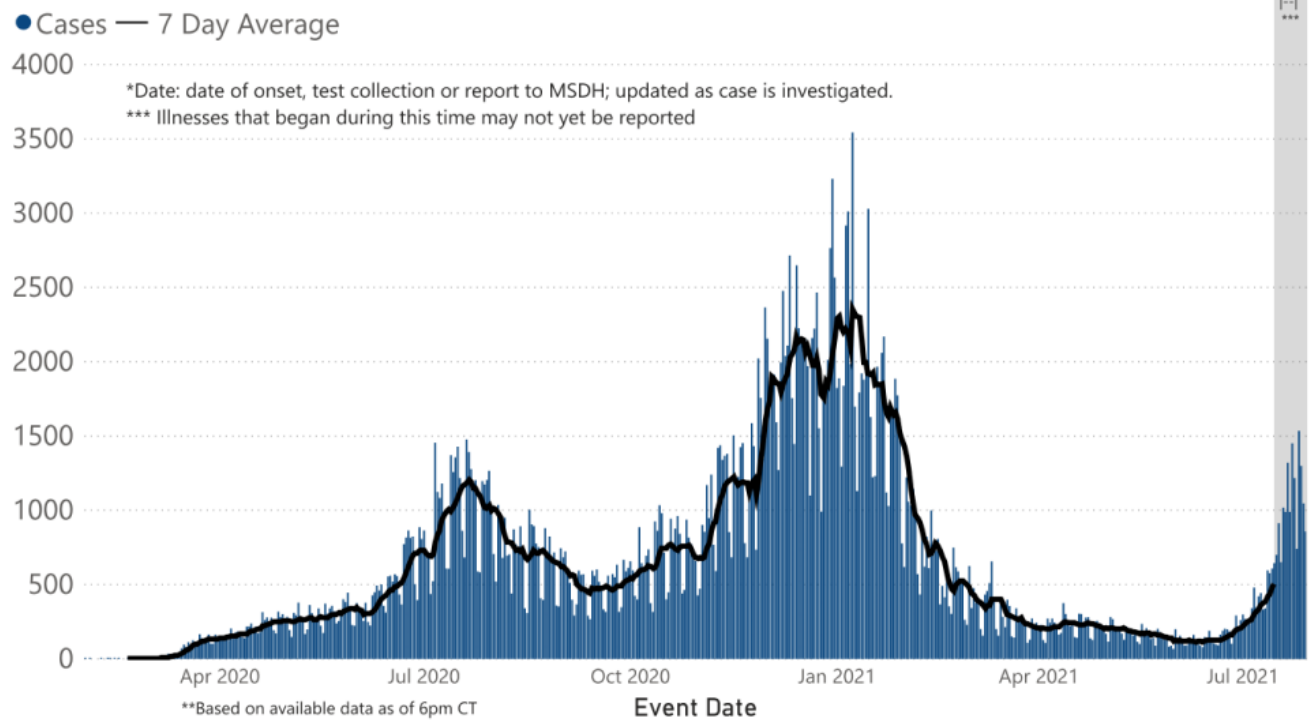
Daily Statewide Data Charts

Updated Tuesday-Friday. Our state case map and other data charts are also available in interactive form.

▶ [View interactive epidemiological and surveillance charts](#)

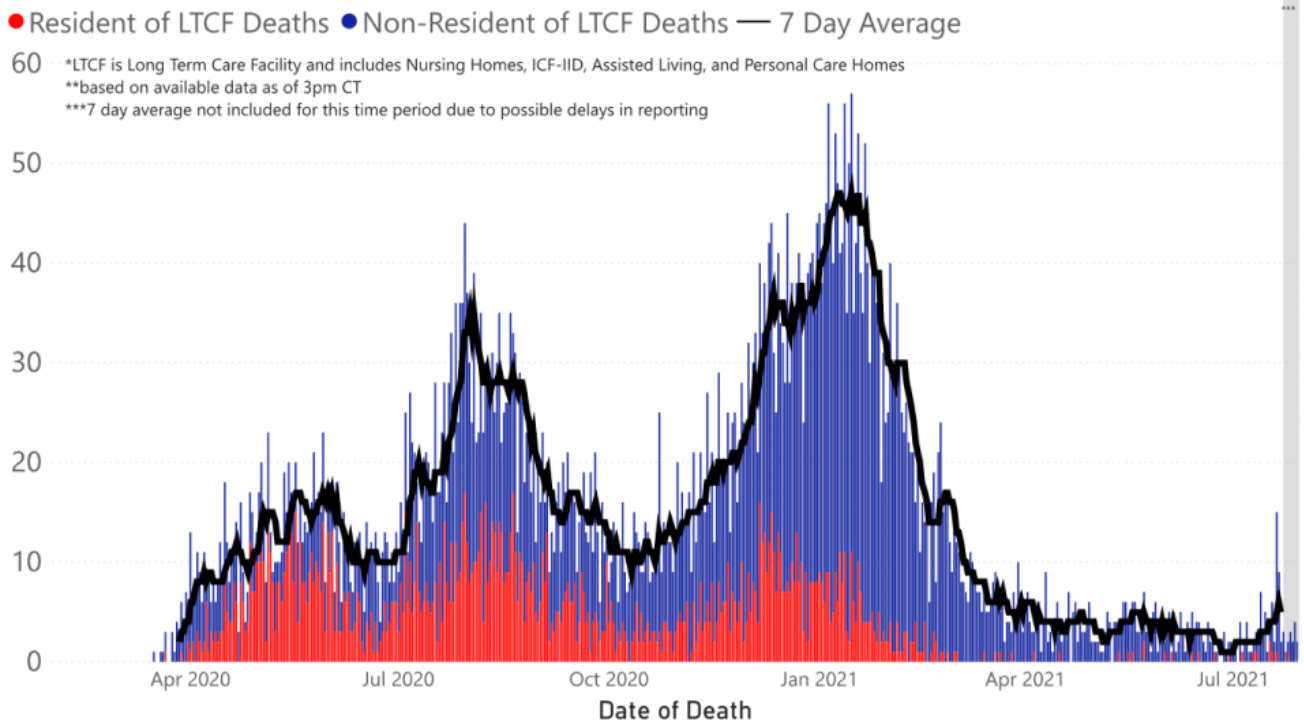
The charts below are based on available data at the time of publication. Charts do **not** include cases where insufficient details of the case are known.

COVID-19 Cases by Date* through July 29, 2021**, Mississippi



Note: Values up to two weeks in the past on the chart of Cases by Date above can change as we update it with new information from disease investigation.

COVID-19 LTCF* and Non-LTCF Deaths by Date of Death through July 29, 2021**, Mississippi



Weekly Statewide Data Charts

Includes:

- Cases, deaths and hospitalizations, analyzed by age, race/ethnicity, gender and other factors

- MIS-C cases and deaths
- Counties with high COVID-19 cases and incidence
- Syndromic surveillance

▶ [All weekly charts](#)

Estimated Recoveries

Presumed COVID-19 cases recovered, estimated weekly (does not include cases still under investigation).

COVID-19 Presumed Recovered Cases through July 26, 2021, Mississippi

317,559
Presumed Recovered*

*Reflects Provisional Estimates. Presumed Recovered if:

- 1) It has been 14 days or more since the case tested positive, if they were not hospitalized
- 2) It has been 21 days or more since the case tested positive, if they were hospitalized or hospitalization was unknown.

All deaths excluded. Presumed recovered counts will be updated weekly.

U.S. and World Cases

- ▶ [COVID-19 cases in the United States \(CDC\)](#)
- ▶ [U.S. COVID-19 Tracker \(CDC\)](#)
- ▶ [COVID-19 Global Case Map \(Johns Hopkins University\)](#)

Prevention and Guidance for Individuals and the Community

- ▶ [Preventive steps to take, recommendations, guidance and general information on COVID-19](#)

Last reviewed on Mar 5,
2020

[error on this](#)

[email page](#)

[print](#)

Related resources

- ▶ [Free COVID-19 Testing and Local Testing Providers](#)
- ▶ [COVID-19 Guidance and Prevention for Individuals and the Community](#)

More topics

- ▶ [Espanol, Tieng Viet, ASL]
- ▶ County COVID-19 Data
- ▶ COVID-19 Data Reports
- ▶ Handouts and Posters
- ▶ Healthcare Professionals
- ▶ Interactive Maps and Charts
- ▶ Prevention and Safety Guidance
- ▶ School Cases and Outbreaks
- ▶ Testing for COVID-19
- ▶ Vaccination Against COVID-19

Get COVID-19 e-mail updates daily with our free newsletter:



The advertisement features a laptop on the left with a person's hands typing on the keyboard. The laptop screen displays the text "Visit us remotely!" in blue, a green brushstroke underline, and the "MISSISSIPPI WIC Women, Infants and Children" logo. To the right of the laptop, the text reads: "Stay home - Call in!" in bold black, "You can hold your WIC appointment by phone or on your computer." with "phone" in green and "computer" in blue, "Set up yours today!" in bold red, and "Call your local WIC center" in a smaller grey font.

AGENCY

- About Us
- Administration
- Board of Health
- County Offices
- Institutional Review
- Jobs
- Locations
- Public Health Laboratory
- RFPs/Grants

More »

- Intranet
- OHIT+ER Service Center
- Webmail

INFORMATION

- Apps
- Calendar of Events
- Contact Us

Meetings
Health Resources
Hotlines
Locations
News
Newsletter
Phone Numbers
Español

I NEED A ...

Birth Certificate
Certificate of Need
Children's Health Insurance
Complaint Form
Criminal History Check
Death Certificate
Divorce Record
Food Permit
Immunization Record
J-1 Visa
License Verification
Marriage Record
Professional License
Public Records Request
Wastewater Application

PUBLICATIONS

Annual Report
CON Weekly Reports
Health Facilities Directory
Mississippi Morbidity Reports
Public Health Report
State Health Plan
Strategic Plan

More »

Mississippi State Department of Health • 570 East Woodrow Wilson Dr • Jackson, MS 39216 • 866-HLTHY4U • Contact and information

