

Menu



## Coronavirus Disease 2019 (COVID-19)

Updated August 3, 2021

**As the delta variant spreads, the State Health Officer urges all Mississippians 12 and older to be vaccinated.**

Masks should be worn by everyone in indoor public places, and those 65 and older or with a chronic medical condition should avoid large indoor gatherings. [Details »](#)

### Vaccination, Safety and Testing

Stopping the spread →

- ▶ [Vaccinations](#)
- ▶ [Getting tested](#)
- ▶ [Personal protection](#)
- ▶ [Business and community](#)
- ▶ [Long-term care facilities](#)

#### [ALL GUIDANCE](#)

### Current Cases and Statistics

County and state data →

- ▶ [Latest update](#)
- ▶ [Data reports](#)
- ▶ [Charts and maps](#)
- ▶ [Hospitalizations](#)
- ▶ [Lab testing](#)

#### [ALL STATISTICS](#)

### Healthcare Professionals

Guidance and more →

- ▶ [Healthcare guidance](#)
- ▶ [Electronic reporting](#)
- ▶ [Vaccine providers](#)

- ▶ [Facilities guidance](#)
- ▶ [MS-HAN Alerts](#)

## [ALL HEALTHCARE](#)

- ▶ **NEW:** [MSDH Guidance for Restaurants and Other Workplaces](#)

## General Information

- ▶ Mississippi COVID-19 Hotline (7 days a week, 7 a.m.–7 p.m.): **877-978-6453**
- ▶ Homebound persons: For assistance with COVID-19 vaccination, send e-mail to [COVIDHomebound@msdh.ms.gov](mailto:COVIDHomebound@msdh.ms.gov)
- ▶ [COVID-19 overview, questions and answers, and resources in other languages](#)

## COVID-19 in Mississippi

### New Cases and Deaths as of August 2

#### NEW CASES

**1,574**

New COVID-19 positive test results reported to MSDH as of 3 p.m. yesterday.

#### TOTAL MISSISSIPPI CASES

**350,070**

- ▶ [Totals by county](#)

#### NEW DEATHS

**34**

New COVID-19 related deaths identified by MSDH as of 3 p.m. yesterday.

Twenty one deaths occurred between July 29 and August 2 in the county below:

- ▶ [County list](#)

Thirteen deaths occurred between February 13 and July 27, identified from death certificate reports.

- ▶ [County list](#)

## TOTAL MISSISSIPPI DEATHS

7,590

▶ [Totals by county](#)

## LTC OUTBREAKS

127

Current outbreaks in long-term care (LTC) facilities only. (See [LTC facility outbreak definition](#).)

▶ [LTC cases by county](#)

**About our case counts:** We currently update our case totals each weekday based on test results reported to MSDH from the previous day (or weekend). Multiple positive tests for the same individual are counted only once. County case numbers and deaths may change as investigation finds new or additional information.

## COVID-19 Data Reports

▶ [Variants](#) PDF

**New format for this report.** Selected COVID-19 variants identified over time, determined from a sampling of COVID-19 cases since January 2021. Updated weekly

▶ [Vaccinations](#)

COVID-19 vaccinations administered in Mississippi, as reported to MSDH by vaccination providers

▶ [Deaths by cause](#)

Deaths from COVID-19 pneumonia/influenza, and heart disease; updated weekly

▶ [Long-term care facilities](#)

LTC and residential care facility cases and deaths reported to MSDH by facilities

▶ [Nursing homes](#)

Ongoing outbreaks and other data from the Centers for Medicare and Medicaid (CMS)

▶ [Schools 2020-2021](#)

Weekly COVID-19 cases, outbreaks and exposure reported by Mississippi K-12 schools through May 2021.

▶ [County totals](#)

Total COVID-19 cases and deaths by county, race and ethnicity; updated weekdays

▶ [County snapshots](#)

Weekly COVID-19 summaries for each Mississippi county

▶ [Counties by incidence](#)

Counties ranked by weekly cases and incidence

▶ [Laboratory testing](#)

Totals by test type from all Mississippi testing providers

## Cumulative Cases and Deaths by County

Totals of all reported COVID-19 cases, including those in long-term care (LTC) facilities.

The numbers in this table are provisional. County case and deaths totals may change as investigation finds new or additional information.

County	Total Cases	Total Deaths	Total LTC Facility Cases	Total LTC Facility Deaths
Adams	3474	90	83	17
Alcorn	3553	74	130	20
Amite	1391	44	57	9
Attala	2286	74	180	36
Benton	1078	25	46	10
Bolivar	5004	134	236	33
Calhoun	1832	32	36	6
Carroll	1270	31	51	10
Chickasaw	2214	60	60	15
Choctaw	831	19	2	0
Claiborne	1059	31	45	9
Clarke	1895	80	123	31
Clay	2019	54	40	5
Coahoma	3156	85	129	12
Copiah	3308	69	95	12
Covington	3023	84	140	39
De Soto	23513	283	113	24
Forrest	9027	163	260	53
Franklin	884	24	41	5
George	2773	51	60	8
Greene	1419	35	53	6
Grenada	2721	88	154	32
Hancock	4403	88	70	14
Harrison	21172	335	496	72
Hinds	24512	449	819	135
Holmes	2025	74	104	20
Humphreys	1023	33	34	9
Issaquena	174	6	0	0
Itawamba	3172	81	135	24
Jackson	15735	254	245	36
Jasper	2347	48	44	2
<b>Total</b>	<b>350,070</b>	<b>7,590</b>	<b>10,687</b>	<b>2,012</b>

County	Total Cases	Total Deaths	Total LTC Facility Cases	Total LTC Facility Deaths
Jefferson	722	28	41	7
Jefferson Davis	1198	34	9	1
Jones	9223	169	224	42
Kemper	1044	29	44	9
Lafayette	6631	125	187	55
Lamar	7248	90	54	12
Lauderdale	8087	244	455	102
Lawrence	1454	26	27	2
Leake	2886	76	92	16
Lee	10903	180	223	43
Leflore	3676	125	239	55
Lincoln	4228	116	198	40
Lowndes	7199	152	262	63
Madison	11171	227	396	70
Marion	2898	82	158	24
Marshall	4739	106	65	15
Monroe	4369	138	190	55
Montgomery	1339	44	54	9
Neshoba	4401	181	208	59
Newton	2668	64	87	15
Noxubee	1372	35	35	6
Oktibbeha	5031	98	222	36
Panola	4812	112	104	15
Pearl River	5357	154	196	39
Perry	1361	38	23	8
Pike	3739	114	135	37
Pontotoc	4524	73	86	13
Prentiss	3025	63	99	15
Quitman	863	19	0	0
Rankin	15798	293	445	64
Scott	3466	77	116	18
Sharkey	519	18	45	8
<b>Total</b>	<b>350,070</b>	<b>7,590</b>	<b>10,687</b>	<b>2,012</b>

County	Total Cases	Total Deaths	Total LTC Facility Cases	Total LTC Facility Deaths
Simpson	3271	91	160	20
Smith	1830	36	68	8
Stone	2353	38	85	14
Sunflower	3510	94	123	20
Tallahatchie	1856	42	50	7
Tate	3549	88	80	19
Tippah	3128	69	120	14
Tishomingo	2407	70	102	27
Tunica	1161	27	18	2
Union	4389	79	131	23
Walthall	1504	49	69	13
Warren	4817	128	169	38
Washington	5661	140	193	41
Wayne	2809	45	72	11
Webster	1243	32	61	12
Wilkinson	793	32	25	5
Winston	2380	84	130	39
Yalobusha	1736	41	82	22
Yazoo	3429	77	149	20
<b>Total</b>	<b>350,070</b>	<b>7,590</b>	<b>10,687</b>	<b>2,012</b>

## Case Classifications

Mississippi investigates and reports both probable and confirmed cases and deaths according to the [CSTE case definition](#).

	Confirmed	Probable	Total
Cases	212,906	137,164	<b>350,070</b>
Deaths	5,237	2,353	<b>7,590</b>

Confirmed cases and deaths are generally determined by positive PCR tests, which detect the presence of ongoing coronavirus infection.

Probable cases are those who test positive by other testing methods such as antibody or antigen, and have recent symptoms consistent with COVID-19, indicating a recent infection.

Probable deaths are those individuals with a designation of COVID-19 as a cause of death on the death certificate, but where no confirmatory testing was performed.

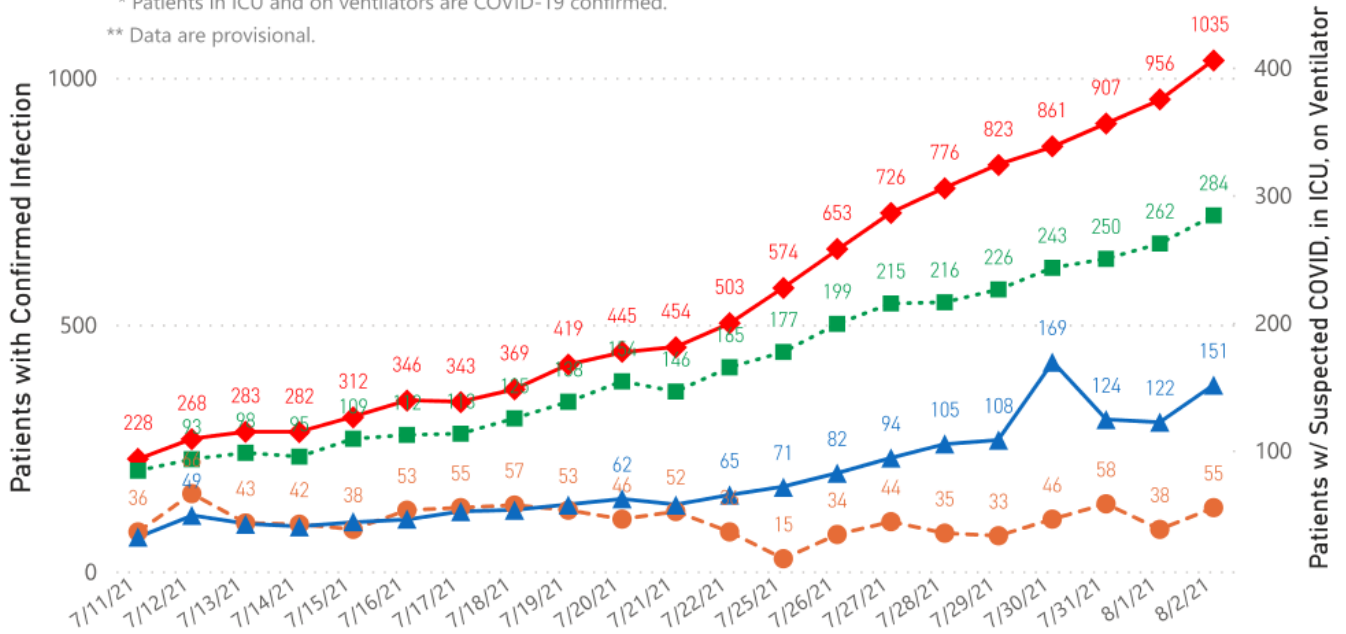
# Hospitalizations and Bed Availability

[View interactive hospitalization charts](#)

## COVID-19 Hospitalizations Reported by MS Hospitals, 7/13/21-8/2/21 \*\*, \*\*

◆ Patients with Confirmed Infection ● Patients with Suspected Infection ■ Patients in an ICU ▲ Patients on Ventilators

\* Patients in ICU and on ventilators are COVID-19 confirmed.  
 \*\* Data are provisional.



## Hospitalization Trend to Date

Updated weekly



## Hospital Bed Availability

Updated weekdays (interactive)



## Case and Incidence Maps

[View all interactive maps](#)

### Recent COVID-19 Activity

*Updated weekly*

The chart below shows counties according to COVID-19 incidence (cases by population) over the last two weeks. Also see [weekly county incidence tables](#)

### Mississippi COVID-19 Two-Week Cases\* Incidence Rate\*\* over 7/13/21 - 7/26/21

## Mississippi

Two-Week  
New Cases\*

**14130**

Two-Week Cases\* Incidence  
Rate Per 100,000

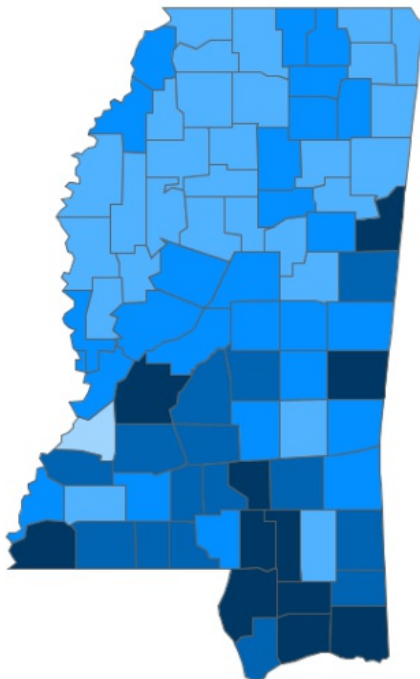
**474.8**

Total Cases\* through  
7/26/21

**341,097**

Percent Change

**4.3%**



● <150 ● 150 to 300 ● 300 to 450 ● 450 to 600 ● >600

County	Two-Week New Cases	Two-Week Cases Rate Per 100,000	Cases to Date	Percent Change
STONE	248	1,352.5	2,241	12.0%
HINDS	1848	797.1	23,739	8.0%
COVINGTON	145	778.1	2,897	5.0%
WILKINSON	60	695.2	772	8.0%
FORREST	515	687.6	8,526	6.0%
JACKSON	986	686.5	14,978	7.0%
LAUDERDALE	487	657.0	7,873	7.0%
LAMAR	409	645.7	6,905	6.0%

\* Cases based on **Event Date**. Event date is date of onset, date of collection, or date of report to MSDH; updated as cases are investigated.

\*\* Rate calculation is based on cumulative cases of past two weeks per 100,000 population.

### Cumulative COVID-19 Cases

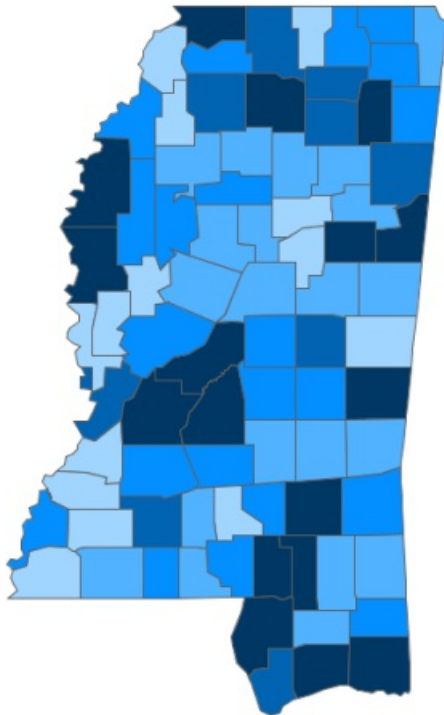
Total cases and deaths by county since the start of the pandemic. Also see [weekly estimate of recoveries](#)



Mississippi COVID-19  
Cases and Deaths by Race with Ethnicity  
as of 3 pm CT, August 2, 2021

# Mississippi

Total Cases  
**350,070**



● 1 to 1250 ● 1251 to 2500 ● 2501 to 3750 ● 3751 to 5000 ● >5000

	American Indian or Alaska Native	Asian	Black	White	Other	Unknown
Non Hispanic	1,307	1,326	96,506	139,332	3,481	2,909
Hispanic	70	48	501	2,256	4,075	842
Unknown Ethnicity	1,037	367	18,541	29,147	7,923	40,402

Total Deaths  
**7,590**

	American Indian or Alaska Native	Asian	Black	White	Other	Unknown
Non Hispanic	93	15	2,619	3,508	46	19
Hispanic	1	1	9	34	25	2
Unknown Ethnicity	25	7	371	578	71	166

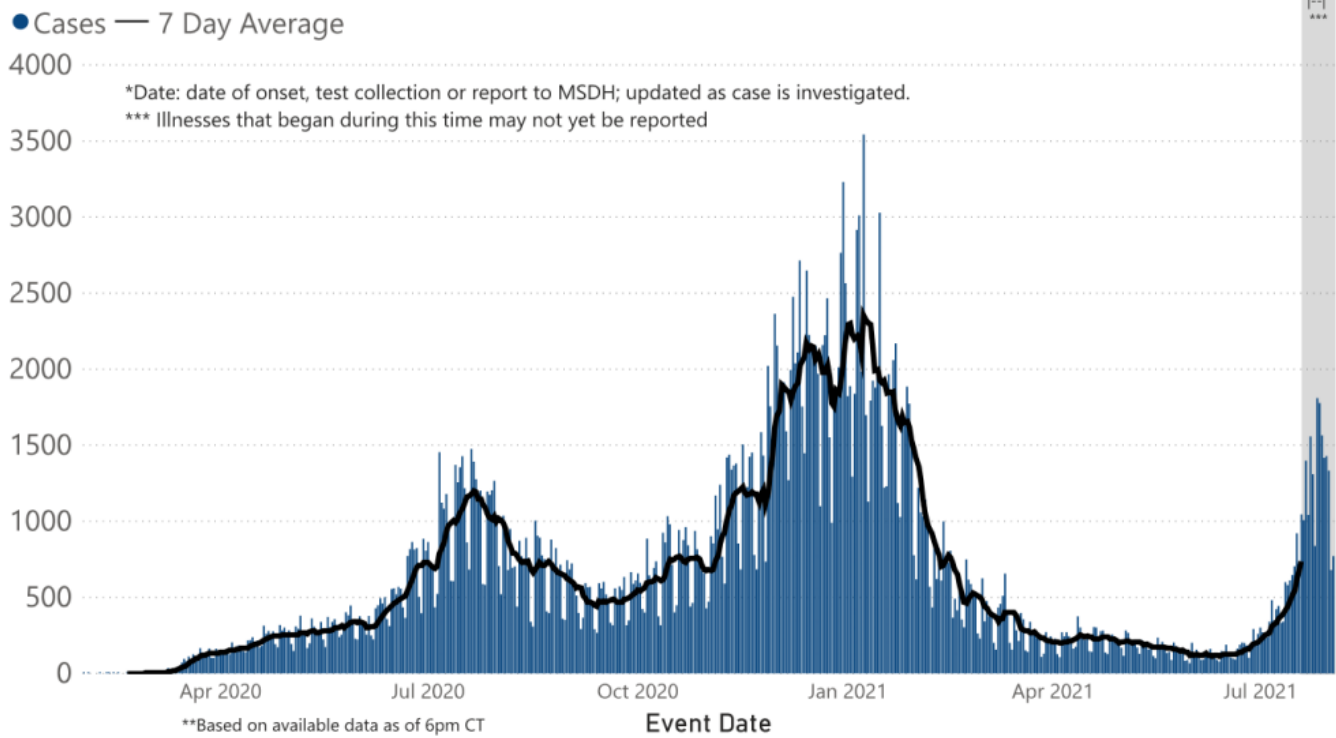
## Daily Statewide Data Charts

Updated Tuesday-Friday. Our state case map and other data charts are also available in interactive form.

▶ [View interactive epidemiological and surveillance charts](#)

The charts below are based on available data at the time of publication. Charts do **not** include cases where insufficient details of the case are known.

## COVID-19 Cases by Date\* through August 2, 2021\*\*, Mississippi



**Note:** Values up to two weeks in the past on the chart of Cases by Date above can change as we update it with new information from disease investigation.

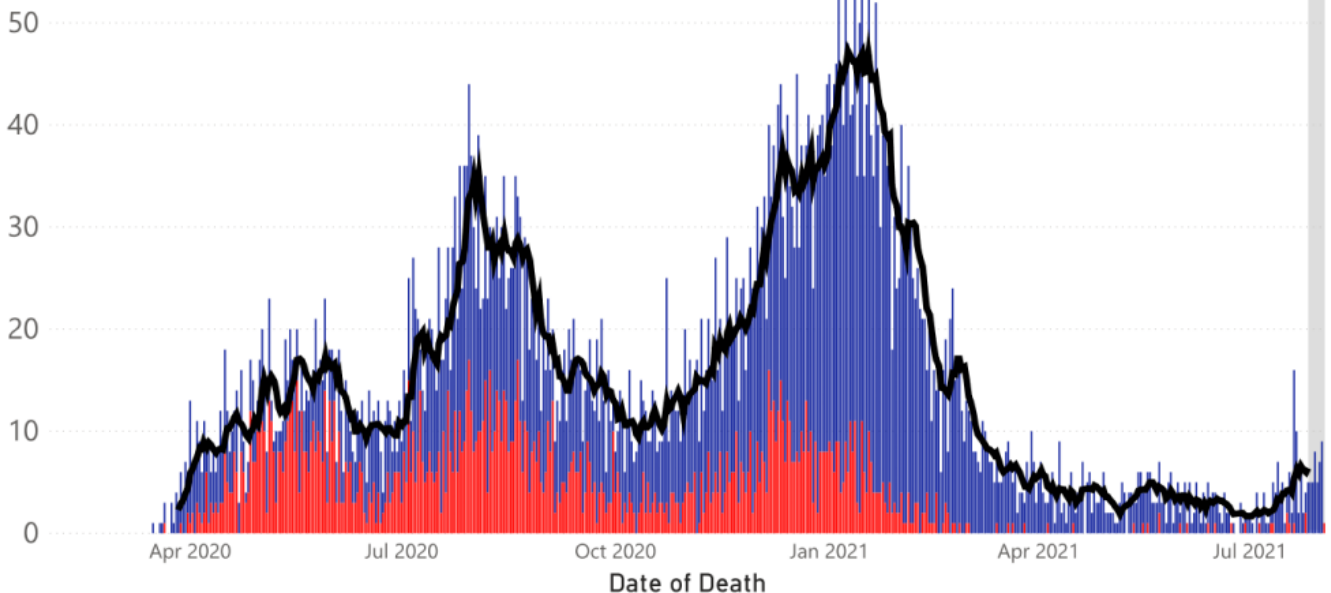
## COVID-19 LTCF\* and Non-LTCF Deaths by Date of Death through August 2, 2021\*\*, Mississippi

● Resident of LTCF Deaths ● Non-Resident of LTCF Deaths — 7 Day Average

60 \*LTCF is Long Term Care Facility and includes Nursing Homes, ICF-IID, Assisted Living, and Personal Care Homes

\*\*based on available data as of 3pm CT

\*\*\*7 day average not included for this time period due to possible delays in reporting



## Weekly Statewide Data Charts

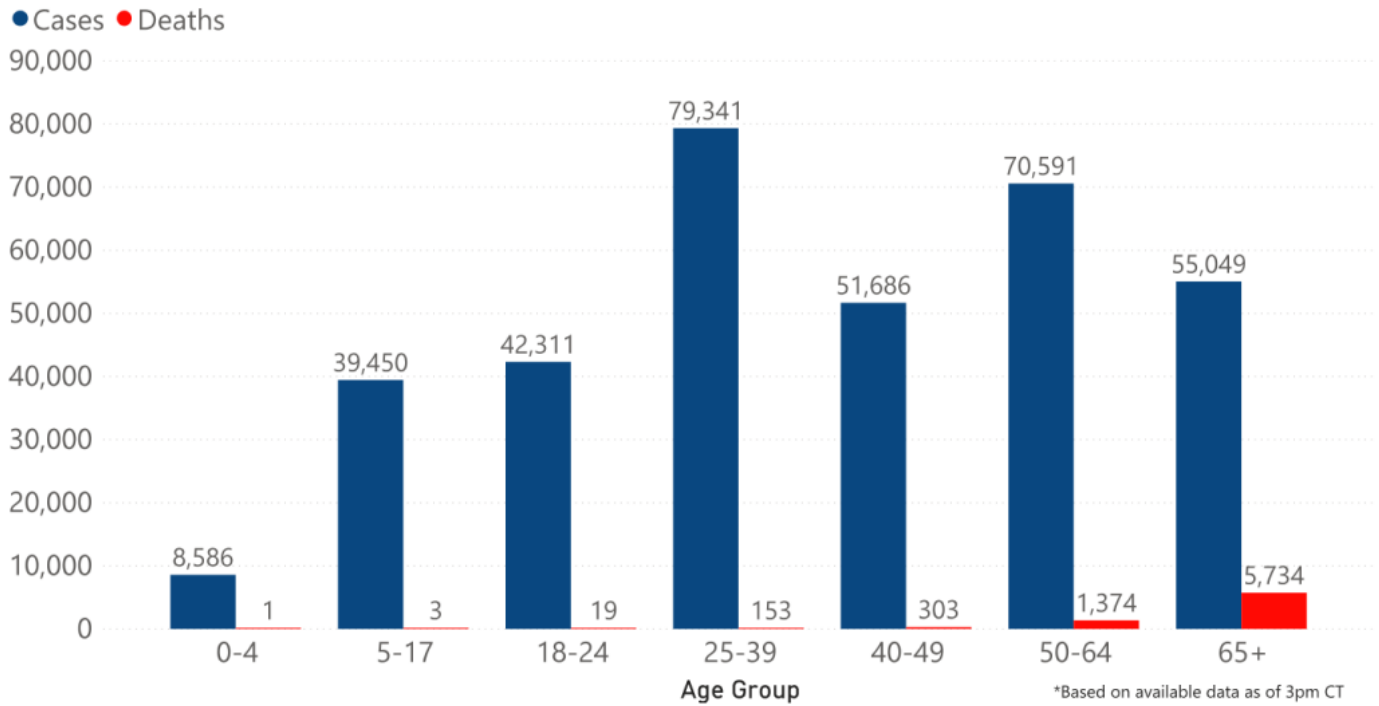
Includes:

- Cases, deaths and hospitalizations, analyzed by age, race/ethnicity, gender and other factors

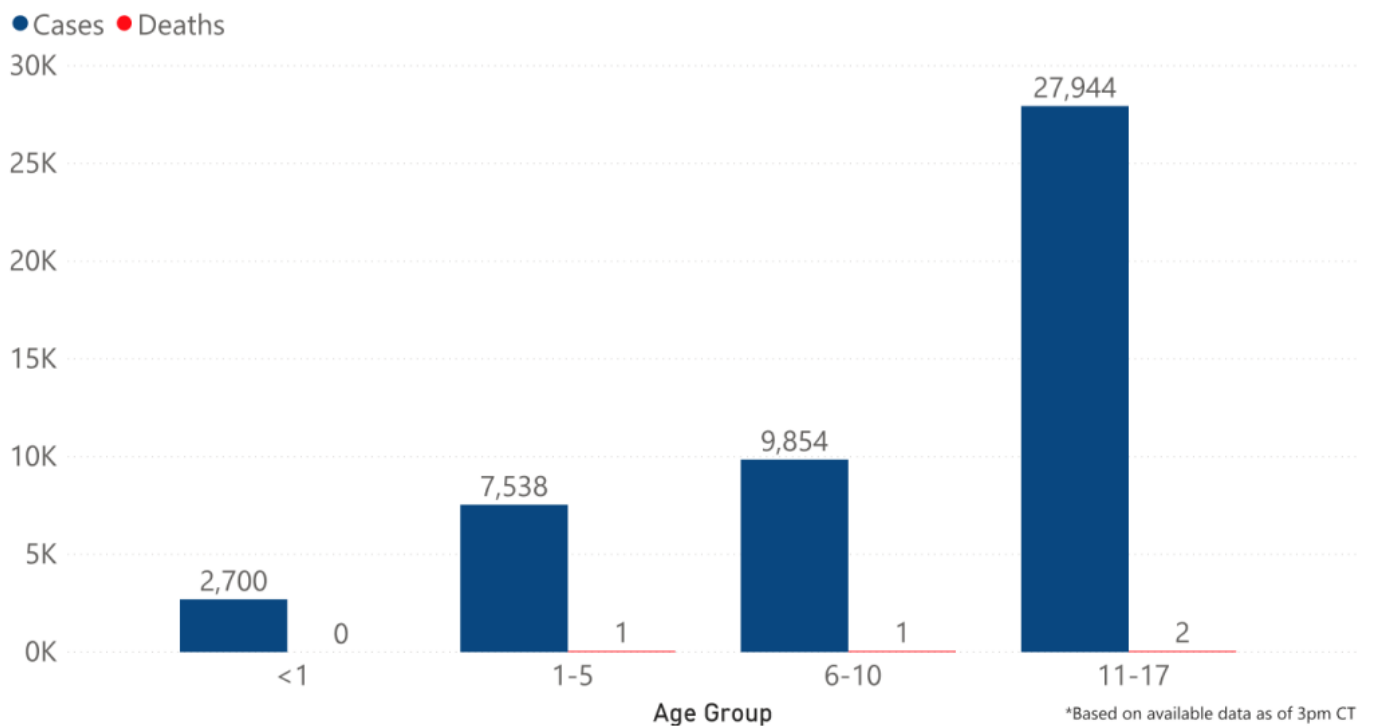
- MIS-C cases and deaths
- Counties with high COVID-19 cases and incidence
- Syndromic surveillance

▼ All weekly charts

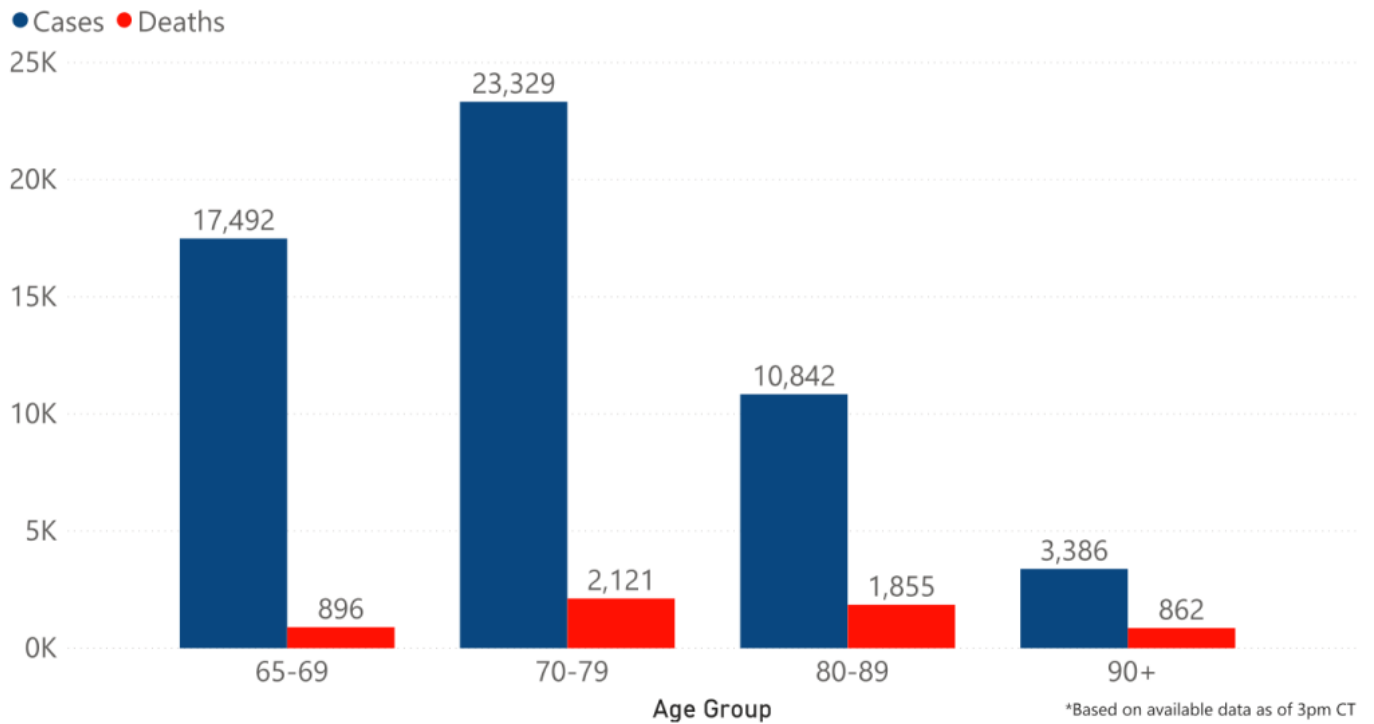
**COVID-19 Cases and Deaths by Age Group through August 2, 2021\*, Mississippi**



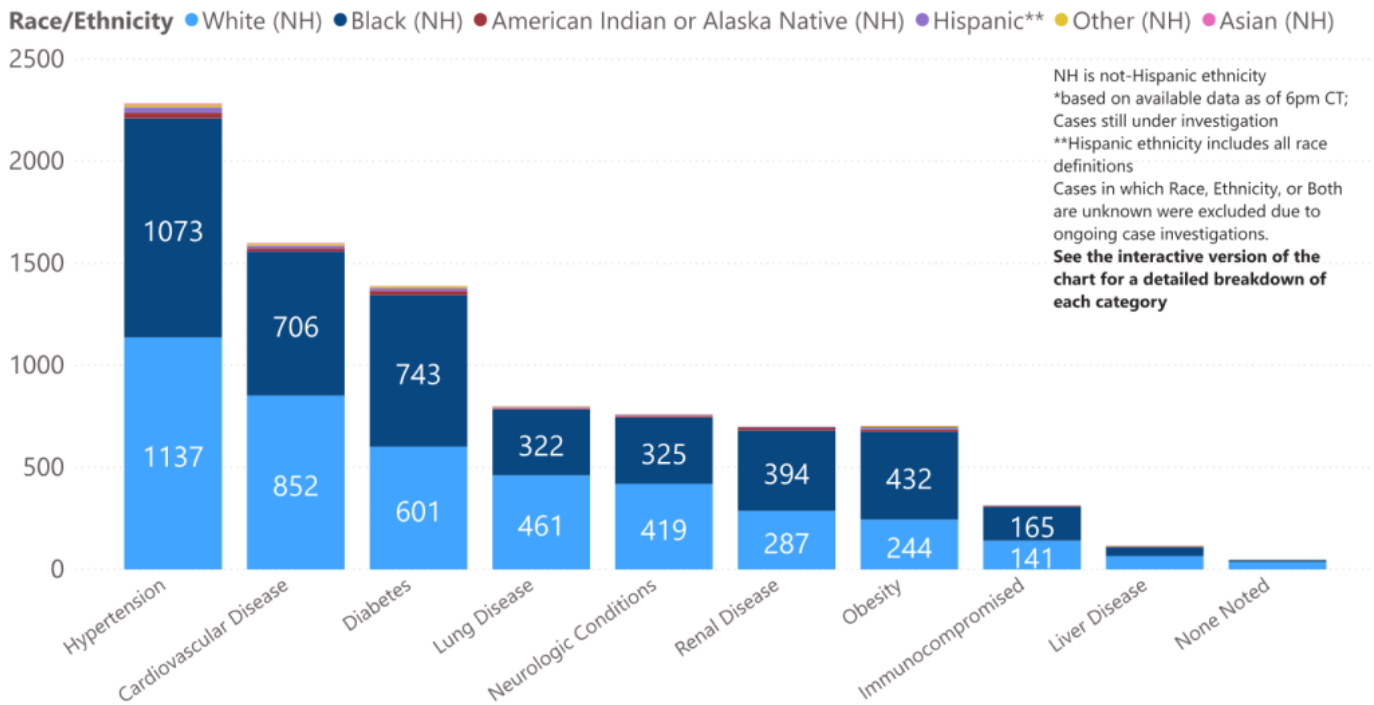
**COVID-19 Pediatric Cases and Deaths by Age Group through August 2, 2021\*, Mississippi**



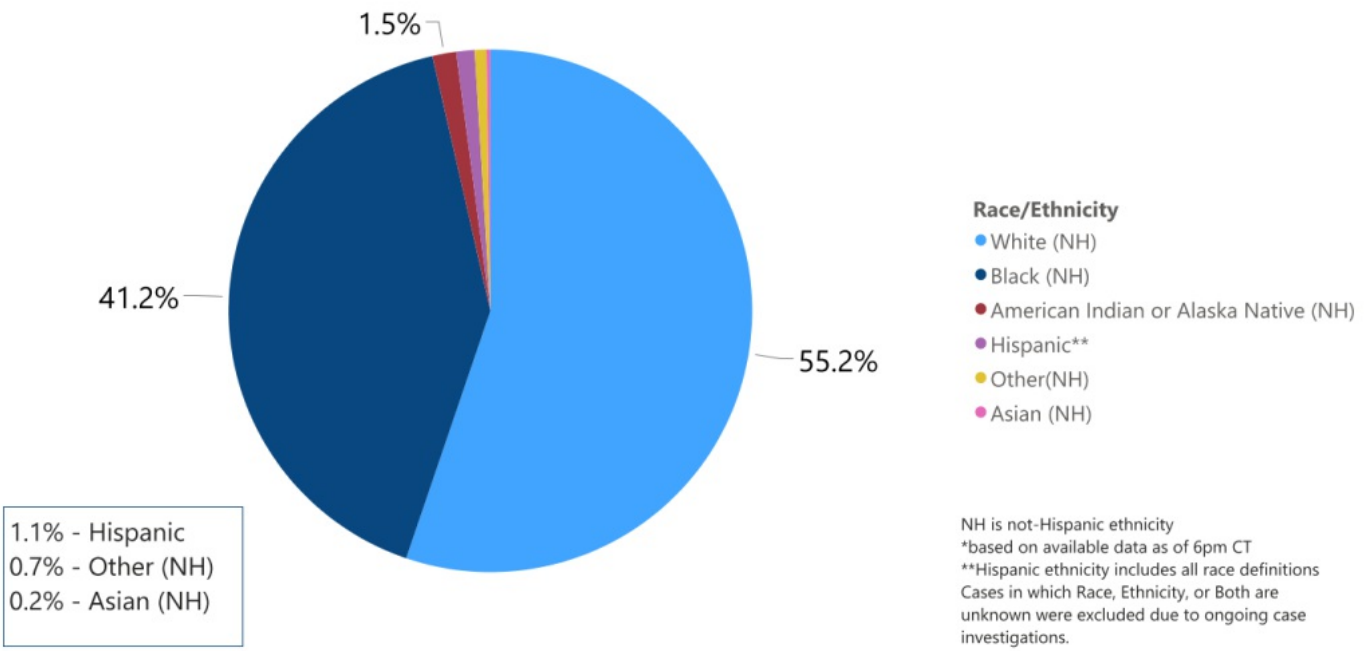
## COVID-19 Geriatric Cases and Deaths by Age Group through August 2, 2021\*, Mississippi



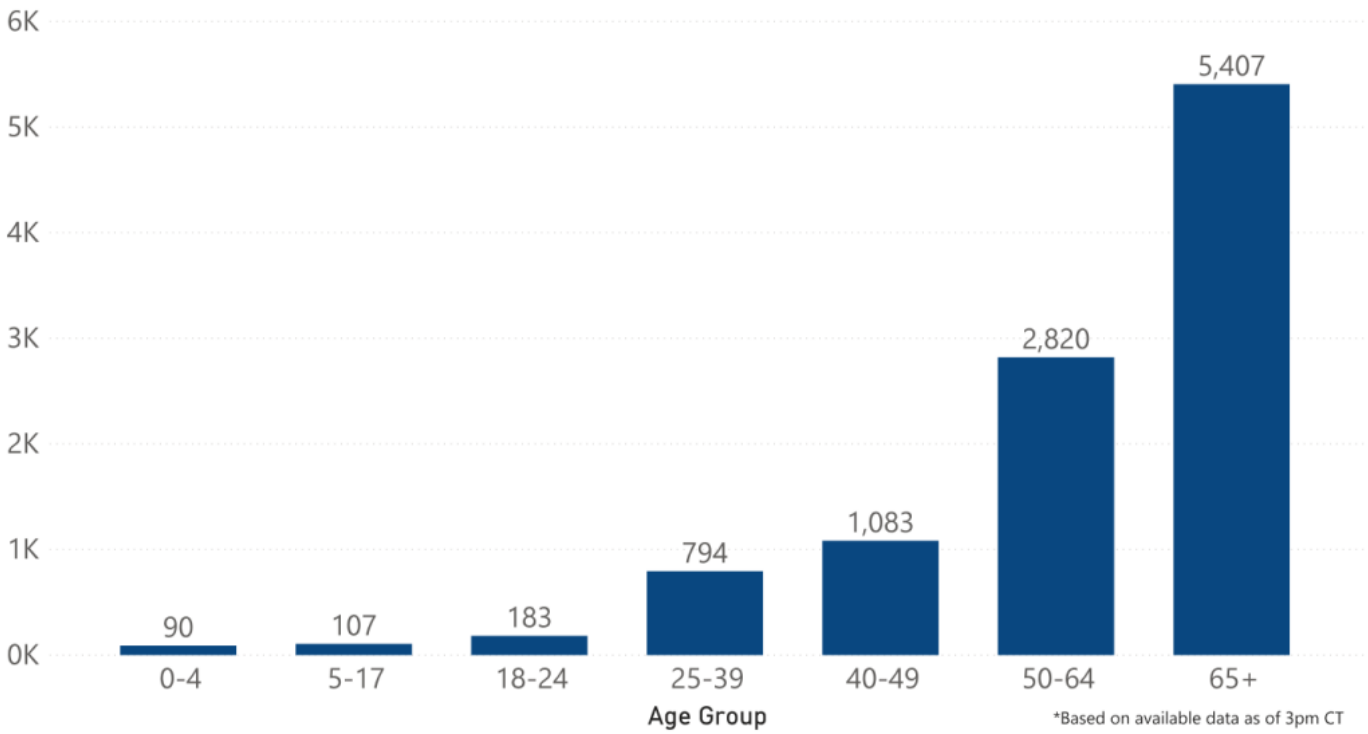
## COVID-19 Underlying Conditions in Deaths by Race/Ethnicity through August 2, 2021\*, Mississippi



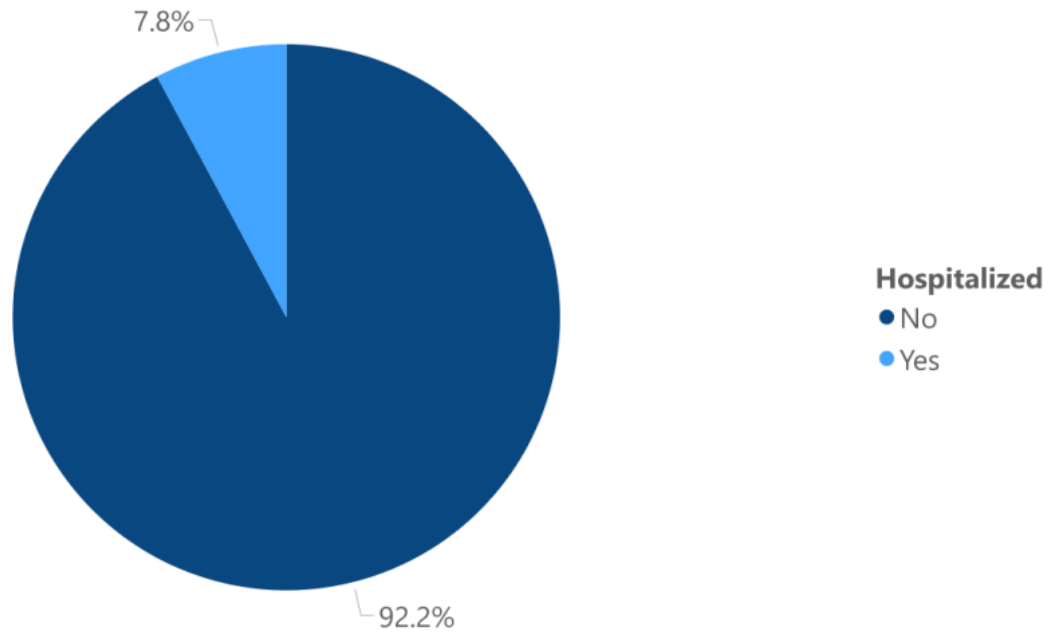
**COVID-19 Deaths by Race/Ethnicity through August 2, 2021\*, Mississippi**



**COVID-19 Hospitalized Cases by Age through August 2, 2021\*, Mississippi**

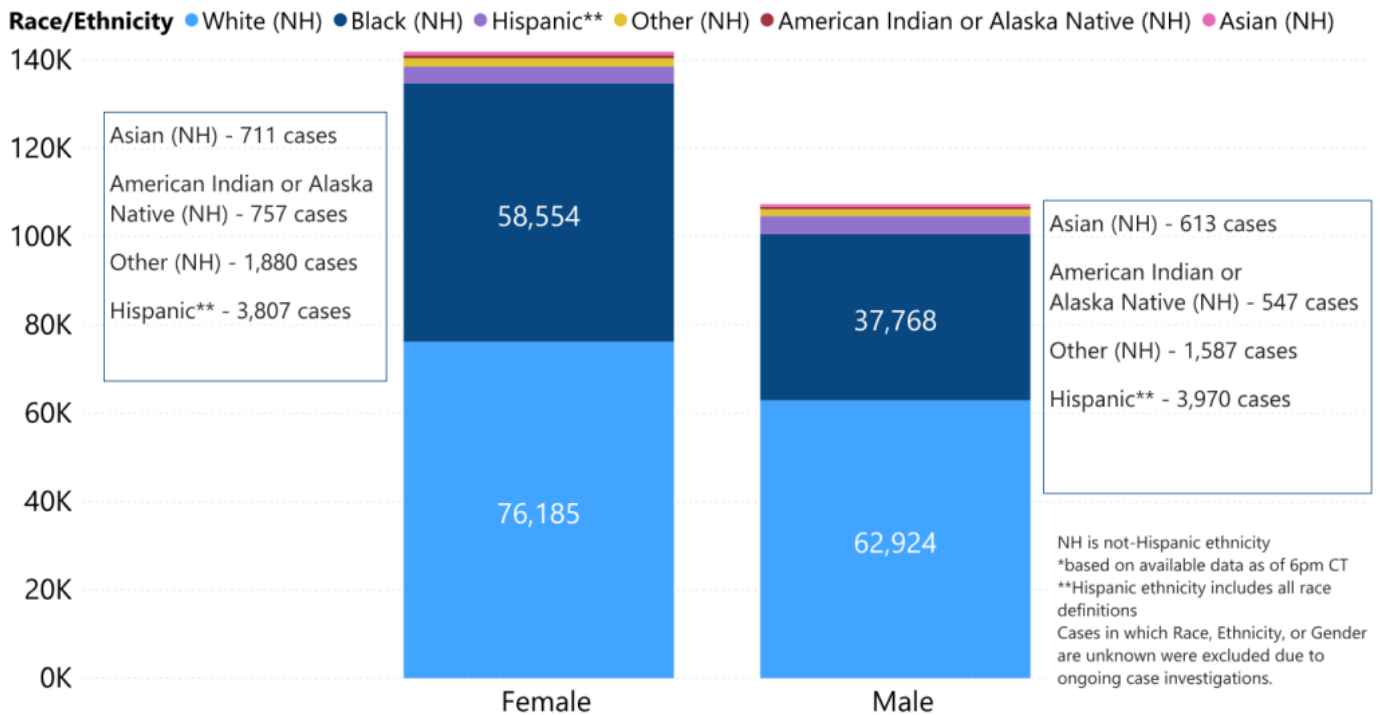


**COVID-19 Cumulative Hospitalizations-Investigated Cases August 2, 2021 \***

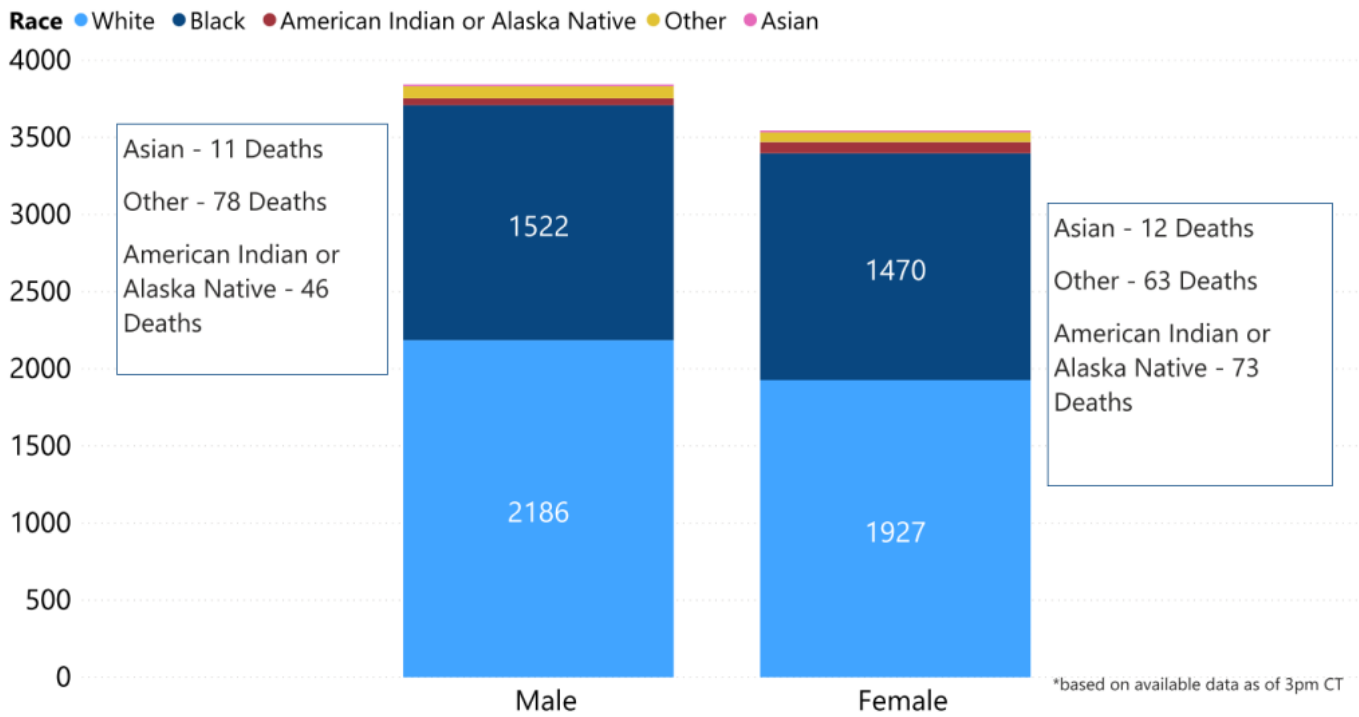


\* Cases in which hospitalization is unknown were excluded due to ongoing case investigations; based on available data as of 3pm CT

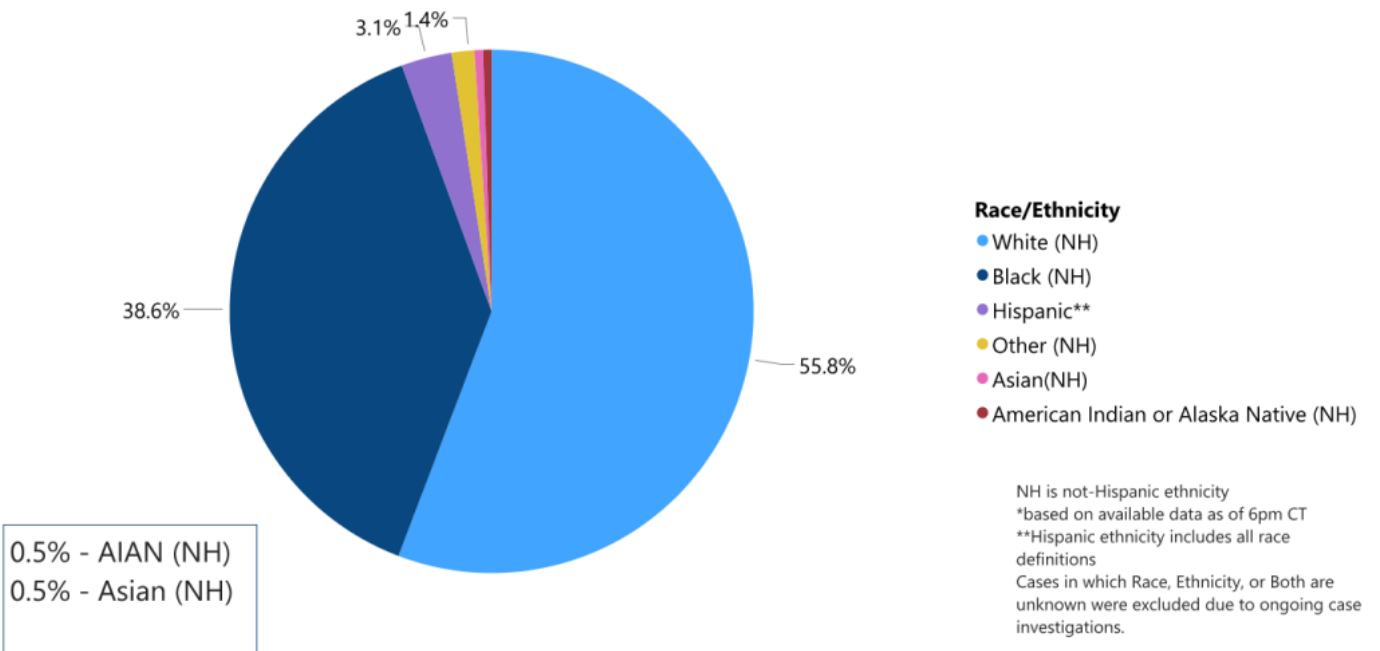
**COVID-19 Cases by Race/Ethnicity and Gender through August 2, 2021\*, Mississippi**



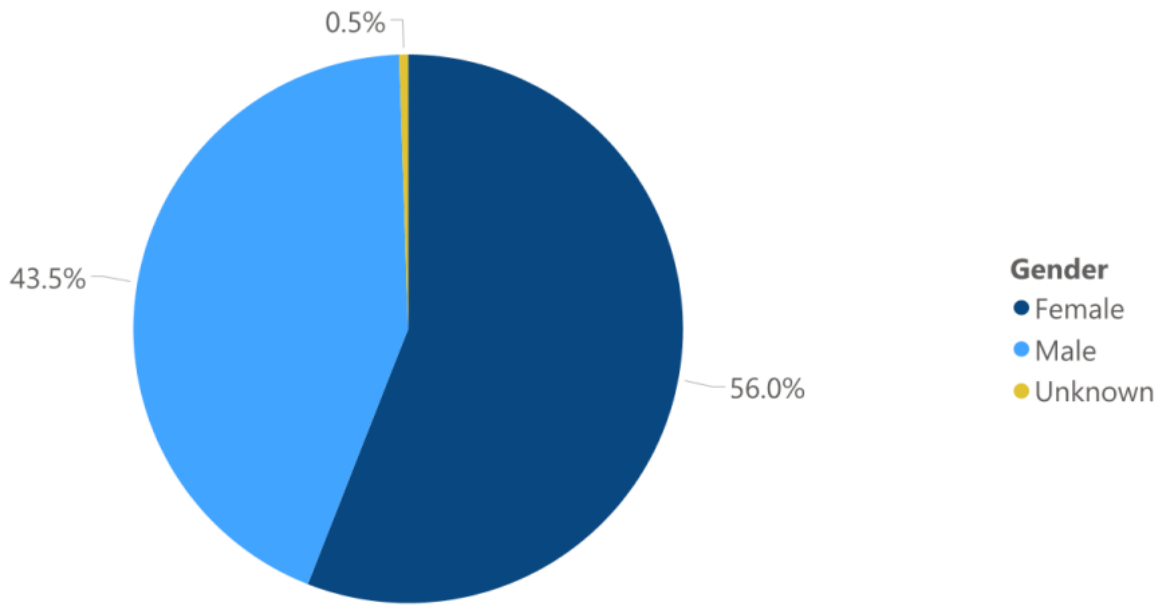
## COVID-19 Deaths by Race and Gender through August 2, 2021\*, Mississippi



## COVID-19 Cases by Race/Ethnicity through August 2, 2021\*, Mississippi



**COVID-19 Cases by Gender through August 2, 2021\*, Mississippi**

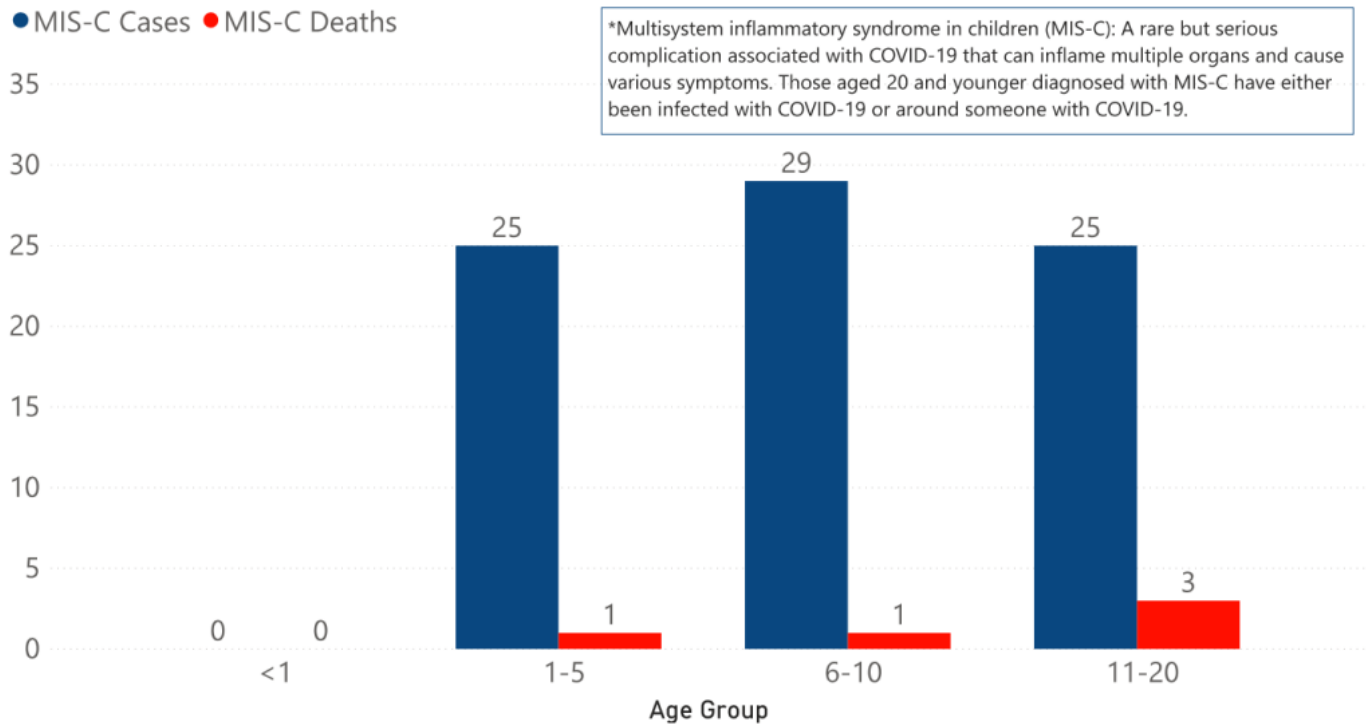


\*Based on available data as of 3pm CT

**Weekly Pediatric MIS-C Cases and Deaths**

[Multisystem inflammatory syndrome in children \(MIS-C\)](#) is a rare but serious condition associated with COVID-19 that causes inflammation in many body parts, including the heart and other vital organs.

**MIS-C\* Cases and Deaths by Age Group through August 2, 2021, Mississippi**



**Weekly High Case and High Incidence Counties**



Tracking counties with recent high numbers of COVID-19 cases, adjusted for population, provides insight on where local outbreaks are most serious, and where protective measures should be increased. For more accurate reporting, these weekly charts include sample collection dates only up to seven days in the past to allow for case investigation and delays in lab test reports.

Cases counts in these charts is based on the date of illness onset. If the date of illness is not known, the date the test sample was taken, or the date of test result reporting is used instead. Counts are adjusted as cases are investigated.

Counties are ranked by two-week case counts, and by two-week incidence (cases proportional to population). A separate table ranking all counties is also available. **All tables updated weekly.**

► [Full tables of counties ranked by weekly incidence and cases](#) PDF

COVID-19 High Incidence MS Counties Over 2 Week Period (July 13 - 26, 2021*)					
County	Cases (Jul 13 - 26)	Cases per 100,000 (Jul 13 - 26)	Cases to Date (through Jul 26)	Cases per 100,000 Total	Percent Change
STONE	248	1352.5	2241	12221.9	12%
HINDS	1848	797.1	23739	10239.4	8%
COVINGTON	145	778.1	2897	15545.2	5%
WILKINSON	60	695.2	772	8945.5	8%
FORREST	515	687.6	8526	11383.6	6%
JACKSON	986	686.5	14978	10429.1	7%
LAUDERDALE	487	657.0	7873	10621.2	7%
LAMAR	409	645.7	6905	10901.0	6%
PEARL RIVER	338	608.6	5124	9226.6	7%
HARRISON	1263	607.0	20291	9751.5	7%
LOWNDES	354	604.1	6983	11917.4	5%
GEORGE	143	583.7	2725	11122.4	6%

\*based on available data as of 3pm CT  
 Cases based on test date. Cases without test date excluded due to ongoing investigations.  
 Table will be updated weekly. A one week lag is used for reporting.

## COVID-19 High Case MS Counties Over 2 Week Period (July 13 - 26, 2021\*)

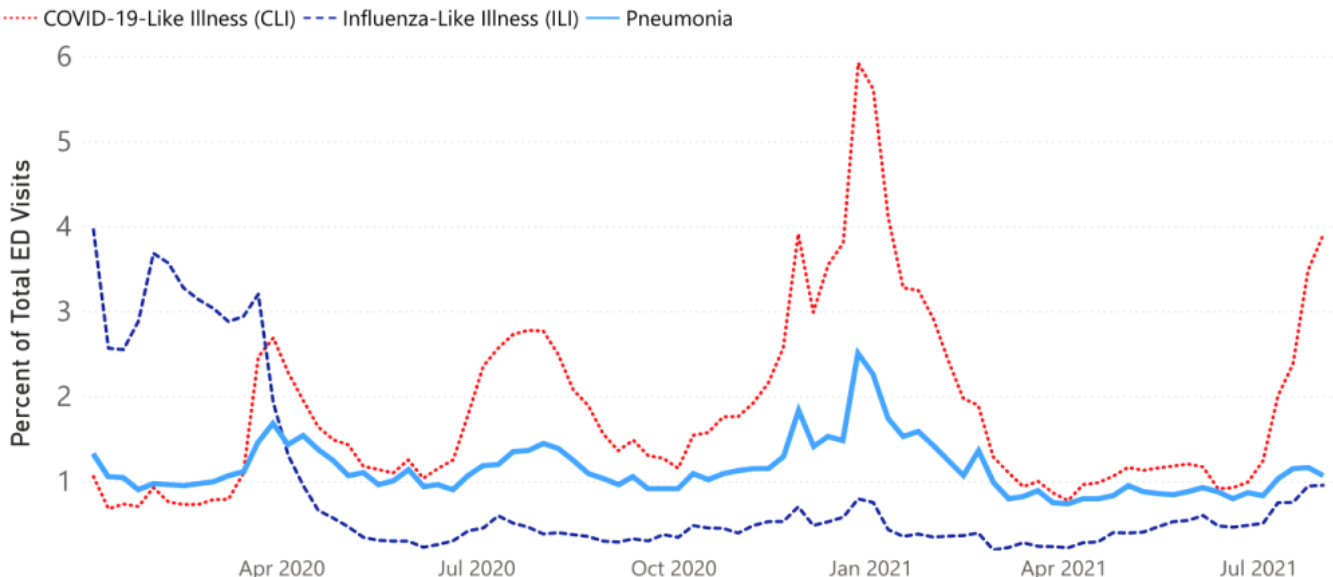
County	Cases (Jul 13 - 26)	Cases per 100,000 (Jul 13 - 26)	Cases to Date (through Jul 26)	Cases per 100,000 Total	Percent Change
HINDS	1848	797.1	23739	10239.4	8%
HARRISON	1263	607.0	20291	9751.5	7%
JACKSON	986	686.5	14978	10429.1	7%
RANKIN	869	559.7	15302	9855.0	6%
DESOTO	530	286.6	23193	12540.5	2%
FORREST	515	687.6	8526	11383.6	6%
LAUDERDALE	487	657.0	7873	10621.2	7%
LAMAR	409	645.7	6905	10901.0	6%
MADISON	396	372.6	10894	10251.1	4%
LEE	379	443.6	10636	12449.1	4%
JONES	372	546.3	8945	13135.5	4%
LOWNDES	354	604.1	6983	11917.4	5%

\*based on available data as of 3pm CT  
 Cases based on test date. Cases without test date excluded due to ongoing investigations.  
 Table will be updated weekly. A one week lag is used for reporting.

## Syndromic Surveillance

Emergency department visits by those with symptoms characteristic of COVID-19, influenza and pneumonia, updated weekly.

### Percentage of Emergency Department and Clinic visits for CLI, ILI, and Pneumonia Cases Weekly Statewide Summary, January 4, 2020 - July 31, 2021



\*The graph represents syndromic surveillance data from emergency department visits, reported electronically by hospitals throughout the state, that are consistent with COVID-19-Like Illness (CLI), Influenza-Like Illness (ILI), and Pneumonia.  
 Based on available data as of 6pm CT. Graph will be updated weekly.

## Estimated Recoveries

Presumed COVID-19 cases recovered, estimated weekly (does not include cases still under investigation).

320,771

Presumed Recovered\*

\*Reflects Provisional Estimates. Presumed Recovered if:

- 1) It has been 14 days or more since the case tested positive, if they were not hospitalized
- 2) It has been 21 days or more since the case tested positive, if they were hospitalized or hospitalization was unknown.

All deaths excluded. Presumed recovered counts will be updated weekly.

## U.S. and World Cases

- ▶ [COVID-19 cases in the United States \(CDC\)](#)
- ▶ [U.S. COVID-19 Tracker \(CDC\)](#)
- ▶ [COVID-19 Global Case Map \(Johns Hopkins University\)](#)

## Prevention and Guidance for Individuals and the Community

- ▶ [Preventive steps to take, recommendations, guidance and general information on COVID-19](#)

Last reviewed on Mar 5,

2020

[error on this](#)

[email page](#)

[print](#)

### *Related resources*

- ▶ [Free COVID-19 Testing and Local Testing Providers](#)
- ▶ [COVID-19 Guidance and Prevention for Individuals and the Community](#)  
Updated July 28, 2021

### *More topics*

- ▶ [\[ Espanol, Tieng Viet, ASL \]](#)
- ▶ [County COVID-19 Data](#)
- ▶ [COVID-19 Data Reports](#)
- ▶ [Handouts and Posters](#)
- ▶ [Healthcare Professionals](#)
- ▶ [Interactive Maps and Charts](#)
- ▶ [Prevention and Safety Guidance](#)

- ▶ [School Cases and Outbreaks](#)
- ▶ [Testing for COVID-19](#)
- ▶ [Vaccination Against COVID-19](#)

Get COVID-19 e-mail updates daily with our free newsletter:



**Stay home - Call in!**

You can hold your WIC appointment by **phone** or on your **computer**.

**Set up yours today!**  
*Call your local WIC center*

#### AGENCY

- [About Us](#)
- [Administration](#)
- [Board of Health](#)
- [County Offices](#)
- [Institutional Review](#)
- [Jobs](#)
- [Locations](#)
- [Public Health Laboratory](#)
- [RFPs/Grants](#)
- [More »](#)

- [Intranet](#)
- [OHIT+ER Service Center](#)
- [Webmail](#)

#### INFORMATION

- [Apps](#)
- [Calendar of Events](#)
- [Contact Us](#)
- [Meetings](#)
- [Health Resources](#)
- [Hotlines](#)
- [Locations](#)
- [News](#)
- [Newsletter](#)
- [Phone Numbers](#)
- [Español](#)

## I NEED A ...

[Birth Certificate](#)

[Certificate of Need](#)

[Children's Health Insurance](#)

[Complaint Form](#)

[Criminal History Check](#)

[Death Certificate](#)

[Divorce Record](#)

[Food Permit](#)

[Immunization Record](#)

[J-1 Visa](#)

[License Verification](#)

[Marriage Record](#)

[Professional License](#)

[Public Records Request](#)

[Wastewater Application](#)

## PUBLICATIONS

[Annual Report](#)

[CON Weekly Reports](#)

[Health Facilities Directory](#)

[Mississippi Morbidity Reports](#)

[Public Health Report](#)

[State Health Plan](#)

[Strategic Plan](#)

[More »](#)

Mississippi State Department of Health • 570 East Woodrow Wilson Dr • Jackson, MS 39216 • 866-HLTHY4U • [Contact and information](#)

