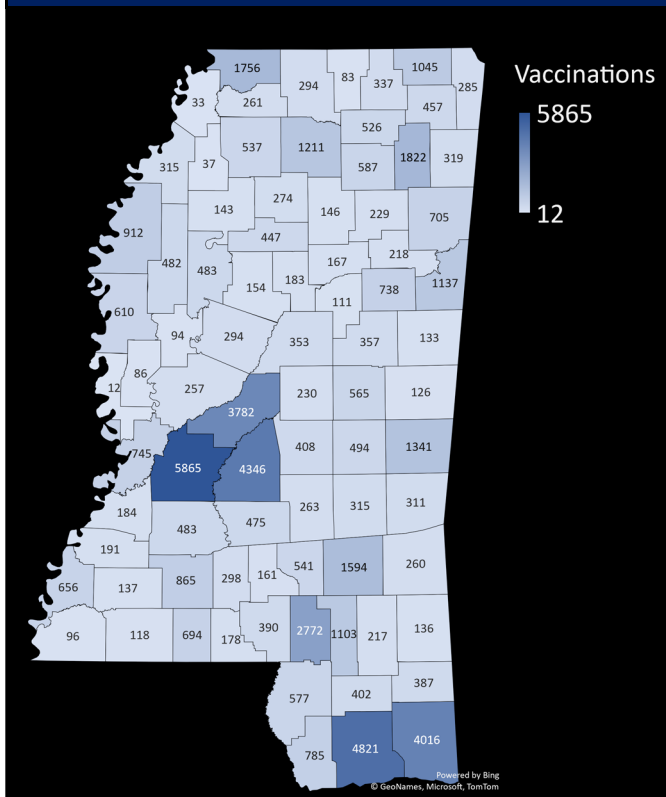


Mississippi State Department of Health COVID-19 Vaccination Reporting

Updated January 13, 2021

Vaccine providers administering COVID-19 vaccine are required to report the doses administered to the Mississippi Immunization Information Exchange (MIIX), the statewide immunization registry, within 24 hours after administration

County of Residence for Reported Vaccinations



Total Reported Vaccinations

People Initiating Vaccination (1st Dose)	66,024
People Fully Vaccinated (2nd Dose)	7,367
Total Doses Administered	73,391

Vaccine Doses Distributed

Federal Pharmacy Partnership	89,700
Mississippi Enrolled Providers*	174,950
Total	264,650

*Includes hospitals, private clinics, and MSDH drive through clinics

Race

Race	Vaccinations	% of Vaccinations
White	51,151	63%
Black	12,545	16%
Asian	1,249	2%
AIAN*	120	0%
Other	15,798	20%
None	0	0%

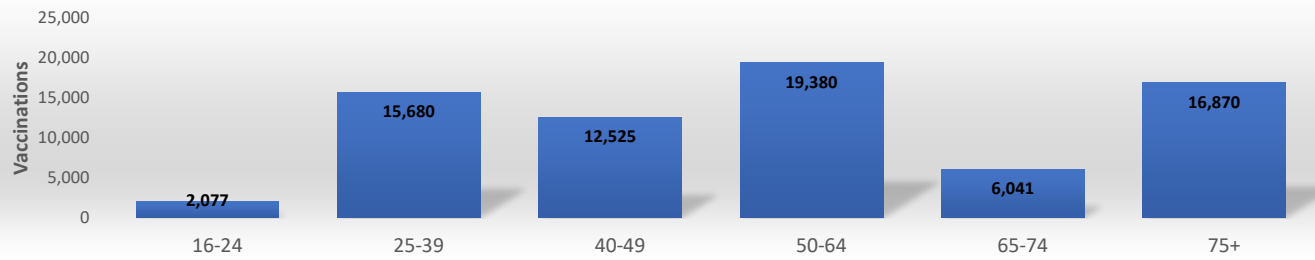
*American Indian and Alaskan Native

Ethnicity

Ethnicity	Vaccinations	% of Vaccinations
Not Hispanic	62,893	86%
Hispanic	650	1%
Unknown	9,848	13%

Age Group


Reported Vaccinations by Age Group**



**Those with unknown ages are excluded

Week

Reported Vaccinations by Week***



***Those with unknown weeks are excluded