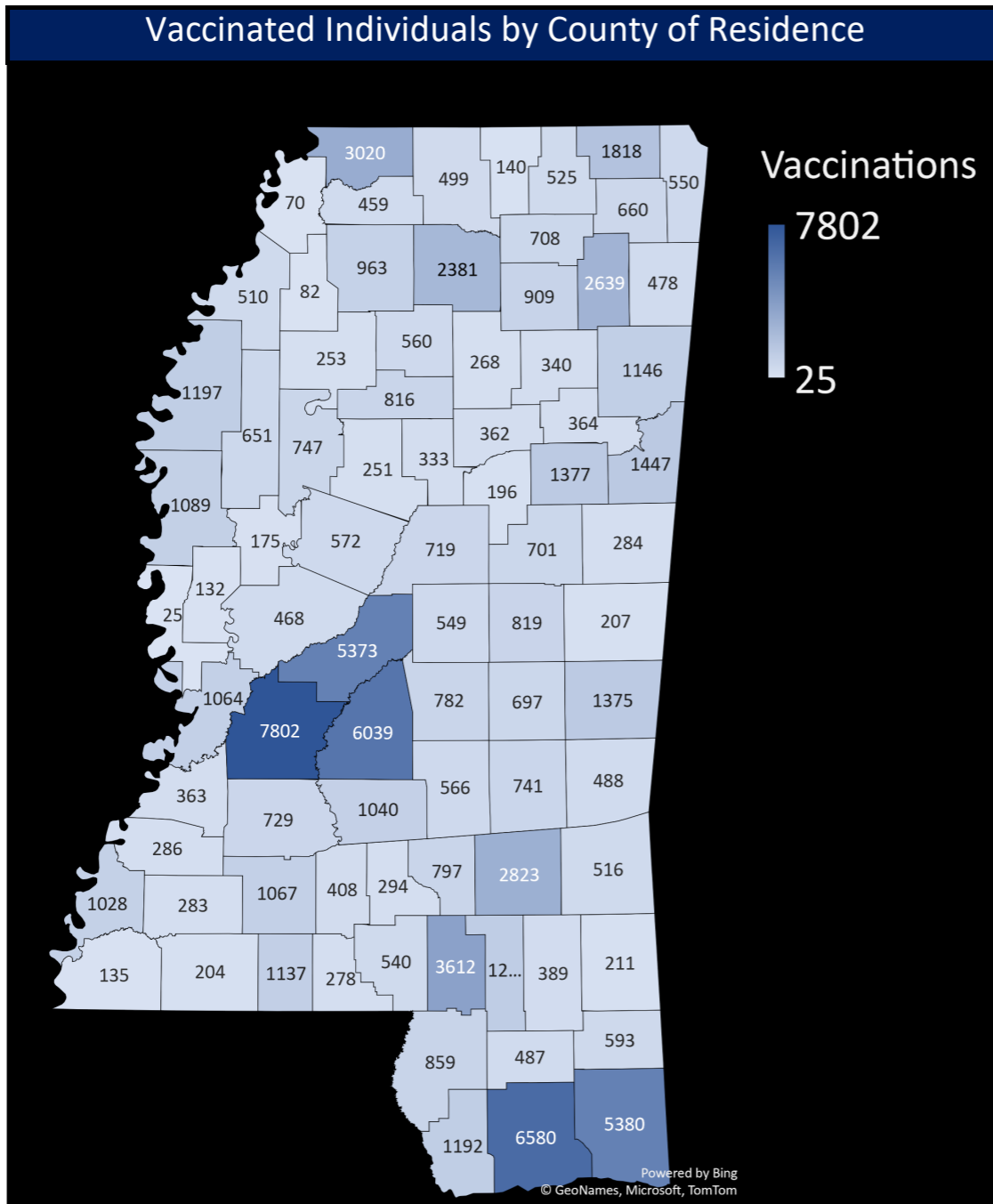


# Mississippi State Department of Health COVID-19 Vaccination Reporting

## Updated January 16, 2021

Vaccine providers administering COVID-19 vaccine are required to report the doses administered to the Mississippi Immunization Information Exchange (MIIX), the statewide immunization registry, within 24 hours after administration

### Vaccinated Individuals by County of Residence



### Total Reported Vaccinations

People Initiating Vaccination (1st Dose)	99,766
People Fully Vaccinated (2nd Dose)	9,588
<b>Total Doses Administered</b>	<b>109,354</b>

### Vaccine Doses Distributed

Federal Pharmacy Partnership	89,700
Mississippi Enrolled Providers*	193,925
<b>Total</b>	<b>282,625</b>

\*includes hospitals, private clinics, and MSDH drive through clinics

### Race

Race	Vaccinations	% of Vaccinations
White	76,272	62%
Black	17,713	14%
Asian	1,544	1%
AIAN*	150	0%
Other**	26,757	22%

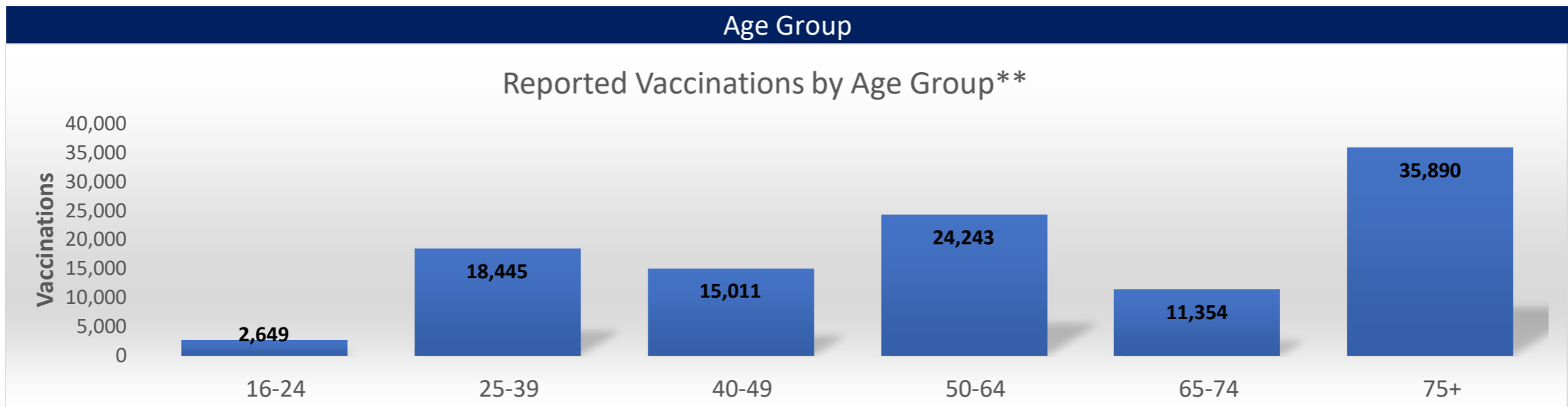
\*American Indian and Alaskan Native

\*\*Unknown vaccinated persons are included in Other

### Ethnicity

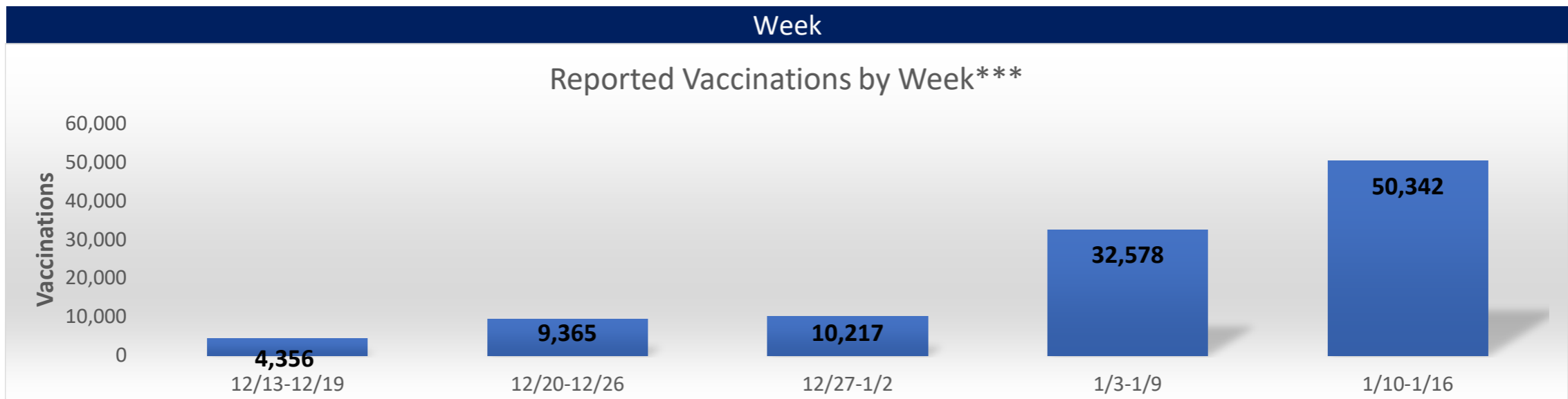
Ethnicity	Vaccinations	% of Vaccinations
Not Hispanic	93,345	85%
Hispanic	877	1%
Unknown	15,132	14%

### Age Group



\*\*Those with unknown ages are excluded

### Week



\*\*\*Those with unknown weeks are excluded