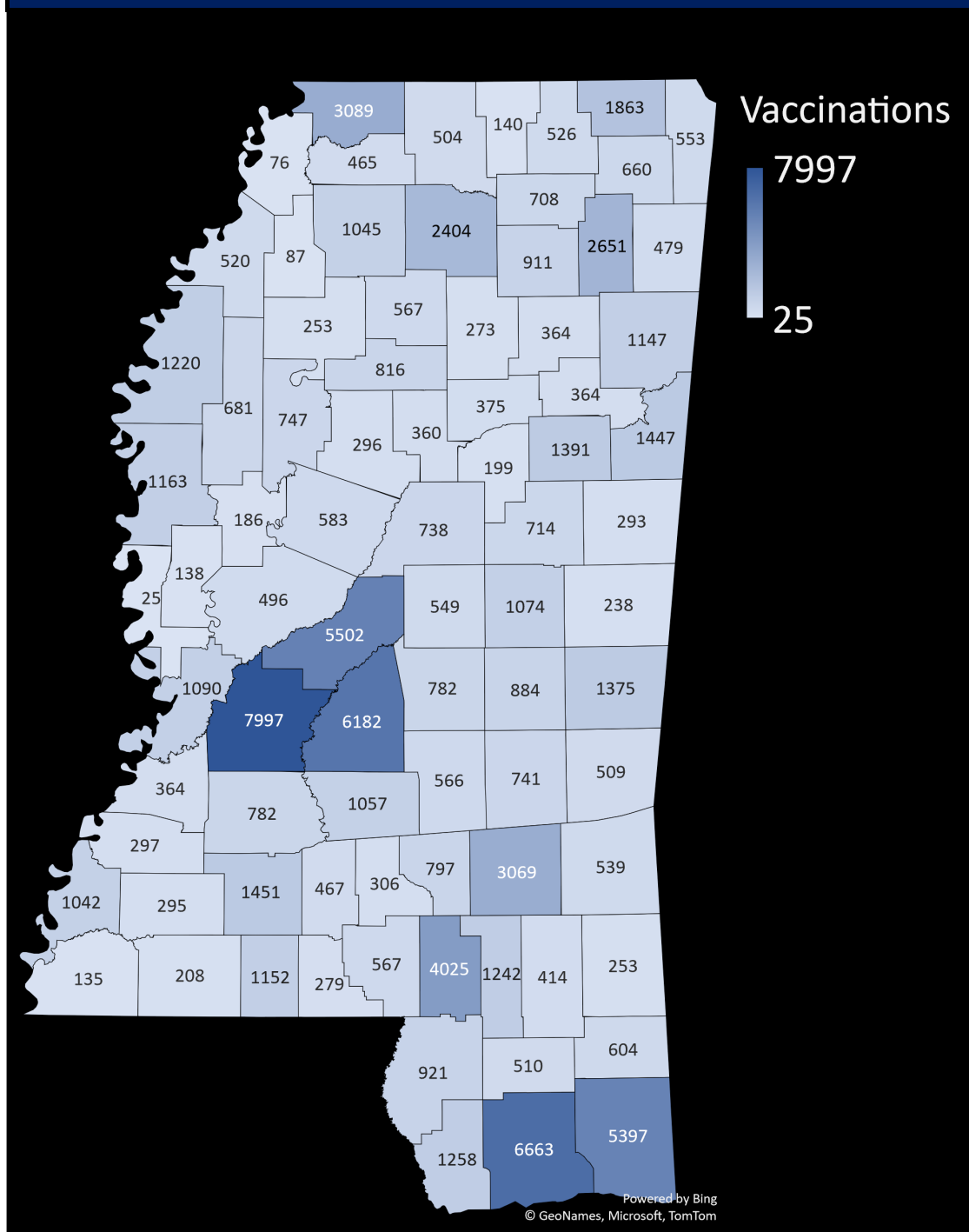


# Mississippi State Department of Health COVID-19 Vaccination Reporting

## Updated January 18, 2021

Vaccine providers administering COVID-19 vaccine are required to report the doses administered to the Mississippi Immunization Information Exchange (MIIX), the statewide immunization registry, within 24 hours after administration

### Vaccinated Individuals by County of Residence



### Total Reported Vaccinations

People Initiating Vaccination (1st Dose)	105,228
People Fully Vaccinated (2nd Dose)	9,719
<b>Total Doses Administered</b>	<b>114,947</b>

### Vaccine Doses Distributed

Federal Pharmacy Partnership	101,400
Mississippi Enrolled Providers*	271,425
<b>Total</b>	<b>372,825</b>

\*includes hospitals, private clinics, and MSDH drive through clinics

### Race\*

Race	Vaccinations	% of Vaccinations
White	61,911	71%
Black	13,592	16%
Asian	1,405	2%
AIAN**	85	0%
Pacific Islander	44	0%
Multi-racial	39	0%
Other	10,085	12%

\*Those with unknown race are excluded

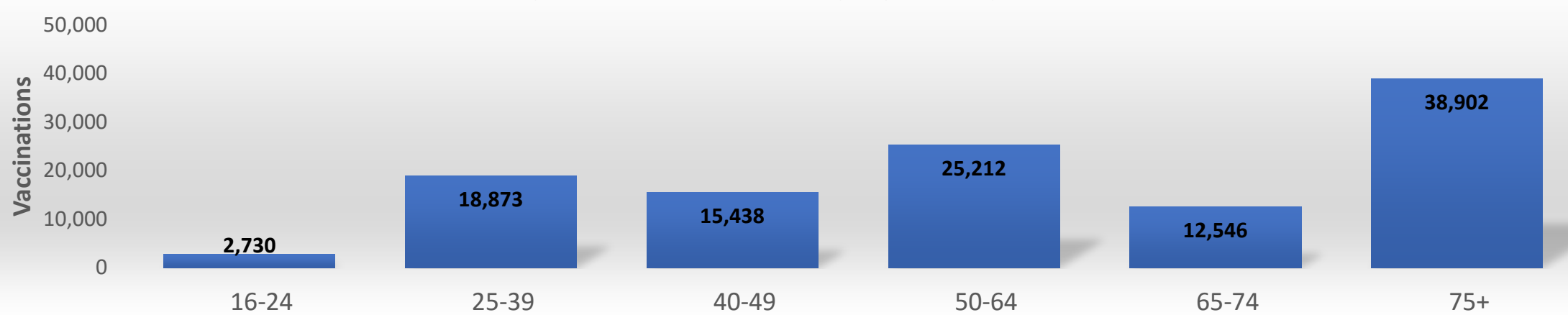
\*\*American Indian and Alaskan Native

### Ethnicity

Ethnicity	Vaccinations	% of Vaccinations
Not Hispanic	98,713	86%
Hispanic	908	1%
Unknown	15,326	13%

### Age Group

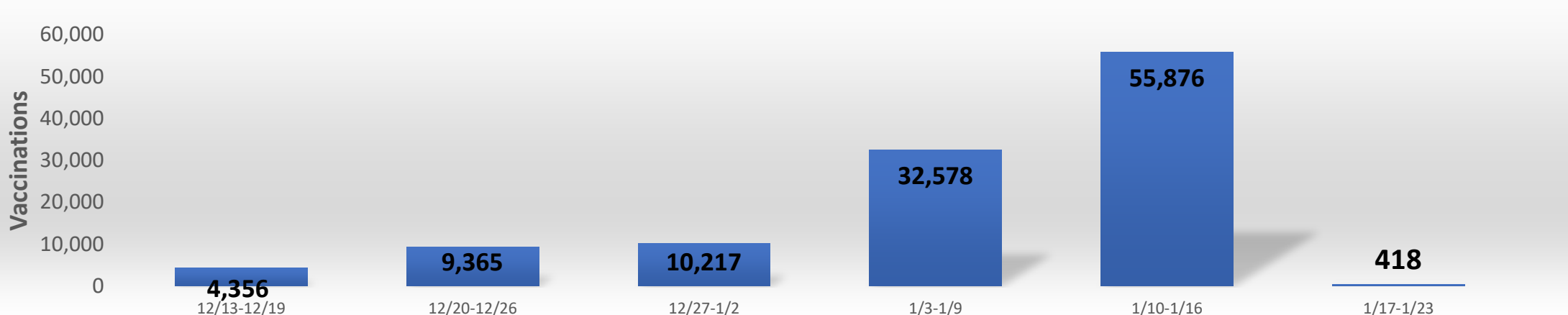
#### Reported Vaccinations by Age Group\*\*



\*\*Those with unknown ages are excluded

### Week

#### Reported Vaccinations by Week\*\*\*



\*\*\*Those with unknown week of vaccine administration are excluded