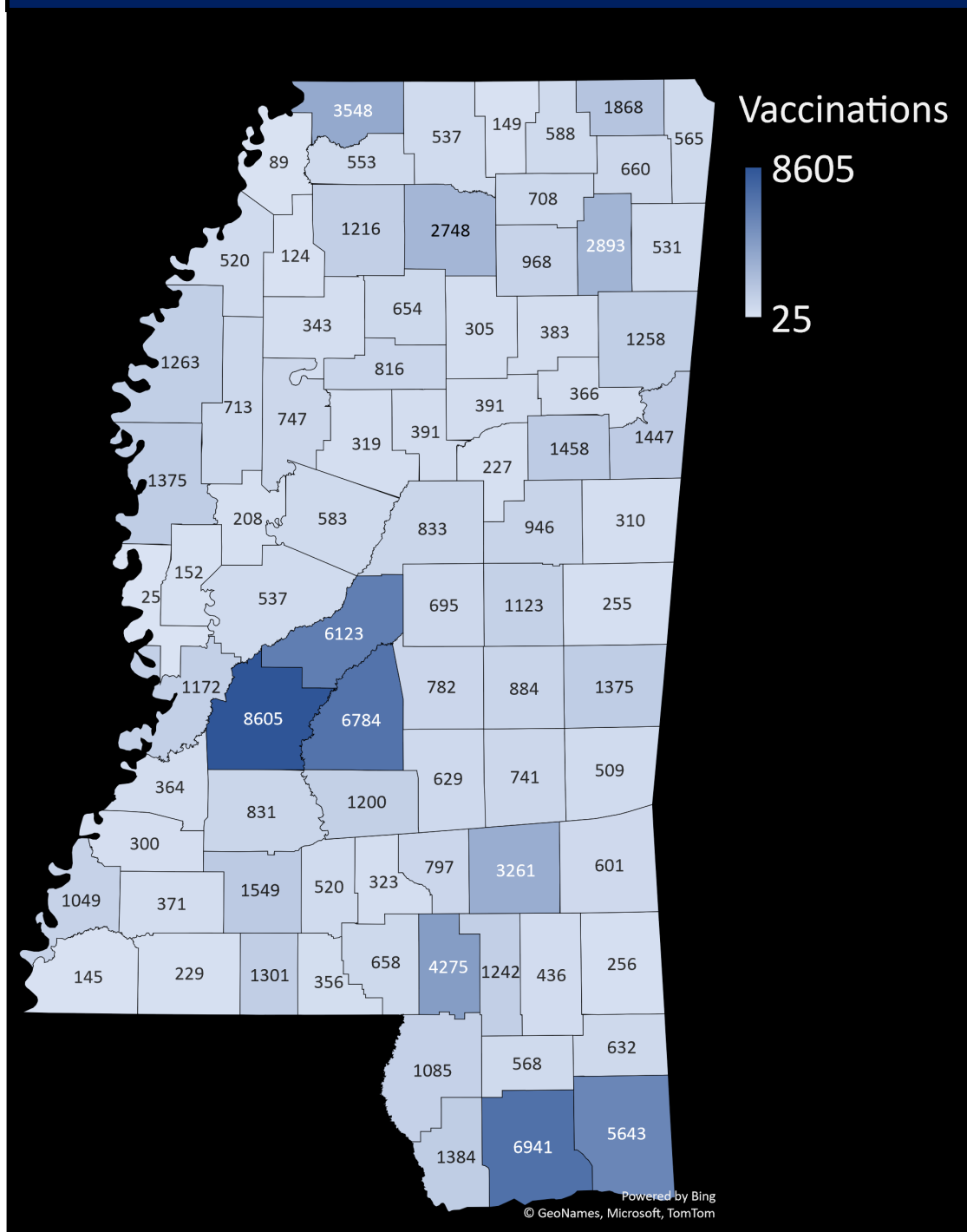


# Mississippi State Department of Health COVID-19 Vaccination Reporting

## Updated January 19, 2021

Vaccine providers administering COVID-19 vaccine are required to report the doses administered to the Mississippi Immunization Information Exchange (MIIX), the statewide immunization registry, within 24 hours after administration

### Vaccinated Individuals by County of Residence



### Total Reported Vaccinations

People Initiating Vaccination (1st Dose)	113,578
People Fully Vaccinated (2nd Dose)	10,124
<b>Total Doses Administered</b>	<b>123,702</b>

### Vaccine Doses Distributed

Federal Pharmacy Partnership	101,400
Mississippi Enrolled Providers*	271,425
<b>Total</b>	<b>372,825</b>

\*includes hospitals, private clinics, and MSDH drive through clinics

### Race\*

Race	Vaccinations	% of Vaccinations
White	66,617	71%
Black	14,410	15%
Asian	1,512	2%
AIAN**	89	0%
Pacific Islander	48	0%
Multi-racial	39	0%
Other	11,382	12%

\*Those with unknown race are excluded

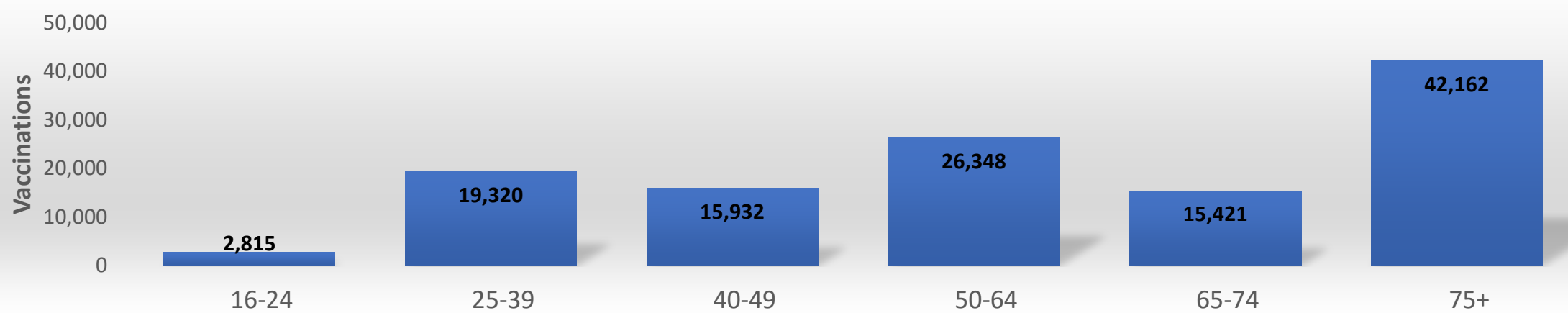
\*\*American Indian and Alaskan Native

### Ethnicity

Ethnicity	Vaccinations	% of Vaccinations
Not Hispanic	106,433	86%
Hispanic	960	1%
Unknown	16,309	13%

### Age Group

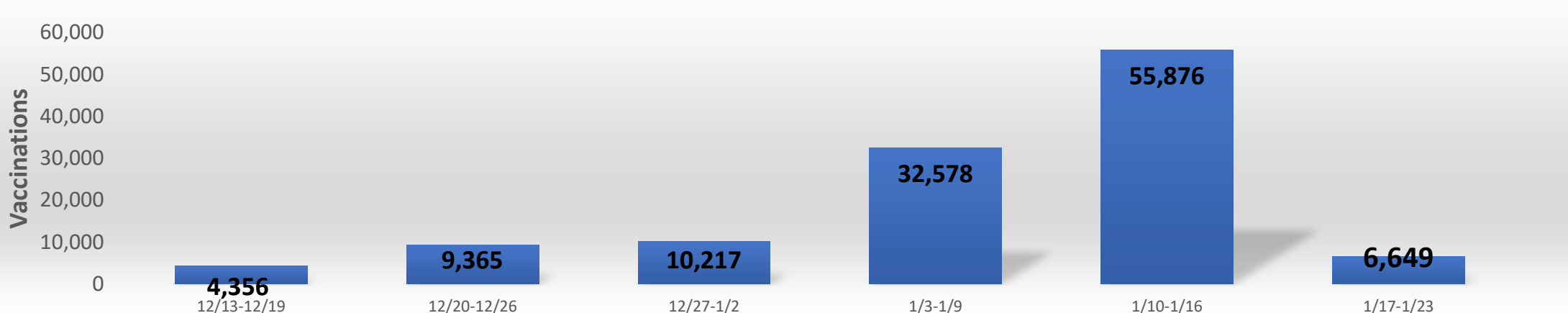
#### Reported Vaccinations by Age Group\*\*



\*\*Those with unknown ages are excluded

### Week

#### Reported Vaccinations by Week\*\*\*



\*\*\*Those with unknown week of vaccine administration are excluded