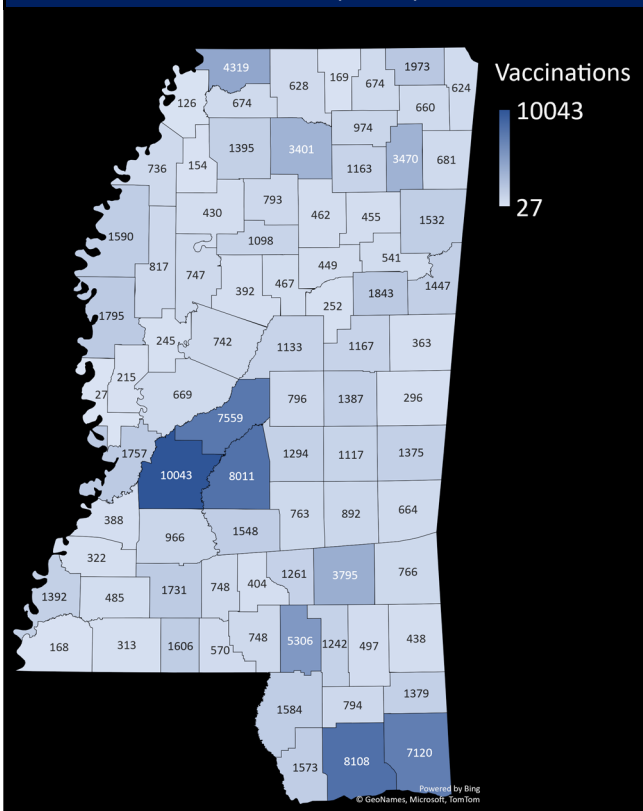


Mississippi State Department of Health COVID-19 Vaccination Reporting

Updated January 21, 2021

Vaccine providers administering COVID-19 vaccine are required to report the doses administered to the Mississippi Immunization Information Exchange (MIIX), the statewide immunization registry, within 24 hours after administration

Vaccinated Individuals by County of Residence



Total Reported Vaccinations

People Initiating Vaccination (1st Dose)	138,780
People Fully Vaccinated (2nd Dose)	13,595
Total Doses Administered	152,374

Vaccine Doses Distributed

Federal Pharmacy Partnership	101,400
Mississippi Enrolled Providers*	290,825
Total	392,225

*includes hospitals, private clinics, and MSDH drive through clinics

Race*

Race	Vaccinations	% of Vaccinations
White	82,297	70%
Black	17,976	15%
Asian	1,762	2%
AIAN**	122	0%
Pacific Islander	66	0%
Multi-racial	40	0%
Other	14,833	13%

*Those with unknown race are excluded

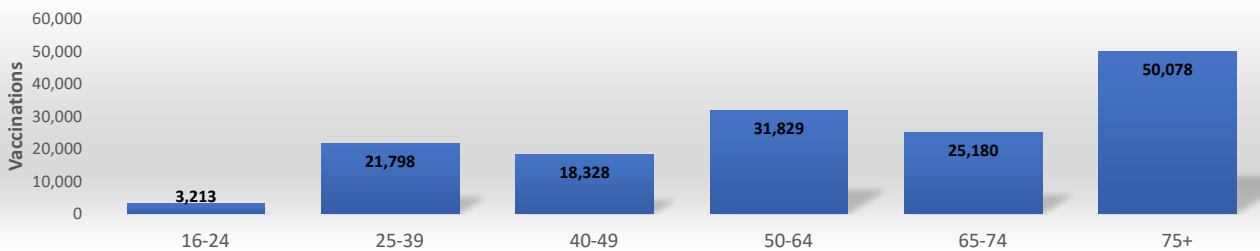
**American Indian and Alaskan Native

Ethnicity

Ethnicity	Vaccinations	% of Vaccinations
Not Hispanic	130,756	86%
Hispanic	1,143	1%
Unknown	20,475	13%

Age Group

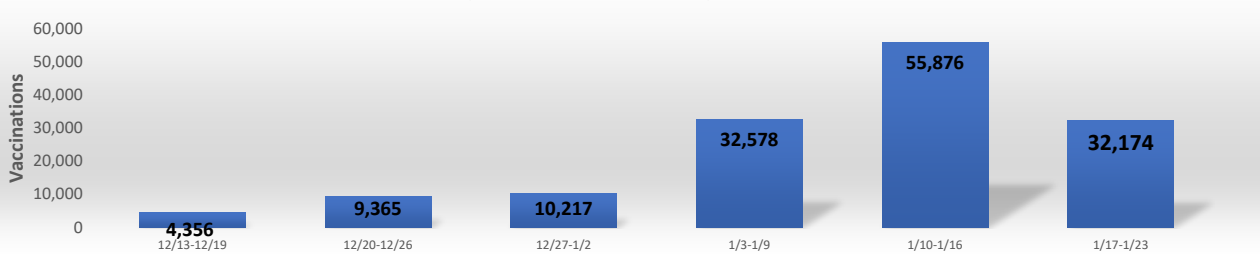
Reported Vaccinations by Age Group**



**Those with unknown ages are excluded

Week

Reported Vaccinations by Week***



***Those with unknown week of vaccine administration are excluded