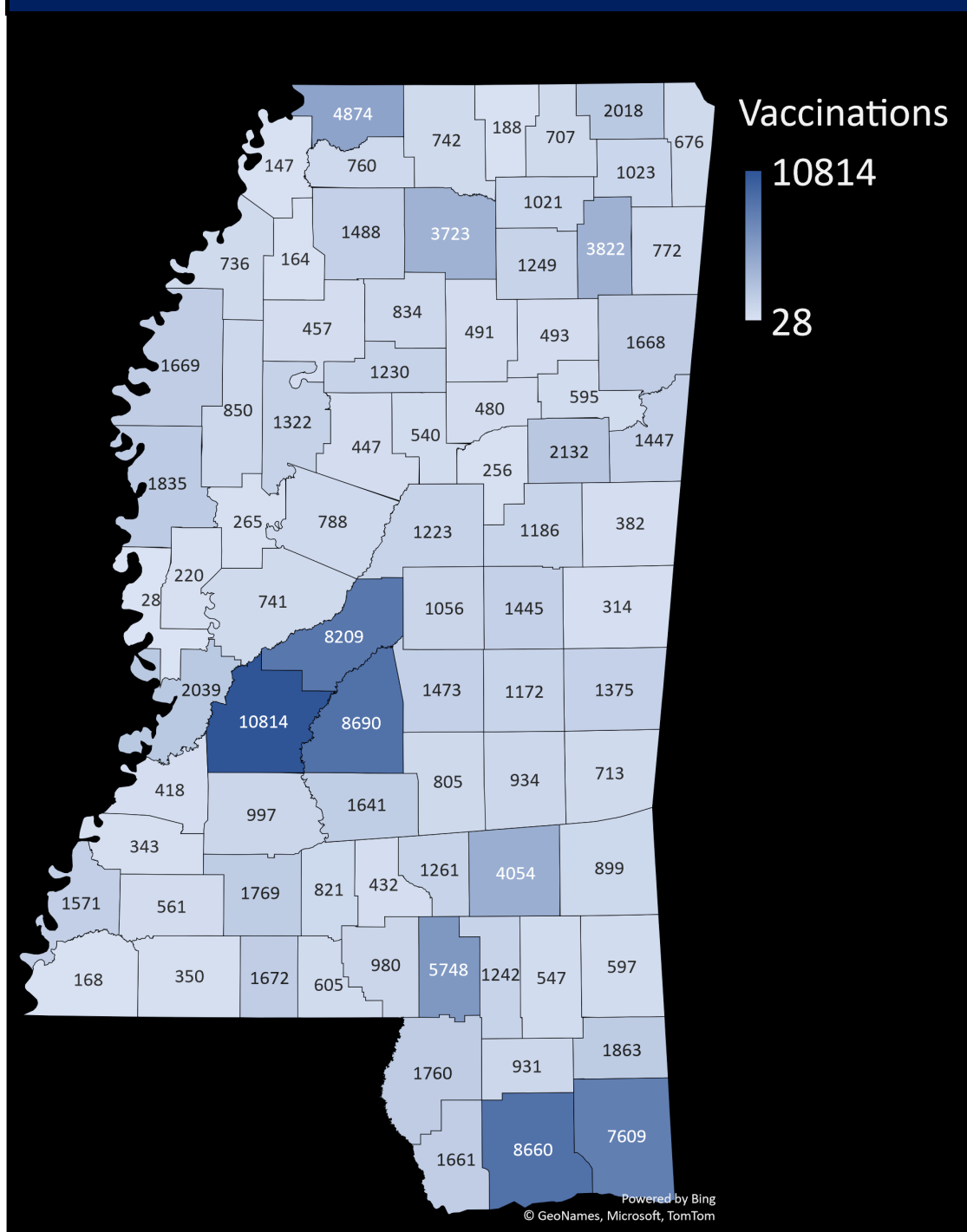


Mississippi State Department of Health COVID-19 Vaccination Reporting

Updated January 22, 2021

Vaccine providers administering COVID-19 vaccine are required to report the doses administered to the Mississippi Immunization Information Exchange (MIIX), the statewide immunization registry, within 24 hours after administration

Vaccinated Individuals by County of Residence



Total Reported Vaccinations

People Initiating Vaccination (1st Dose)	150,786
People Fully Vaccinated (2nd Dose)	15,089
Total Doses Administered	165,875

Vaccine Doses Distributed

Federal Pharmacy Partnership	101,400
Mississippi Enrolled Providers*	306,550
Total	407,950

*includes hospitals, private clinics, and MSDH drive through clinics

Race*

Race	Vaccinations	% of Vaccinations
White	89,517	70%
Black	19,723	15%
Asian	1,870	1%
AIAN**	135	0%
Pacific Islander	72	0%
Multi-racial	43	0%
Other	16,495	13%

*Those with unknown race are excluded

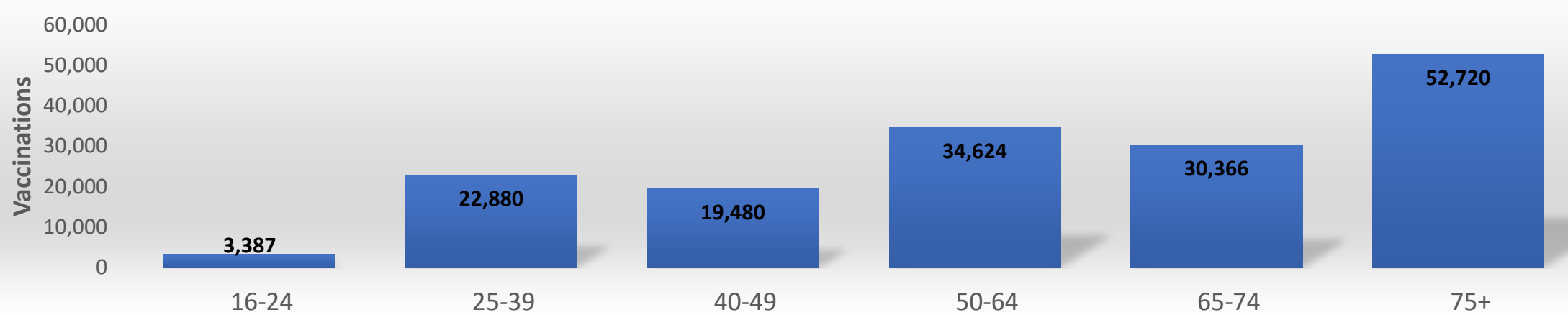
**American Indian and Alaskan Native

Ethnicity

Ethnicity	Vaccinations	% of Vaccinations
Not Hispanic	142,295	86%
Hispanic	1,241	1%
Unknown	22,339	13%

Age Group

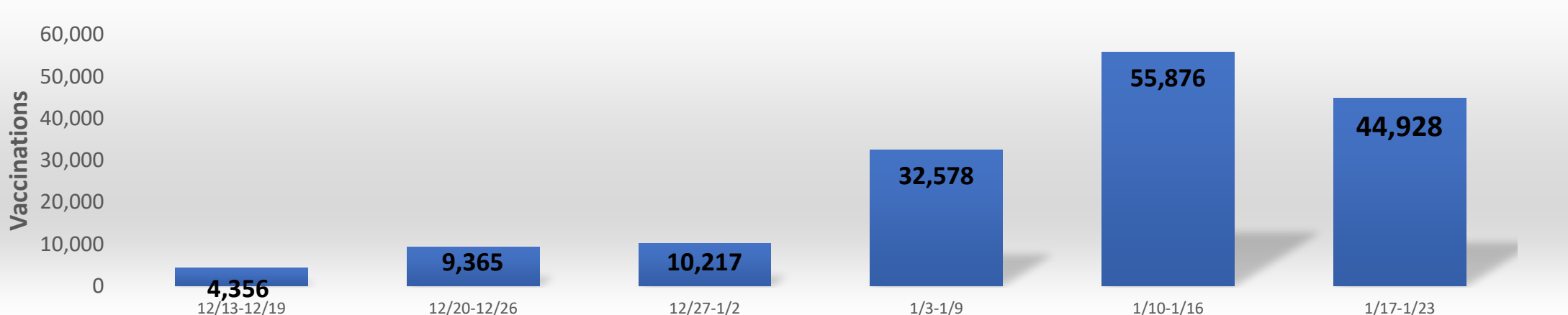
Reported Vaccinations by Age Group**



**Those with unknown ages are excluded

Week

Reported Vaccinations by Week***



***Those with unknown week of vaccine administration are excluded