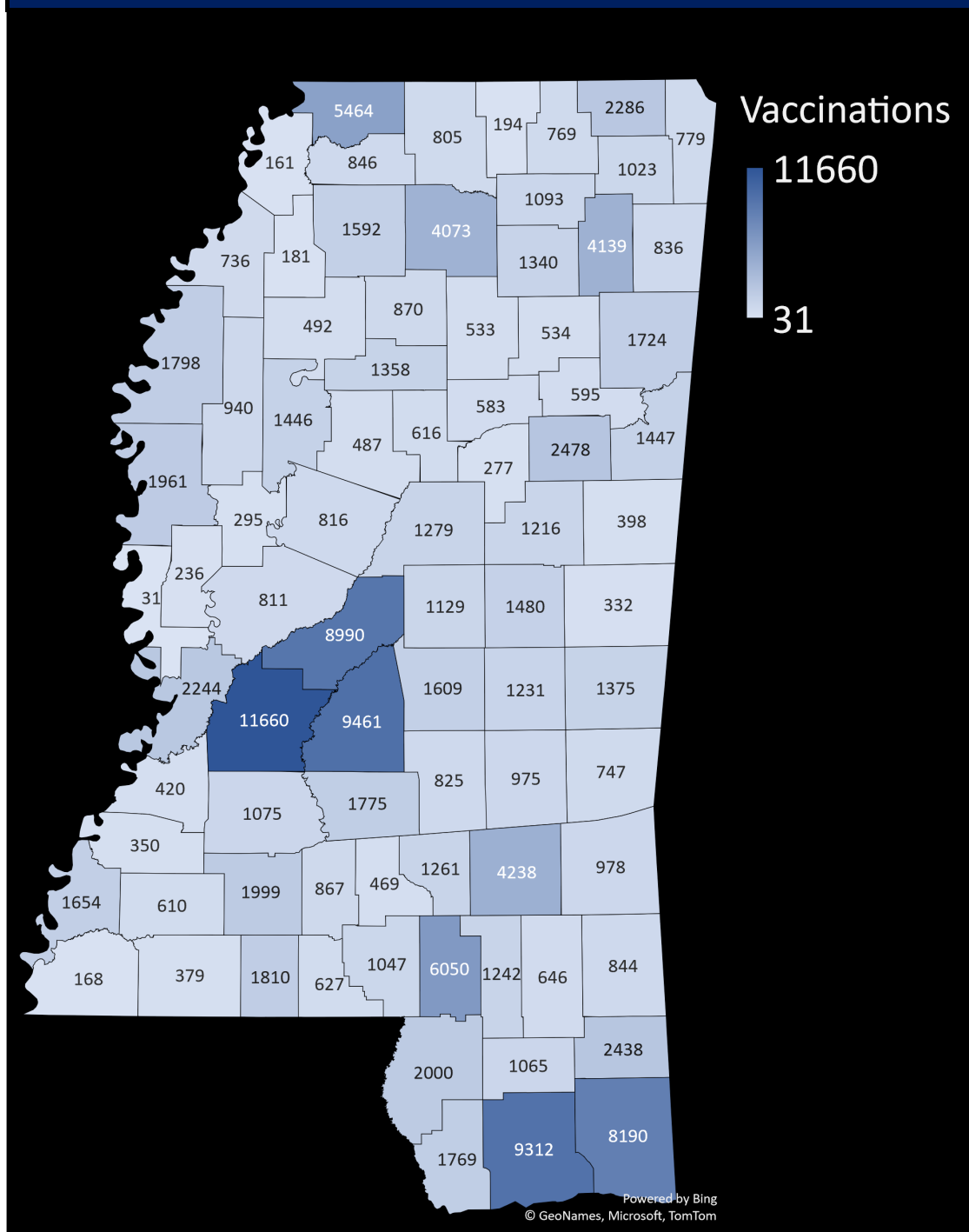


Mississippi State Department of Health COVID-19 Vaccination Reporting

Updated January 23, 2021

Vaccine providers administering COVID-19 vaccine are required to report the doses administered to the Mississippi Immunization Information Exchange (MIIX), the statewide immunization registry, within 24 hours after administration

Vaccinated Individuals by County of Residence



Total Reported Vaccinations

People Initiating Vaccination (1st Dose)	163,471
People Fully Vaccinated (2nd Dose)	16,321
Total Doses Administered	179,792

Vaccine Doses Distributed

Federal Pharmacy Partnership	101,400
Mississippi Enrolled Providers*	312,850
Total	414,250

*includes hospitals, private clinics, and MSDH drive through clinics

Race*

Race	Vaccinations	% of Vaccinations
White	97,355	70%
Black	21,410	15%
Asian	1,980	1%
AIAN**	151	0%
Pacific Islander	77	0%
Multi-racial	45	0%
Other	18,000	13%

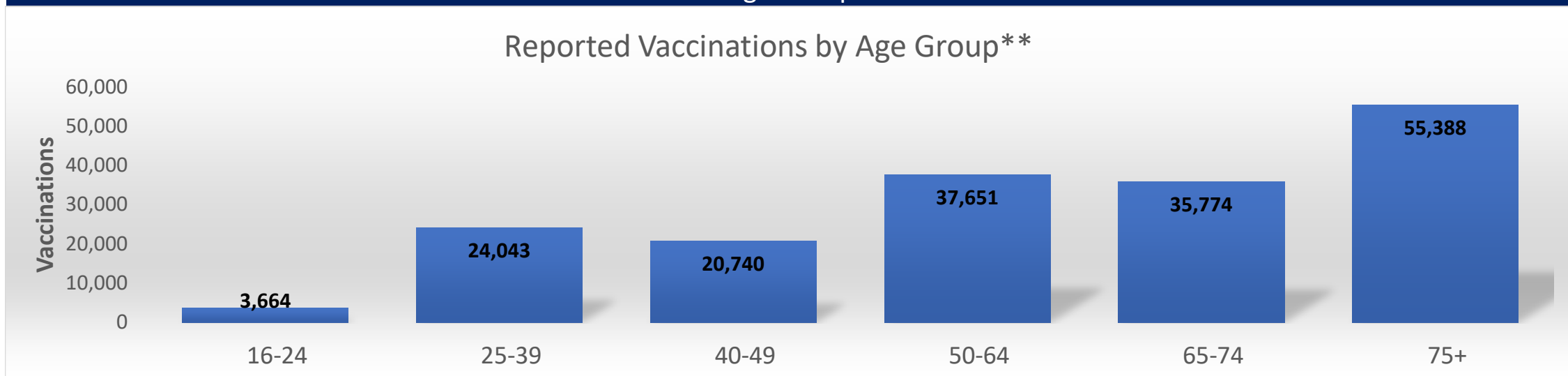
*Those with unknown race are excluded

**American Indian and Alaskan Native

Ethnicity

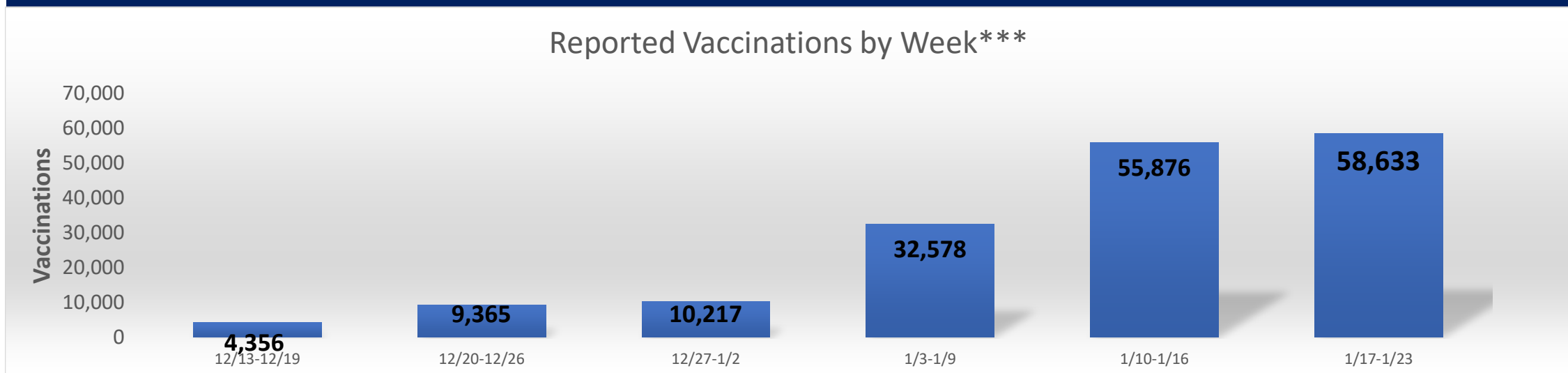
Ethnicity	Vaccinations	% of Vaccinations
Not Hispanic	154,288	86%
Hispanic	1,342	1%
Unknown	24,162	13%

Age Group



**Those with unknown ages are excluded

Week



***Those with unknown week of vaccine administration are excluded