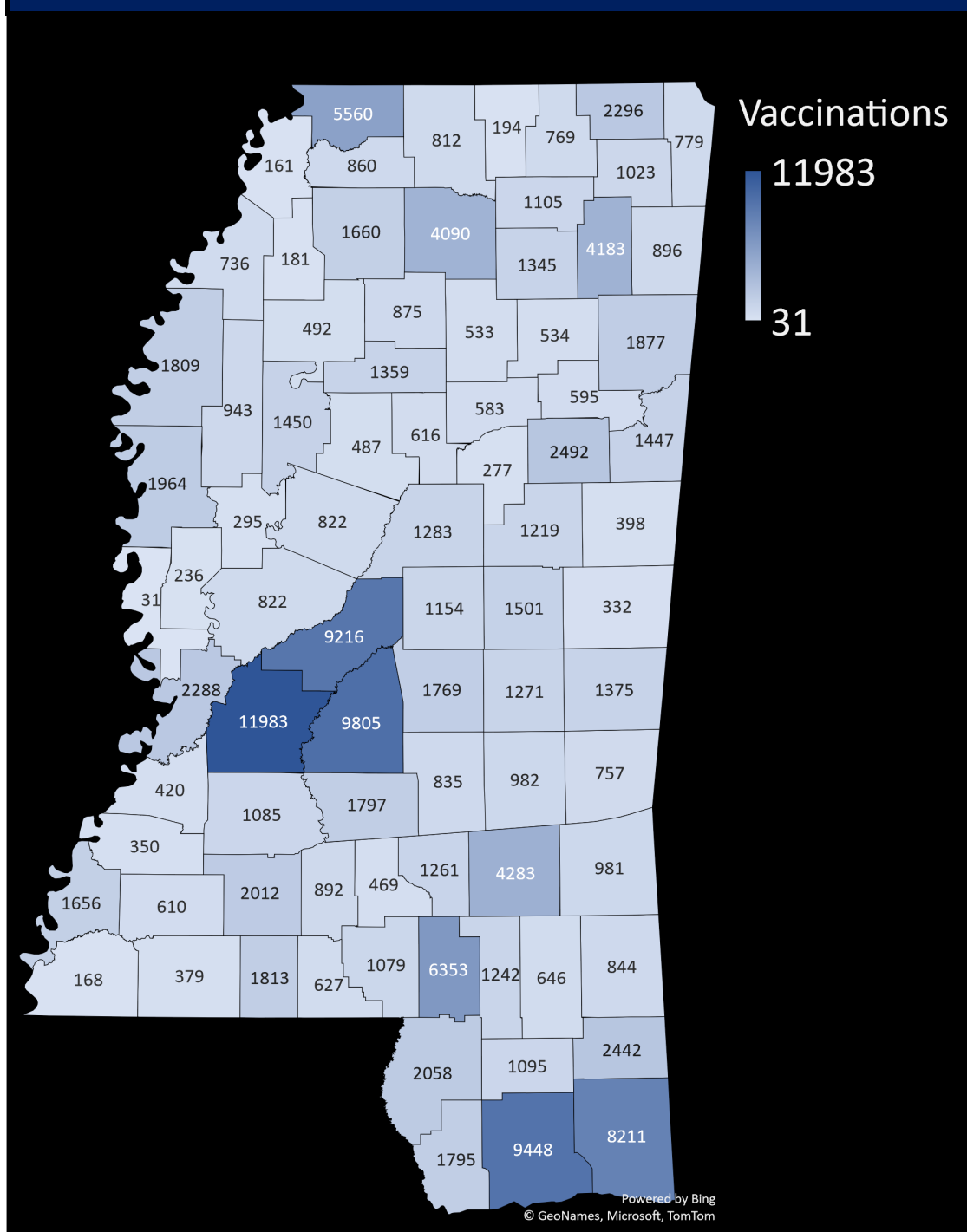


# Mississippi State Department of Health COVID-19 Vaccination Reporting

## Updated January 25, 2021

Vaccine providers administering COVID-19 vaccine are required to report the doses administered to the Mississippi Immunization Information Exchange (MIIX), the statewide immunization registry, within 24 hours after administration

### Vaccinated Individuals by County of Residence



### Total Reported Vaccinations

People Initiating Vaccination (1st Dose)	167,856
People Fully Vaccinated (2nd Dose)	16,542
<b>Total Doses Administered</b>	<b>184,398</b>

### Vaccine Doses Distributed

Federal Pharmacy Partnership	107,250
Mississippi Enrolled Providers*	342,050
<b>Total</b>	<b>449,300</b>

\*includes hospitals, private clinics, and MSDH drive through clinics

### Race\*

Race	Vaccinations	% of Vaccinations
White	99,703	70%
Black	22,064	15%
Asian	2,010	1%
AIAN**	152	0%
Pacific Islander	77	0%
Multi-racial	45	0%
Other	18,340	13%

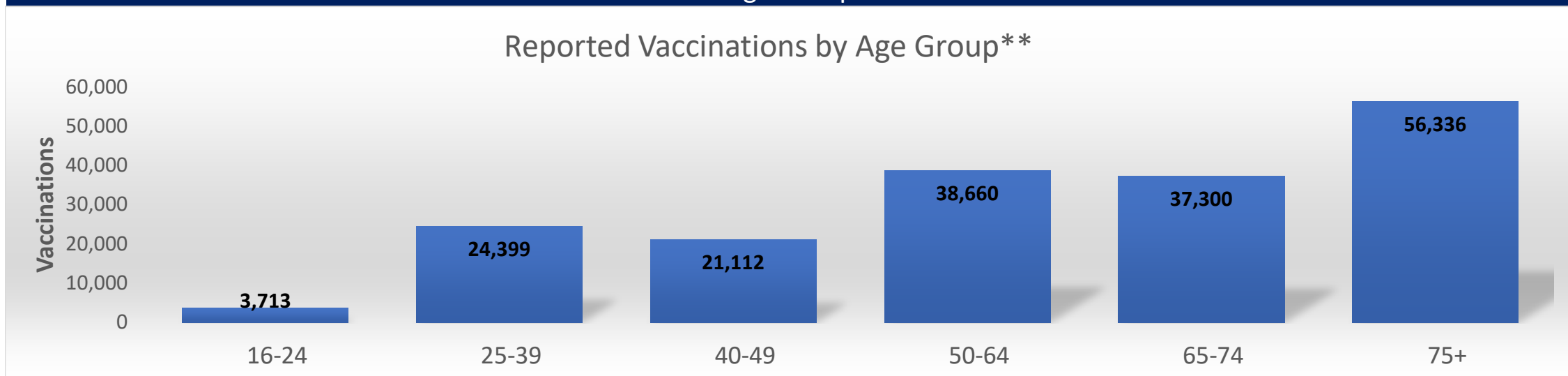
\*Those with unknown race are excluded

\*\*American Indian and Alaskan Native

### Ethnicity

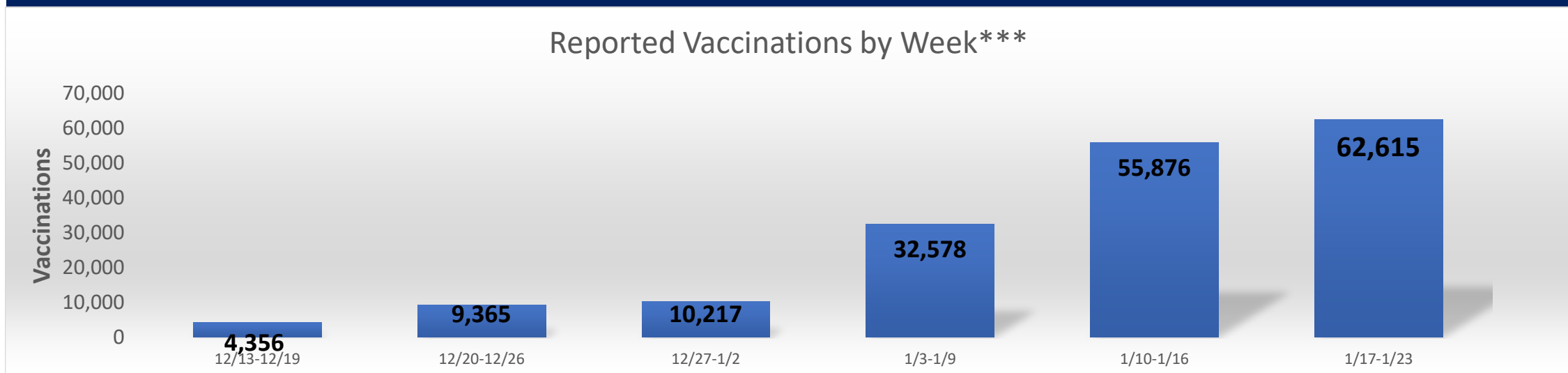
Ethnicity	Vaccinations	% of Vaccinations
Not Hispanic	157,875	86%
Hispanic	1,355	1%
Unknown	25,168	14%

### Age Group



\*\*Those with unknown ages are excluded

### Week



\*\*\*Those with unknown week of vaccine administration are excluded